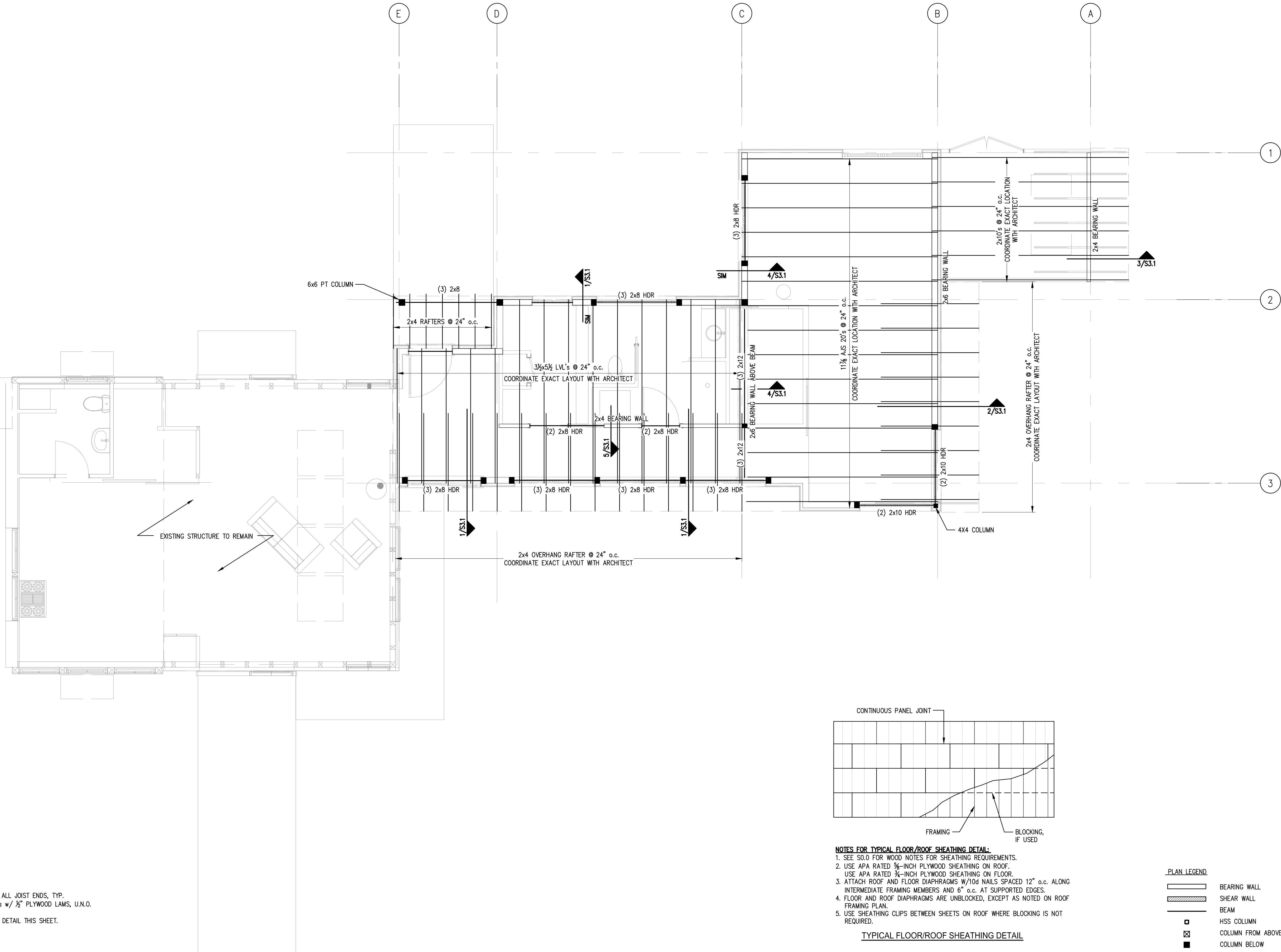
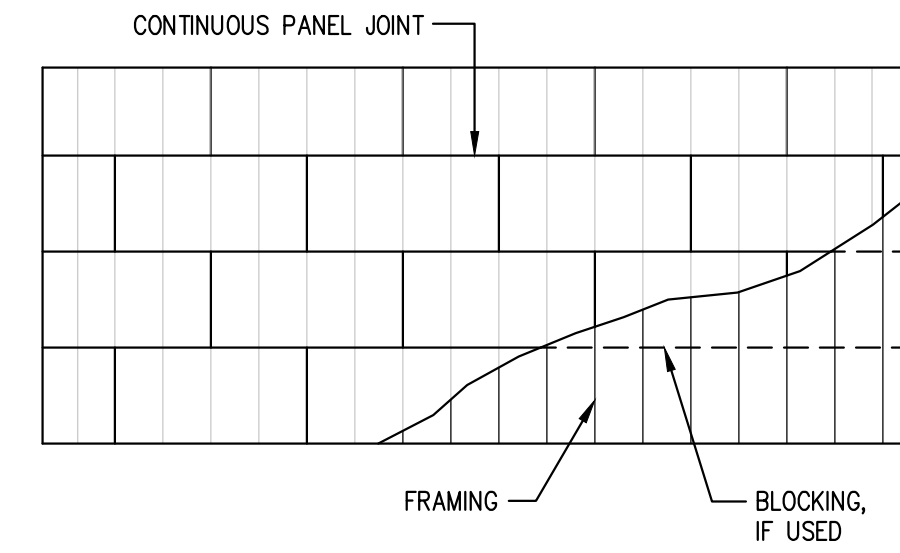


PLAN NORTH

PRINTED: Sep 29, 2015



- NOTES:**
1. PROVIDE SIMPSON JOIST HANGERS AT ALL JOIST ENDS, TYP.
  2. WINDOW HEADERS SHALL BE (3)-2x8's w/ 1/2" PLYWOOD LAMS, U.N.O.
  3. PROVIDE (3)-2x6 COLUMNS, U.N.O.
  4. SEE TYPICAL FLOOR/ROOF SHEATHING DETAIL THIS SHEET.



- NOTES FOR TYPICAL FLOOR/ROOF SHEATHING DETAIL:**
1. SEE S.O. FOR WOOD NOTES FOR SHEATHING REQUIREMENTS.
  2. USE APA RATED 5/8-INCH PLYWOOD SHEATHING ON ROOF.
  3. USE APA RATED 3/4-INCH PLYWOOD SHEATHING ON FLOOR.
  4. ATTACH ROOF AND FLOOR DIAPHRAGMS W/10d NAILS SPACED 12" o.c. ALONG INTERMEDIATE FRAMING MEMBERS AND 6" o.c. AT SUPPORTED EDGES.
  5. FLOOR AND ROOF DIAPHRAGMS ARE UNBLOCKED, EXCEPT AS NOTED ON ROOF FRAMING PLAN.
  6. USE SHEATHING CLIPS BETWEEN SHEETS ON ROOF WHERE BLOCKING IS NOT REQUIRED.


TYPICAL FLOOR/ROOF SHEATHING DETAIL

**PLAN LEGEND**

- BEARING WALL
- SHEAR WALL
- BEAM
- HSS COLUMN
- COLUMN FROM ABOVE
- COLUMN BELOW
- COLUMN ABOVE AND BELOW
- HOLD-DOWN


**ROOF FRAMING PLAN**

SCALE: 1/4"=1'-0"



424 Fore Street  
 Portland, ME 04101  
 Phone 207.842.2800  
 Fax 207.842.2828  
 www.cascobayengineering.com

CLIENT:  
**KAPLAN THOMPSON ARCHITECTS**  
 424 FORE STREET  
 PORTLAND, ME 04101



**LAPIERRE ADDITION**  
 56 WEYMOUTH WAY  
 GREAT DIAMOND ISLAND, MAINE

**RESIDENTIAL ADDITION**

No.	DESCRIPTION	ISSUED FOR PERMIT	CHKD.		DATE	
			BY	TD	BY	TD
0						10-1-15

SHEET TITLE:

**ROOF FRAMING PLAN**

DESIGNED:	TD
DRAWN:	TD
DATE:	8-11-15
PROJECT NUMBER:	15-132

**S1.2**