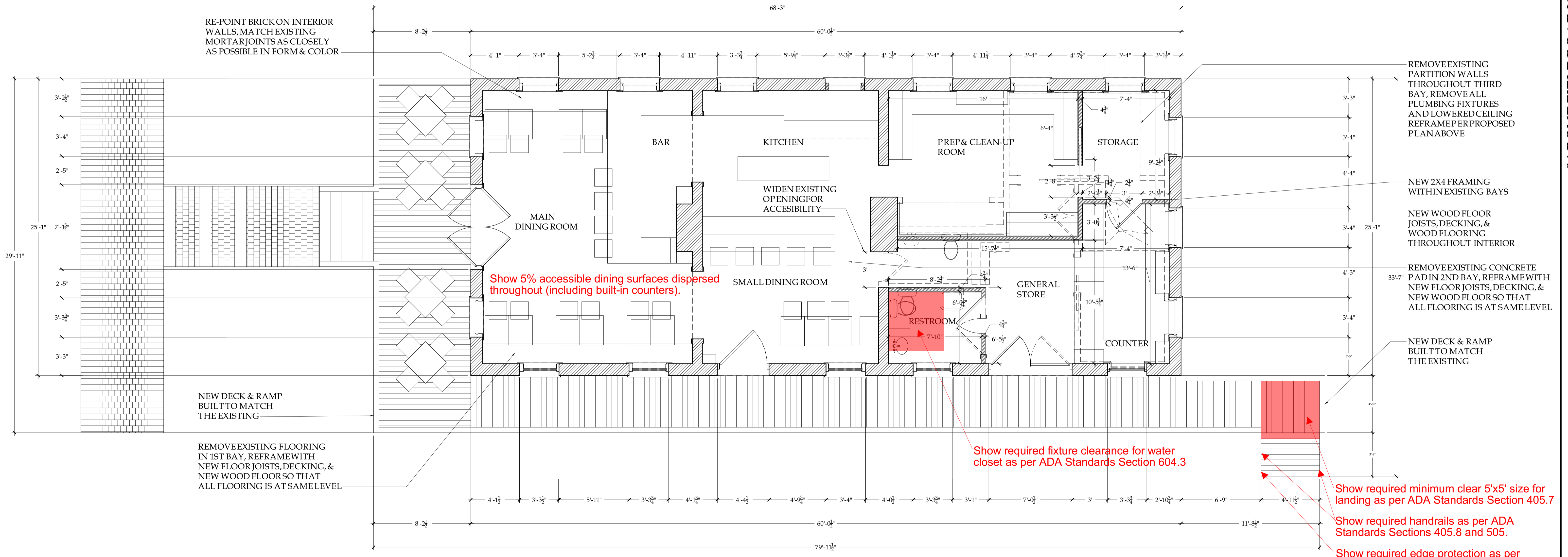


PROPOSED PLAN SECTION

© COPYRIGHT 2017  
NASTASI VAIL DESIGN, LLC  
THIS DRAWING IS THE  
PROPERTY OF THE DESIGNER  
AND MAY NOT BE  
REPRODUCED OR  
TRANSMITTED IN ANY  
FORM OR BY ANY  
MEANS WITHOUT THE  
WRITTEN PERMISSION.

MRS. ALEXANDRA WIGHT  
GENERAL STORE, GREAT DIAMOND ISLAND  
PORTLAND, MAINE 1231

DATE 8/8/17  
SCALE AS NOTED  
SHEET NO. A1.1



RE-POINT BRICK ON INTERIOR WALLS, MATCH EXISTING MORTAR JOINTS AS CLOSELY AS POSSIBLE IN FORM & COLOR

REMOVE EXISTING PARTITION WALLS THROUGHOUT THIRD BAY, REMOVE ALL PLUMBING FIXTURES AND LOWERED CEILING REFRAME PER PROPOSED PLAN ABOVE

NEW 2X4 FRAMING WITHIN EXISTING BAYS

NEW WOOD FLOOR JOISTS, DECKING, & WOOD FLOORING THROUGHOUT INTERIOR

REMOVE EXISTING CONCRETE PAD IN 2ND BAY, REFRAME WITH NEW FLOOR JOISTS, DECKING, & NEW WOOD FLOORING SO THAT ALL FLOORING IS AT SAME LEVEL

NEW DECK & RAMP BUILT TO MATCH THE EXISTING

NEW DECK & RAMP BUILT TO MATCH THE EXISTING

REMOVE EXISTING FLOORING IN 1ST BAY, REFRAME WITH NEW FLOOR JOISTS, DECKING, & NEW WOOD FLOORING SO THAT ALL FLOORING IS AT SAME LEVEL

Show 5% accessible dining surfaces dispersed throughout (including built-in counters).


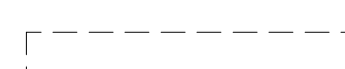


Show required fixture clearance for water closet as per ADA Standards Section 604.3

Show required minimum clear 5'x5' size for landing as per ADA Standards Section 405.7

Show required handrails as per ADA Standards Sections 405.8 and 505.

Show required edge protection as per ADA Standards Section 405.9

WALL KEY:

-  EXISTING PARTITION WALLS
-  DEMO WALLS
-  NEW 2X4 FRAMING, STUDS 16" ON CENTER
-  5/8" SHEETROCK OR SIMILARLY FIRERATED WALLBOARD

1 PROPOSED NEW PLAN  
A-1.1 Scale: 1/4"=1'-0"