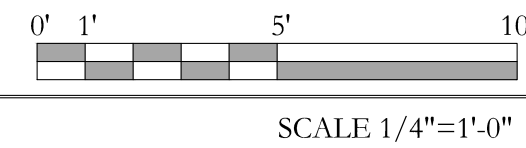
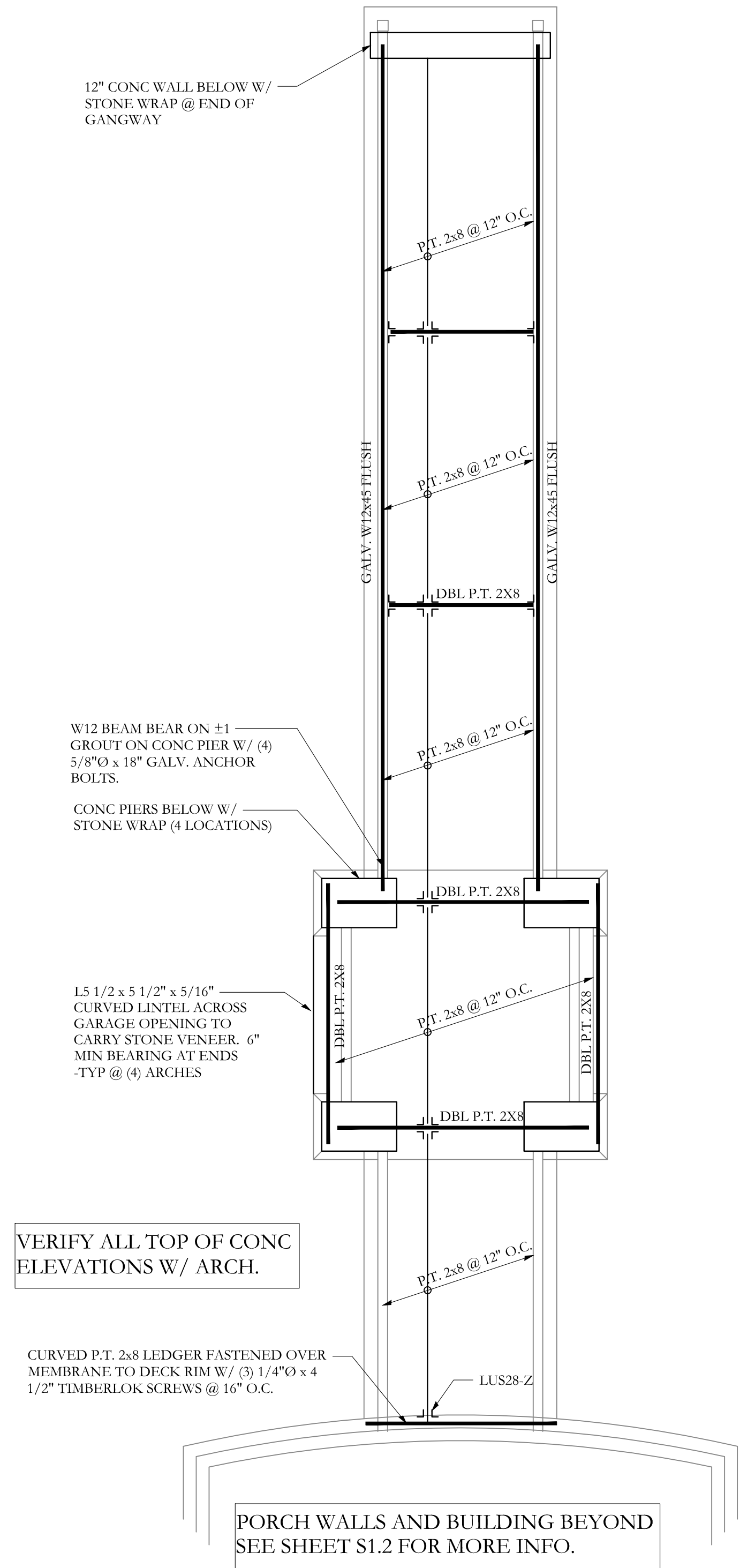


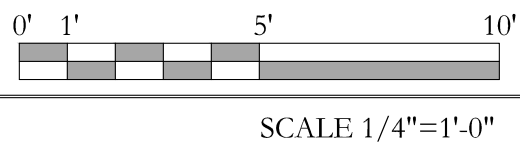
BRIDGE FOUNDATION PLAN




- NOTES:
1. ALL CONCRETE REINFORCING STEEL PER PLANS AND SECTIONS.
 2. STEP IN TOP OF FOUNDATION WALL IS INDICATED THUS: , AND SHOWS LOWER SIDE OF WALL.
 3. SEE S-1.0 FOR STRUCTURAL GENERAL NOTES
 4. FOOTING TO BEAR 4'-6\"/>



BRIDGE FRAMING PLAN



- NOTES:
1. SEE SHEET S1.0 FOR GENERAL STRUCTURAL NOTES



Kevin Browne ARCHITECTURE
 207-847-3499
 kevin@kevinbrownearchitecture.com

KBA
 7 breezy hill lane
 falmouth, me 04105

REVISIONS:

CONSULTANTS:

Structural Integrity
 Consulting Engineers

77 Oak Street
 Portland, ME 04108
 P: 603-791-2835
 www.structuralintegrity.com
 BUILD WITH CONFIDENCE!
 6999 Ave. C, Box 114
 SI # 14-1040

BEAULIEU RESIDENCE

CLIENT:
 RON & LORI BEAULIEU

ADDRESS:
 LOT #6
 GREAT DIAMOND ISLAND, ME

BRIDGE STRUCTURAL PLANS

DATE: 04/14/2014
 PROJECT NO.: 2013-14

DRAWN: MKL
 SCALE: AS NOTED

S3.1