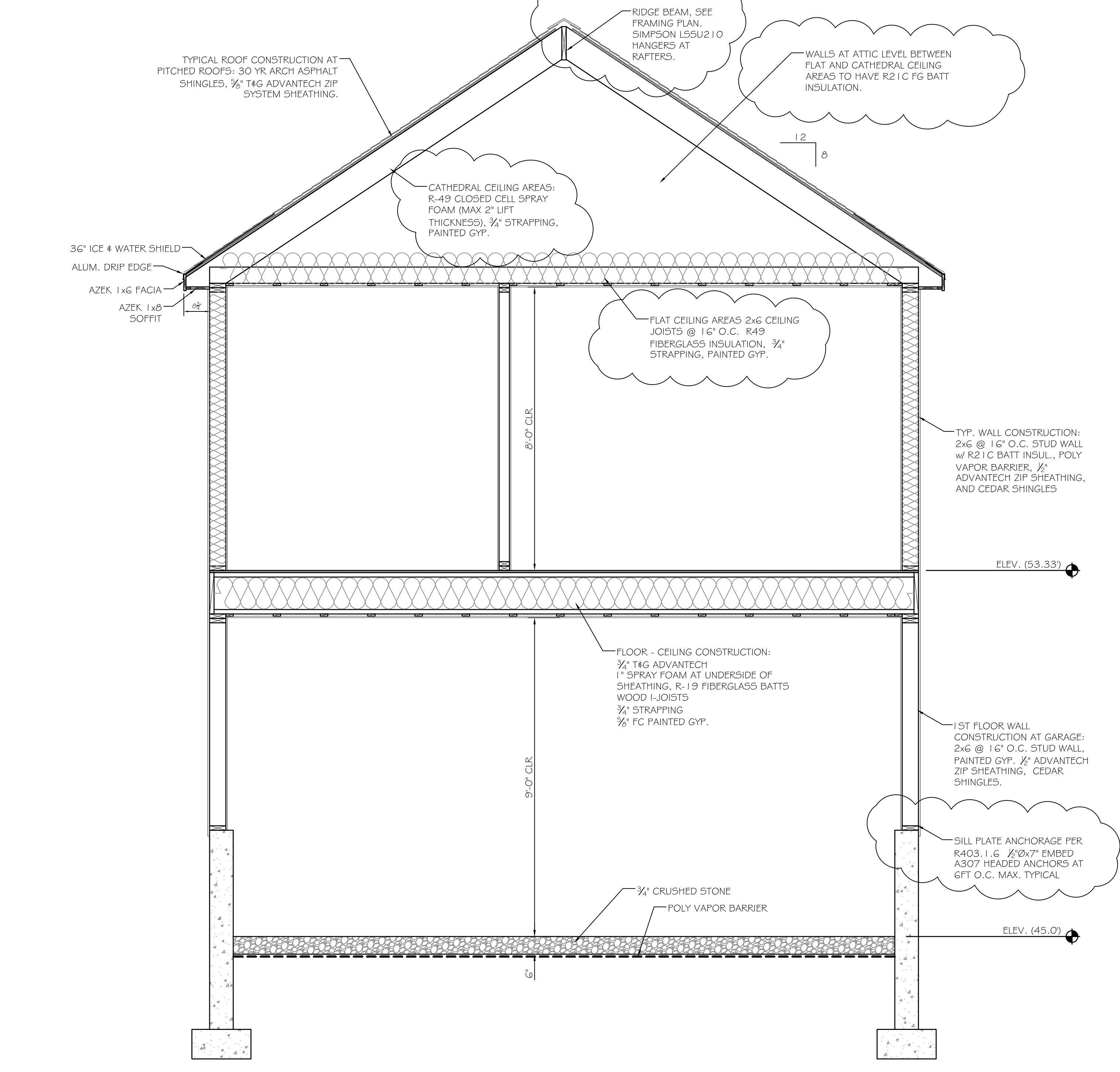


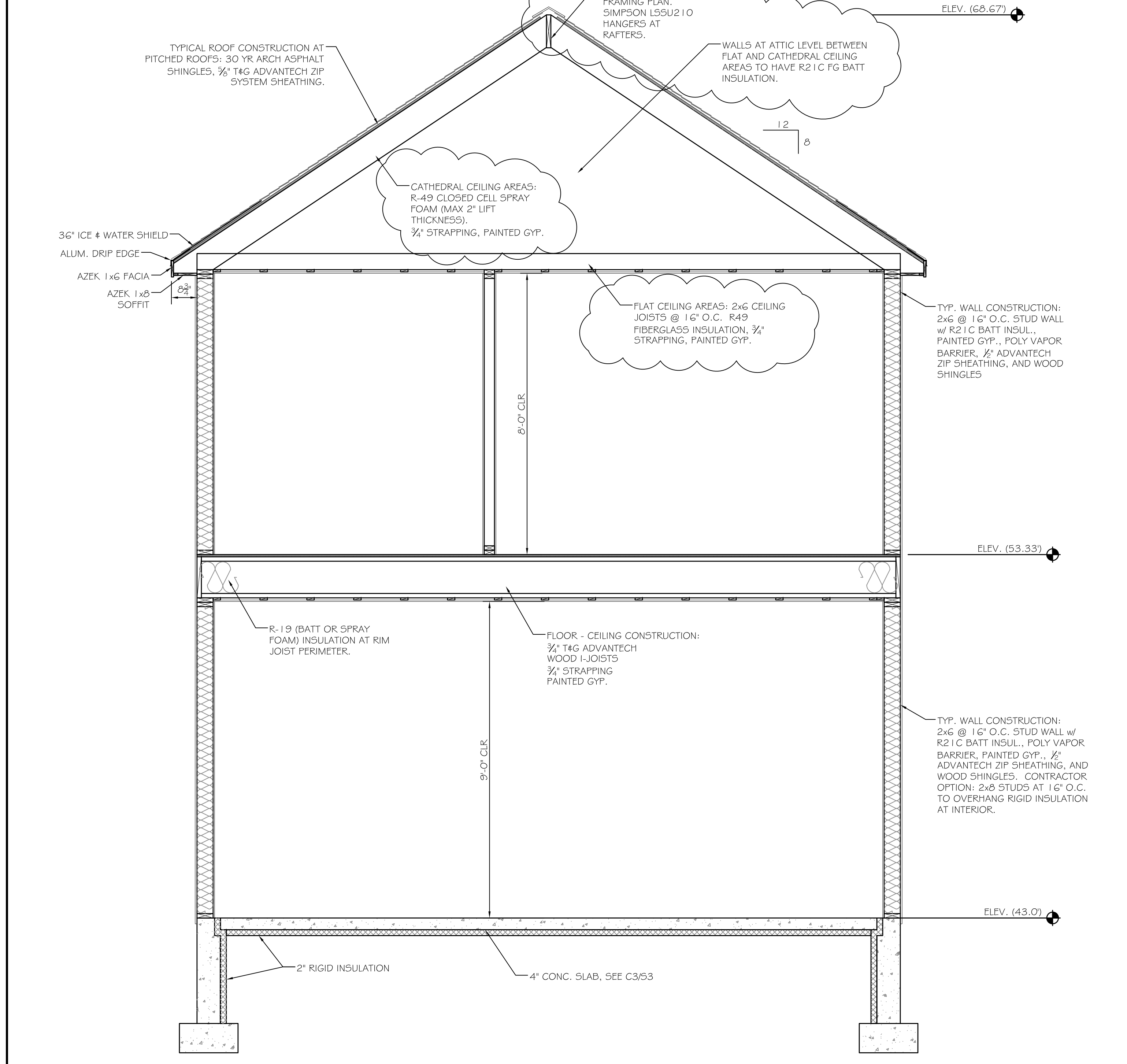
B4 ROOF FRAMING PLAN
SCALE: 1/8" = 1'-0"

B2 ROOF FRAMING SECTION
SCALE: 1/8" = 1'-0"


B1 RAILING AT ROOF DECK
SCALE: 1" = 1'-0"



A2 SECTION AT GARAGE
SCALE: 1/8" = 1'-0"



A1 SECTION AT HOUSE
SCALE: 1/8" = 1'-0"



ASSOCIATED DESIGN PARTNERS INC.
Office: (207) 878-1751
80 Leighton Road
Falmouth, Maine 04105
Fax: (207) 878-1788
E-Mail: adp@adpengineering.com

THIS DRAWING, DESIGN AND ELECTRONIC FILE ARE THE PROPERTY OF ASSOCIATED DESIGN PARTNERS, INC. THE REPRODUCTION, COPYING OR ANY OTHER USE OF THIS DOCUMENT WITHOUT WRITTEN CONSENT IS PROHIBITED.

PROJECT: **PENNINGTON RESIDENCE**
GREAT DIAMOND ISLAND, ME.
FOR:
SHEET TITLE: **FRAMING SECTIONS AND DETAILS**
ISSUED FOR PERMITTING

REVISIONS	DATE
No. BY DESCRIPTION	
1 ASW REVISED FOR PERMIT APP.	8/27/17
2	
3	
4	
5	
6	
7	
8	

DATE : 5-18-17
SCALE : AS NOTED
DESIGN BY: ASW
DRAWN BY: RSC
FILE #: 17102-S1.dwg
PROJECT NUMBER:
17102
SHEET NO:
S3