

MAR 2 2004  
 ARCHITECTURAL DIVISION  
 P.F. HAABESTAD & LISA HAABESTAD



# Diamond Co Officer's Qu Unit 6B McKinley Co Great Diamo Portland, Ma

**CLIENT**

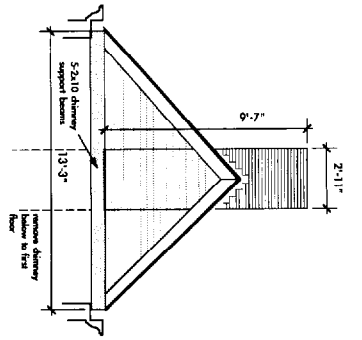
Robert Pfaffmann & Lisa Haabestad  
 604 Filbert Street  
 Pittsburgh, PA 15232  
 412.683.7763 (evenings)  
 CONTACT: Lisa Haabestad  
 EMAIL: lisa@pfaffmann.com

**ARCH**

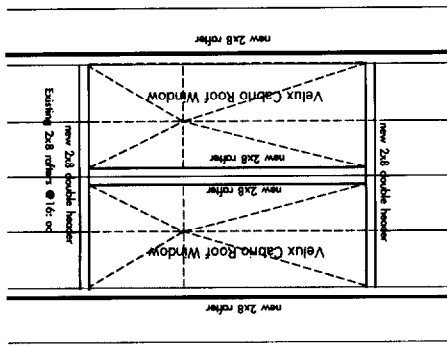
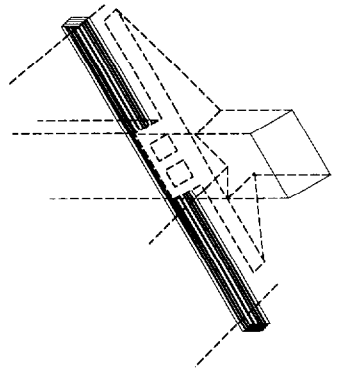
P F A F  
 Benedu  
 223 Fo  
 Pittsbu  
 412.47  
 412.47  
 412.39  
 CONTA  
 EMAIL:

ABBREVIATIONS				SYMBOL LEGEND		DRAWING INDEX			
& or † * or L @ AB ABV ACOUST ACP ACT ADDTL AFF ALUM ANCH AP ARCH BC BIT BLDG BLK BLKG BM BOTT BRK BRNG BULKHD C C/C C CB CEM CER CJ CLG CLMN CMU CO COMD	And Angle At Anchor bolt Above Acoustic Auger cast pile Acoustic ceiling tile Additional Above finished floor Aluminum Anchor Access Panel Architect Brick courses Bituminous Building Block Blocking Beam Bottom Brick Bearing Bulkhead Channel Center to Center Center Line Catch basin Cement Ceramic Control joint Ceiling Column Concrete masonry unit Clean out Hard	ELEC ELEV EQS EP EQ EQUIP ETR EW EWC EXH EXIST EXP EXTER FB FD FDN FE FEB FEC FE NEW FIN FLR FLUOR FR FRT FTG FV GA GALV GL GWB HDWE HT HM HR	Electrical Elevator/Elevation Edge of slab Electrical panel Equal Equipment Existing to remain Each way Electric water cooler Exhaust Existing Exposed Exterior Floor box Floor drain Foundation Fire extinguisher Fire extinguisher bracket Fire extinguisher cabinet New fire extinguisher Finish Floor Fluorescent Frame Fire retardant treated Footing Field Verify Gauge Galvanized Glass Gypsum Wall board Hardware Height Hollow metal Hard	MISC MO MR MTD MTL N NIC # NTS OA OC OD O.H. OPG PART BD PART PC PERF PL PLAM PNL POLY PSF PSI PNT PT PTD PVB PVC RAD R RA RCB RD RE REC	Miscellaneous Masonry opening Moisture resistant Mounted Metal North Not in contract Number Not to scale Outside air On Center Outside Diameter Opposite Hand Opening Particle Board Partition Pier cap Perforated Plate Plastic laminate Panel Polyethylene Pounds / square foot Pounds / square inch Paint Point Painted Polyvinylbutyl Polyvinylchloride Radius Riser Return Air Rubber Cove Base Roof drain Regarding Regressed	STD STL STRUCT SURF SUSP SYM SYNTH T T/ T&G TCP TEL THK TLT TR TRTD TS TYP UNO VB VCT VEN VERT V.I.F. W/ W WC WD WDW WP WR WWF	Standard Steel Structural Surface Suspended Symmetrical Synthetic Tread Top of Top of Tongue & groove Terra Cotta Pipe Telephone Thick Toilet To remain Treated Tube steel Typical Unless noted otherwise Vapor Barrier Vinyl composition tile Veneer Vertical Verify In Field With West Water Closet Wood Window Water Proof Water Resistant Welded Wire Fabric	1 A1 Scale DRAWING TITLE CALL OUT (DRAWING NUMBER TOP, SHEET NUMBER BOTTOM) BUILDING SECTION OR ELEVATION CALL OUT (DRAWING NUMBER TOP, SHEET NUMBER BOTTOM) ELEVATION OR DETAIL SECTION CALL OUT (DRAWING NUMBER TOP, SHEET NUMBER BOTTOM) ELEVATION OR DETAIL SECTION CALL OUT (DRAWING NUMBER OUTSIDE, SHEET NUMBER CENTER) PLAN DETAIL CALL OUT (DRAWING NUMBER TOP, SHEET NUMBER BOTTOM)	<b>ARCHITECTURAL</b> A0.0 COVER SHEET A1 FIRST & SECOND FLOOR PLAN (inc A2 BASEMENT & ATTIC PLAN (includes A3 REAR ELEVATION & DETAILS Schedules: Finish Door Window Plumbing Lighting Heating Schematic & Spec be released un





3 Chimney support section  
Scale: 1/4" = 1'-0"



3 Skylight Framing  
Scale: 1/4" = 1'-0"

