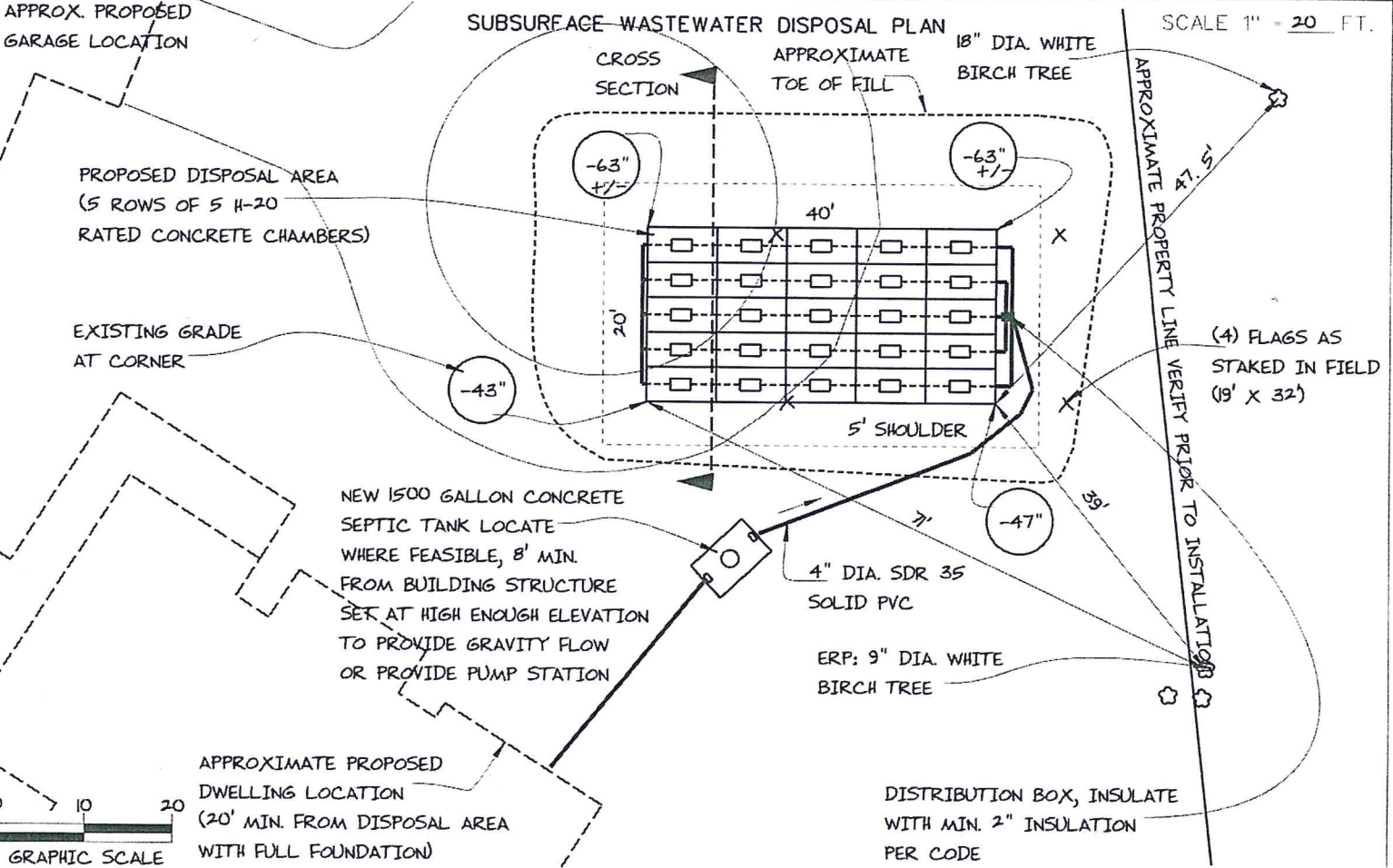


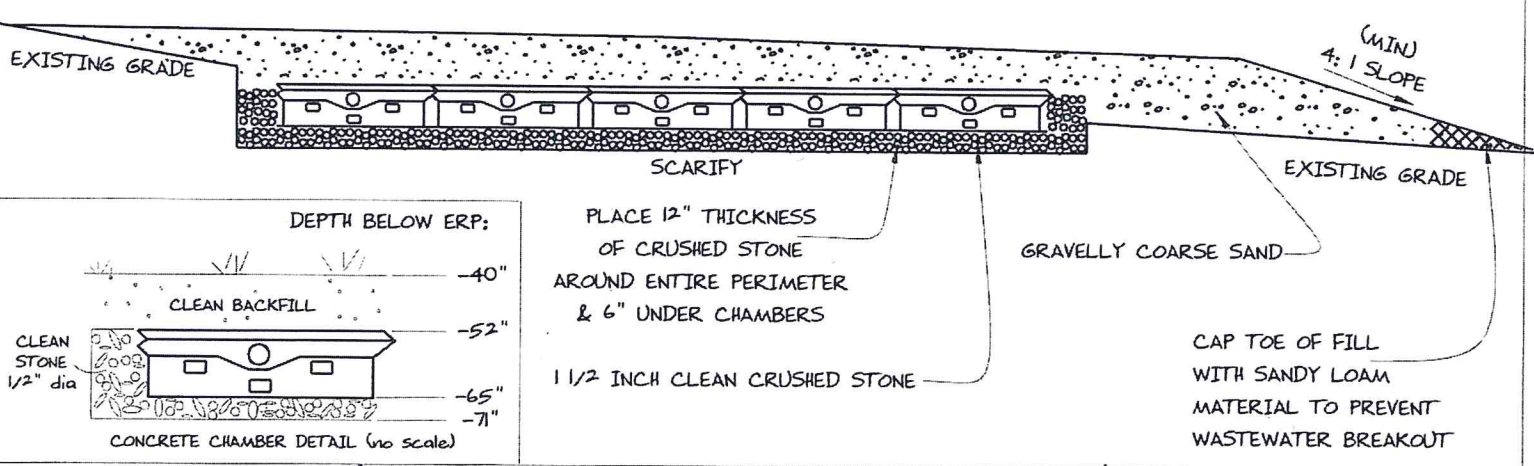
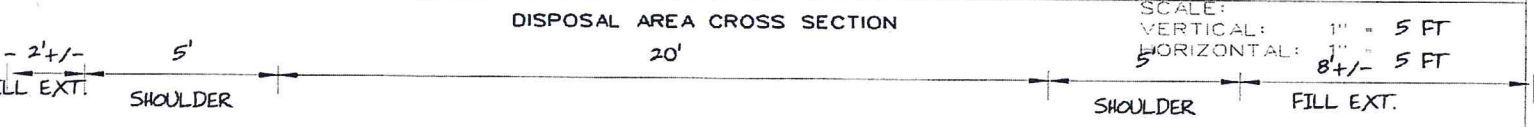
# SUBSURFACE WASTEWATER DISPOSAL SYSTEM APPLICATION

Maine Department of Human Services  
 Division of Health Engineering, Station 10 SHS  
 (207) 287-5872 FAX: (207) 287-4172

Town, City, Plantation: **PORTLAND, GREAT DIAMOND ISLAND**  
 Street, Road, Subdivision: **PLEASANT COVE LANE**  
 Owner's Name: **DOUGLAS E. SOSNIK**



FILL REQUIREMENTS		CONSTRUCTION ELEVATIONS		ELEVATION REFERENCE POINT	
Depth of Fill (Upslope)	: 3" - 7"	Finished Grade Elevation	SEE DETAIL BELOW	Location & Description	NAIL IN 9" DIA. WHITE BIRCH TREE, 39" ABOVE BASE
Depth of Fill (Downslope)	: 23"	Top of Distribution Pipe or Proprietary Device		Reference Elevation is:	0.0" or -----
DEPTHS AT CROSS-SECTION (shown below)		Bottom of Disposal Area			



*Albert Frick*  
 Site Evaluator Signature

163  
 SE \*

5/27/16  
 Date

Page 3 of 3  
 HHE-200 Rev. 10/02