Reviewed for Code Compliance
Inspections Division
Approved with Conditions

Date: 06/07/13

Reserved for City of Portland

RAILING: HORIZONTAL CABLE INFILL (WITH FOOT RAIL)
36" HIGH ALUMINUM FRAME WITH FOOT RAIL
NOTE: 42" HIGH RAILING DETAIL SIMILAR WITH ADDITION OF 2 CABLES AND REDUCTION OF POST SPACING TO MAX 5-FT.

DWG # RAIL H-CABLE REV 1
DATE 11/07

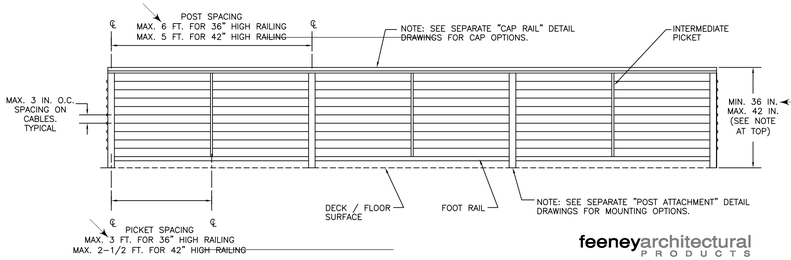

feeneyarchitectural
PRODUCTS
DesignRail™-Railing Systems
2603 Union Street
Oakland, CA 94607-2423
Ph: 800-888-2418 or 510-893-9473
Fx: 510-893-9484, www.designrail.com

POST ATTACHMENT: FASCIA MOUNT (THROUGH POST)

DWG # POST ATT FM REV 2
DATE 11/08

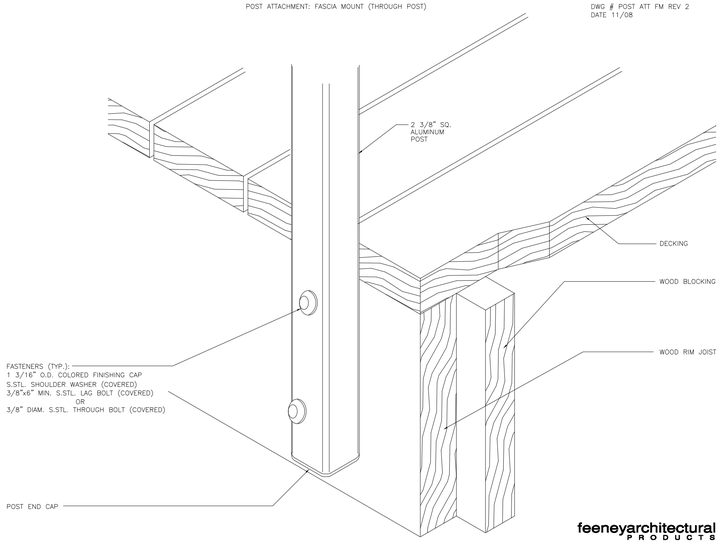

feeneyarchitectural
PRODUCTS
DesignRail™-Railing Systems
2603 Union Street
Oakland, CA 94607-2423
Ph: 800-888-2418 or 510-893-9473
Fx: 510-893-9484, www.designrail.com

4 - Cable Railing Details - no scale

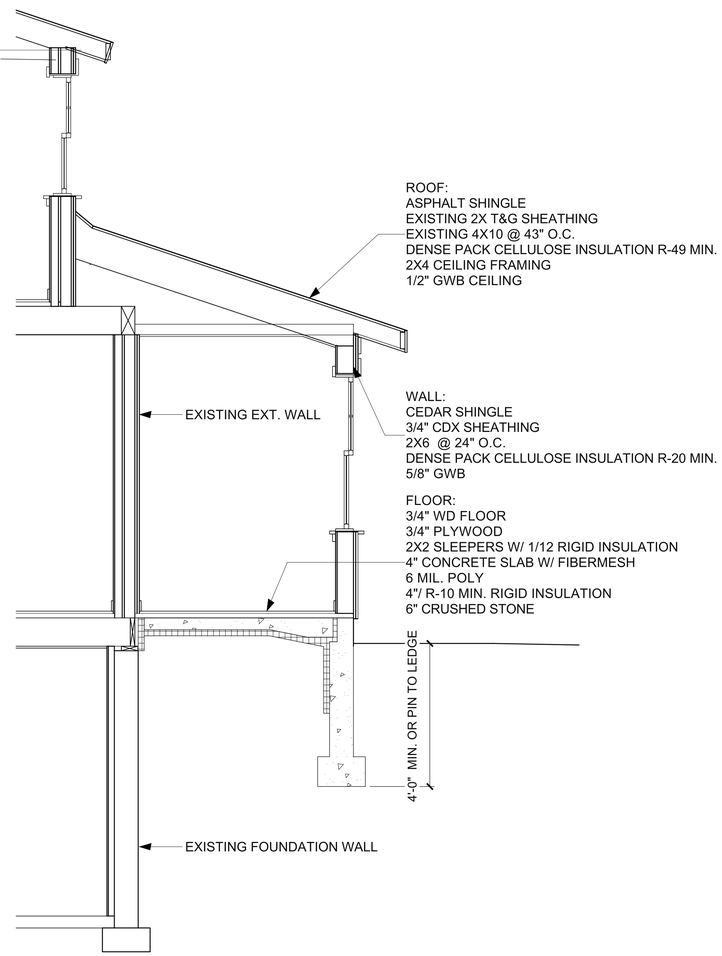

3 - Addition Section - 1/2 in = 1 ft

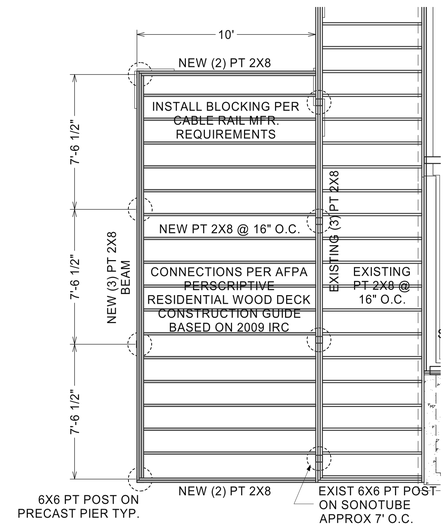

1 - South Deck Framing Plan - 1/4 in = 1 ft

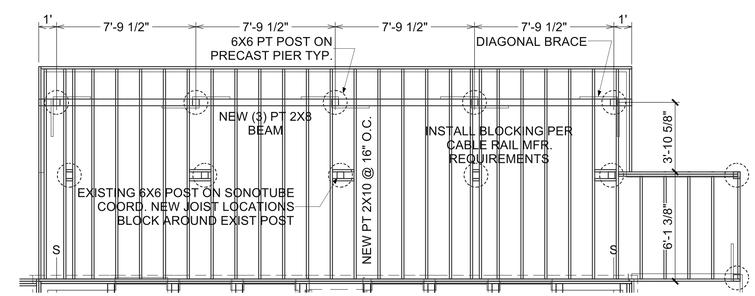

2 - West Deck Framing Plan - 1/4 in = 1 ft

0 1' 2' 4' 8'
Graphic Scale 1/4" = 1'-0"

Kevin Moquin, AIA, LEED AP
Maine Licensed Architect
Portland, ME
kevin@km-a.me | (207)-615-6421

Munro Renovation
Seal Cove Lane
Great Diamond Island
Portland, ME

Deck Framing Plans
1/4" = 1'-0"

S2-001
5/23/2013
6 of 6