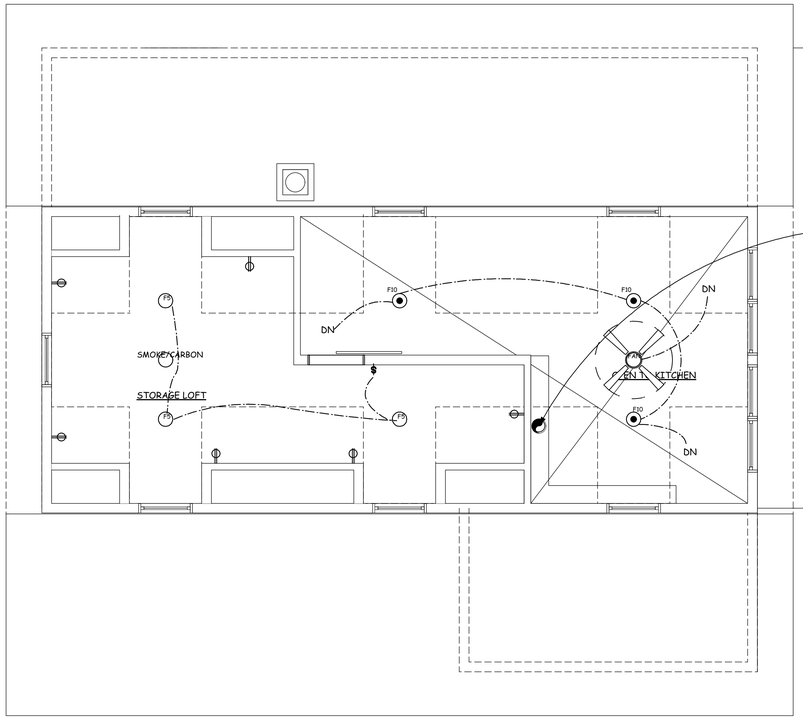

VENT STOVE HOOD THROUGH ROOF

VENT FAN THROUGH SIDE WALL

3 GANG BATH FAN/LIGHT SWITCH

VERIFY W/ OWNER & CONTRACTOR POWER REQUIREMENTS/LOCATIONS FOR WHOLE HOUSE HEATING/PLUMBING/SEPTIC/ SPRINKLER/ELECTRICAL SYSTEMS

PROVIDE FLOOR DRAIN

ELEC PANEL

C MEP - LOFT/ROOF PLAN
1/4" = 1'-0"

TO POP UP EMMITTER - DO NOT FEED DIRECTLY INTO OCEAN

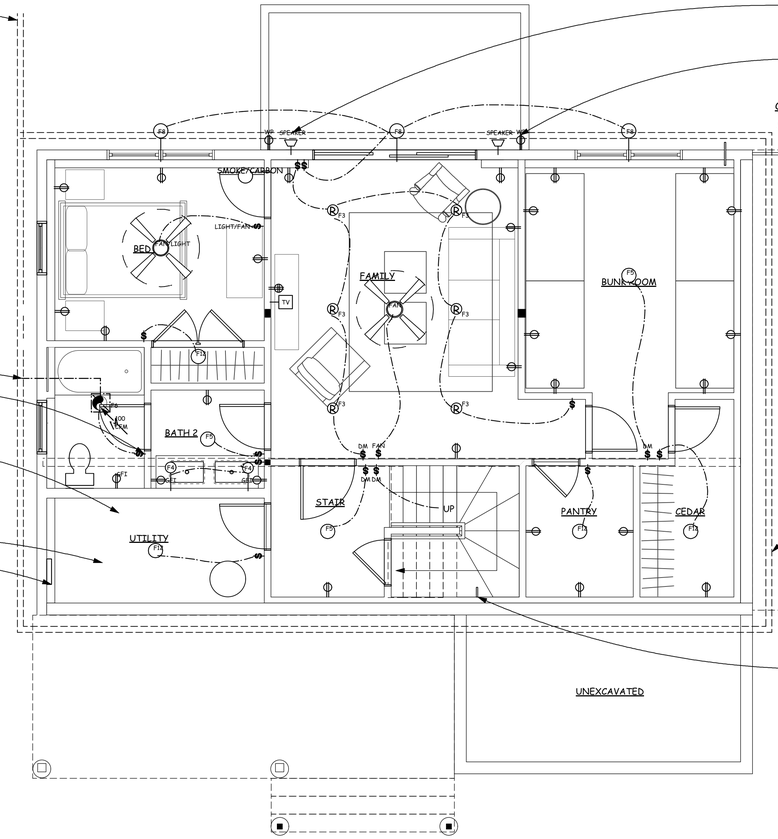

VERIFY EXTERIOR SPEAKER/AV REQUIREMENTS W/ OWNER

VERIFY LOCATION W/ OWNER LOCATION OF ALL EXTERIOR WATER PROOF OUTLETS

OUTDOOR SHOWER

EXTERIOR SHOWER & FROST FREE HOSE BIB (HOT AND COLD WATER) PROVIDE SHUT OFF/DRAIN INSIDE. VERIFY LOCATION W/ OWNER

4" DIAMETER PERIMETER DRAIN TILE IN FILTER FABRIC @ FOUNDATION PERIMETER-

FROST FREE HOSE BIB - SHUT OFF /DRAINI

A MEP- LOWER LEVEL
1/4" = 1'-0"

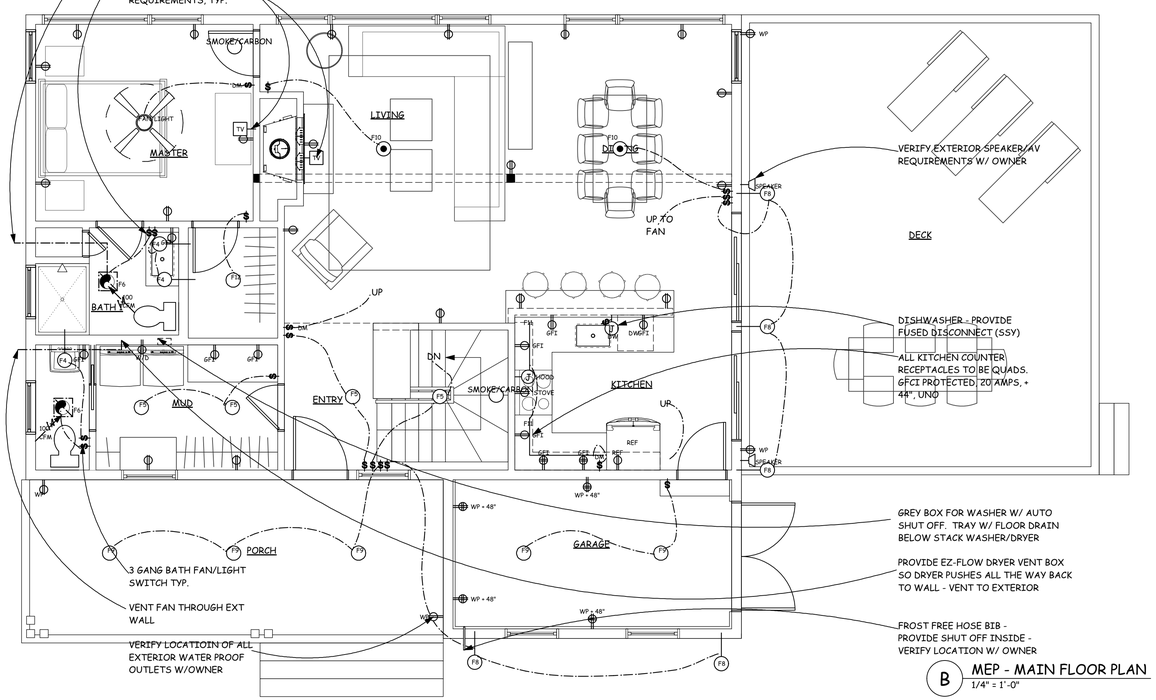

VENT FAN THROUGH EXT WALL

3 GANG BATH FAN/LIGHT SWITCH TYP.

VERIFY W/ OWNER TV AV REQUIREMENTS, TYP.

VERIFY EXTERIOR SPEAKER/AV REQUIREMENTS W/ OWNER

UP TO FAN

DISHWASHER - PROVIDE FUSED DISCONNECT (SSV)

ALL KITCHEN COUNTER RECEPTACLES TO BE QUADS. GFCI PROTECTED, 20 AMPS, + 48", UNO

GREY BOX FOR WASHER W/ AUTO SHUT OFF. TRAY W/ FLOOR DRAIN BELOW STACK WASHER/DRYER

PROVIDE EZ-FLOW DRYER VENT BOX SO DRYER PUSHES ALL THE WAY BACK TO WALL - VENT TO EXTERIOR

FROST FREE HOSE BIB - PROVIDE SHUT OFF INSIDE - VERIFY LOCATION W/ OWNER

3 GANG BATH FAN/LIGHT SWITCH TYP.

VENT FAN THROUGH EXT WALL

VERIFY LOCATIOIN OF ALL EXTERIOR WATER PROOF OUTLETS W/OWNER

B MEP - MAIN FLOOR PLAN
1/4" = 1'-0"

SYMBOL	DESCRIPTION	MFR	CATALOG	FINISH	MOUNT HT	REMARKS
S	TOGGLE SWITCH	LEVITON	1451W	WHITE	MATCH EXIST	switches @ top & & btm. Of stairs to be the illumination type per code.
S 3	3 WAY SWITCH	LEVITON	1453W	WHITE	MATCH EXIST	
S DM	DIMMER SWITCH	LUTRON	AY-600P-WH	WHITE	MATCH EXIST	
CO	CARBON MONOXIDE DETECTOR- CHICAGO APPROVED	DICON - PHOTO ELECT.		WHITE	CEILING	HARDWIRED AND INTERCONNECTED - SEC. SYS., W/BAT. BACKUP
SD	SMOKE DETECTOR- CHICAGO APPROVED	DICON - PHOTO ELECT.		WHITE	CEILING	HARDWIRED AND INTERCONNECTED - SEC. SYS., W/BAT. BACKUP
GFI	DUPLEX RECEPTACLE GROUNDED CHICAGO APPROVED	LEVITON	5320-SW	WHITE		
	DUPLEX RECEPTACLE	LEVITON	5320-SW	WHITE		
	DUPLEX RECEPTACLE - HALF SWITCHED	LEVITON	5320-SW	WHITE	12" A.F.F.	
WP	GFI RECEPTACLE W/WEATHER RESISTANT COVER					
		LEVITON	6599-W, 4970	WHITE	18" AFF	
	DISCONNECT SWITCH & FEED TO EQUIPMENT				AS REQUIRED	SIZE PER EQUIPMENT REQUIREMENTS
	RECESSED CAN LIGHT	SEE LIST BELOW				PROVIDE INSULATED CONTACT TYPE AT ALL INSULATION LOC.
	SURFACE MOUNTED LIGHT FIXTURE	SEE LIST BELOW				
	WALL MOUNTED LIGHT FIXTURE	SEE LIST BELOW				
	JUNCTION BOX				CEILING	W/TRIM PLATE;SIZE PER CODE;FIXTURE BY OWNER
TV	CABLE TV JACK W/WALL PLATE - COAXIAL			WHITE		COORDINATE W/OWNER'S A/V CONSULTANT
T	TELEPHONE JACK/DATA LINE - CAT 5			WHITE		COORDINATE W/OWNER'S A/V CONSULTANT
T	COMMUNICATTION COMPUTER/DATA JACK - CAT 5				12" A.F.F.	COORDINATE W/A/V CONSULTANT FOR LOC'N & CONNECTION
	SPEAKER - RECESSED				CEILING	COORDINATE W/A/V CONSULTANT FOR LOC'N & CONNECTION
F1	RECESSED INCANDESCENT DOWN LGT. 5" DIA. W/TRIM	JUNO	IC20-206HZ-WH	WHITE/HAZE	CEILING	50W PAR 30, FOR INSTULATED CEILING
F2	RECESSED INCANDT. DN. LGT. 5" DIA. W/TRIM -	JUNO	TCIR-17HZ-WH	WHITE/HAZE	CEILING	50W PAR 30
F3	RECESSED LOW VOLTAGE ART LGT. 4" DIA. W/TRIM	JUNO	IC44N-44HZ-WH	WHITE/HAZE	CEILING	50W MR 16 FOR INSULATED CEILING
F4	WALL MOUNTED FIXTURE	as selected by owner			SEE INT. ELEVS.	
F5	SURFACE MOUNTED LIGHT FIXTURE	as selected by owner			CLG.	
F6	CEILING MOUNTED FAN/LIGHT COMBINATION	PANASONIC	FV-08QL4		CLG.	PROVIDE SOLID BLOCKING @ CLG. LOCATION
F7	CEILING MOUNTED FAN	PANASONIC	FV-15VQ4		CLG.	PROVIDE SOLID BLOCKING @ CLG. LOCATION
F8	EXTERIOR WALL MOUNTED LGT. FIX.	as selected by owner			WALL or CLG.	WET LABEL, VERIFY MOUNTING HEIGHT W/ OWNER
F9	EXTERIOR CEILING MOUNTED LGT. FIX.	as selected by owner			WALL or CLG.	WET LABEL, VERIFY MOUNTING HEIGHT W/ OWNER
F10	PENDANT LIGHT FIXTURE	as selected by owner			SEE INT. ELEVS.	
F11	UNDER CABINET LIGHTING	as selected by owner			BELOW CAB.	RUN LENGTH CONTINUOUS, COORD. W/ CABINET MAKER
F12	WALL/CLG. MTD. FLUOR. FIX. W/LENS (CLOSET)				CLG.	
F13	PUCK LIGHTS				IN CABINET	
F14	EXTERIOR MOTION DETECTOR WALL MTD LGT. FIX.	as selected by owner	provide $50.00/fix.		WALL	WET LABEL, VERIFY MOUNTING HEIGHT W/ OWNER
F15	CEILING FAN W/ LIGHT KIT	as selected by owner			CEILING	3 SPEED REVERSIBLE
F16	SHOWER LIGHT	JUNO	IC44N 441WH-WH		CEILING	MR16 IC44N 50W MR16
F17	CRAWL SPACE CEILING LIGHT	PORCELAIN SOCKET	FLUOR.		CEILING	

*** NOTES:**
1. AFCI PROTECT LIGHTS AND OUTLETS PER NEC 210.12(B)
2. USE TAMPER-RESISTANT OUTLETS PER NEC 406.11
3. ALL BEDROOM OUTLETS TO BE AFI
4. ALL OWNER SUPPLIED FIXTURES TO BE INSTALLED BY CONTRACTOR

1 LIGHT FIXTURE SCHEDULE

MEP GENERAL NOTES:

- DESIGN TO FOLLOW CURRENT CODES OF THE ONTWA TOWNSHIP.

- CONTRACTOR TO VERITY THAT ALL UTILITIES ARE SUFFICIENTLY SIZED FOR NEW WORK.

- CONTRACTOR AND HIS SUBS SHALL BE RESPONSIBLE FOR THE COMPLETE DESIGN, ENGINEERING & INSTALLATION OF SUCH SAID SYSTEMS AS STIPULATED AS PART OF 'DESIGN BUILD' REQUIREMENTS.

- ALL TRADES ARE RESPONSIBLE FOR AND SHALL BE FULLY COORDINATED WITH THE WORK OF OTHERS. REFER REGULARLY TO DETAILS AND PLANS OF THE ARCHITECTURAL PORTION OF THIS SET FOR INFORMATION GOVERNING THE WORK OF MECHANICAL AND ELECTRICAL TRADES.

- SIZE FLUE IN ACCORDANCE W/ APPLIANCE MFRS. & NATIONAL FUEL GAS CODE REQ.

- MECHANICAL & PLUMBING DRAWINGS ARE SCHEMATIC/DIAGRAMMATIC ONLY. CONTRACTOR IS RESPONSIBLE FOR DESIGN LAYOUT & PROPER SIZING OF ENTIRE SYSTEM. SUBMIT SHOP DRAWINGS FOR ARCHITECTS APPROVAL.

- ALL DUCTWORK IN UNHEATED SPACES TO BE INSULATED.

- PROVIDE EXHAUST DUCTS W/ AUTO DAMPER FOR GAS CLOTHES DRYER TO EXTERIOR WITH WEATHER CAP. EACH SYSTEM SHALL BE SEPARATE.

- THERMOSTAT: 7-DAY PROGRAMMABLE AUTOMATIC SETBACK W/ INTEGRAL DIGITAL LOCK & BATTERY BACK-UP FOR EACH THERMOSTATICALLY CONTROLLED HVAC DEVICE.

- CONTRACTOR TO SUPPLY ALL EQUIP. INFORMATION AND SPECIFICATIONS REQUIRED BY THE VILLAGE OF BEVERLY SHORES TO OBTAIN PERMITS.

COPYRIGHT: CARR WARNER ARCHITECTS, LTD. EXPRESSLY RESERVES ITS COMMON LAW COPYRIGHT AND OTHER PROPERTY RIGHTS IN THESE PLANS. THESE PLANS ARE NOT TO BE REPRODUCED, CHANGED OR COPIED IN ANY FORM OR MANNER WHATSOEVER, NOR ARE THEY TO BE ASSIGNED TO ANY THIRD PARTY, WITHOUT FIRST OBTAINING THE EXPRESSED WRITTEN PERMISSION AND CONSENT OF CARR WARNER ARCHITECTS, INC.

OWNER RELEASE: I HAVE REVIEWED THESE DRAWINGS FOR DESIGN INTENT AND HEREBY CERTIFY THAT THEY CONFORM IN ALL RESPECTS TO MY DESIGN CRITERIA AND ARE APPROVED.

BY _____ DATE _____

REVIEWED BY
CONSULTANT _____ DATE _____
CONTRACTOR _____ DATE _____

THESE DRAWINGS MAY HAVE BEEN REPRODUCED AT A SIZE DIFFERENTLY THAN ORIGINALLY DRAWN. OWNER AND ARCHITECT ASSUME NO RESPONSIBILITY FOR USE OF INCORRECT SCALE.
CONTRACTOR SHALL VERIFY ALL EXISTING CONDITIONS PRIOR TO PROCEEDING WITH CONSTRUCTION IMMEDIATELY OF ANY DISCREPANCIES OR CONFLICTS.

NO	DATE	DESCRIPTION
1	8/25/17	STRUCTURAL
2		
3		

CARR WARNER ARCHITECTS
3711 N. Ravenswood
Suite 104
Chicago Illinois 60613
p 773 477 9009
f 773 477 6888

FARRELL HOUSE

204 W. SHORE DRIVE
GREAT DIAMOND ISLAND
PORTLAND, ME 04109

AMY FARRELL
OWNER

MEP-1
DATE: 9.8.17