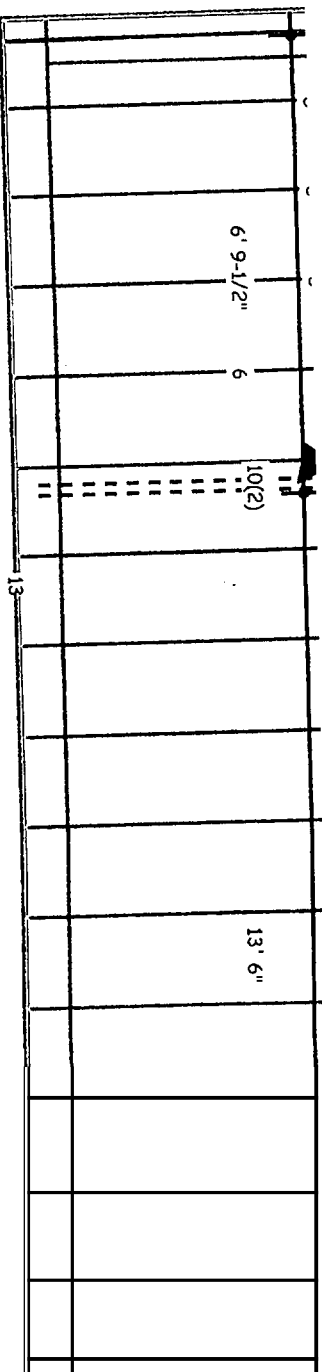


Second Floor Framing Schedule - Nominalized			
Tag	Qty	Description	Length
1	7	11-7/8" AJS™ 140 APG	30' 0"
2	3	11-7/8" AJS™ 140 APG	26' 0"
3	1	11-7/8" AJS™ 140 APG	20' 0"
4	9	11-7/8" AJS™ 140 APG	18' 0"
5	3	11-7/8" AJS™ 140 APG	14' 0"
6	1	11-7/8" AJS™ 140 APG	6' 0"
7	3	11-7/8" AJS™ 140 APG	4' 0"
	4	1-3/4" x 11-7/8" VERSA-LAMB 3100 SP	14' 0"
9	2	1-3/4" x 11-7/8" VERSA-LAM® 3100 SP	12' 0"
10	2	1-3/4" x 11-7/8" VERSA-LAM@ 3100 SP	8' 0"
11	2	1-3/4" x 11-7/8" VERSA-LAM@ 3100 SP	6' 0"
12	4	1-3/4" x 11-7/8" VERSA-LAM@ 3100 SP	4' 0"
13	2	1-3/4" x 16" VERSA-LAM@ 3100 SP	14' 0"
14	1	5-1/2" X 11-7/8" POWERBEAM	18' 0"
15	BLK	1" x 11-7/8" BC RIM BOARD**	26' 0"
16	TL	1" x 11-7/8" BC RIM BOARD™	96' 0"

Second Floor Accessory Schedule				
Tag	Qty	Manufacturer	Product	Description
H1	1	Simpson Strong-Tie Inc.	HGUS412	3-1/2 x 11-1/4 to 18 V-Lam Face Mount
H2	1	Simpson Strong-Tie Inc.	HGUS414	3-1/2 x 14 to 20 V-Lam Face Mount
H3	4	Simpson Strong-Tie Inc.	HHUS410	3-1/4 x 9-1/4 to 20 V-Lam" Face Mount
H5	30	Simpson Strong-Tie Inc.	IUT312	2-1/2 x 11-1/4 to 16 Face Mount

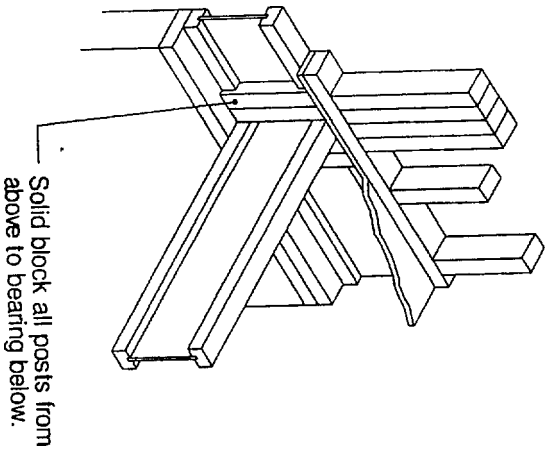
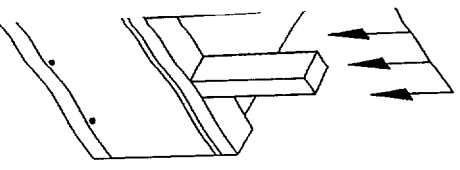


Floor 1 A1  
 9-1/2" AT5 140 AP6  
 16" OCS III  
 L1

# First Floor Framing

3/8" = 1'-0"

Vertical  
 Capacity.



F08 Rim Board  
 N.T.S.

F08

Post Load Transfer  
 N.T.S.

DN01