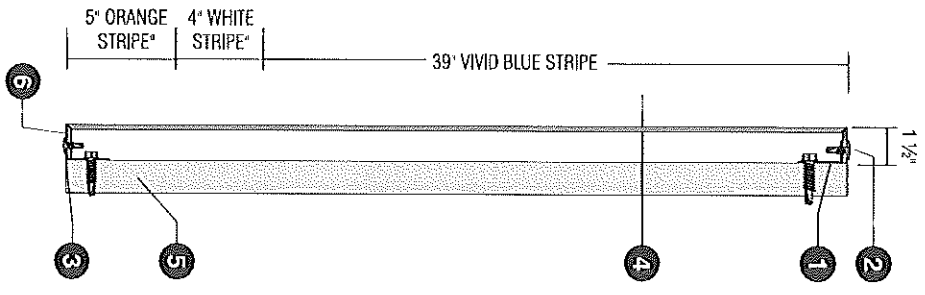


# 48" CANOPY ACM (ACM-48-BLO)

## SIGN 10




### Section Details

#### MATERIALS LIST

1. 1" x 2" x .063 Clip attached to existing canopy fascia
2. White head screws top & bottom
3. ACM must flush to bottom of existing canopy fascia
4. 3mm thick
5. Existing canopy fascia
6. White molding


#### COLOR SCHEDULE

- A. Pre-finished White ACM
- B. Vivid Blue: 3M Vinyl #180C-17
- C. Bright Orange: 3M Vinyl #180C-14



### Vinyl Layout (Front View)

Scale: 1/2" = 1'-0"



**BLAIR COMPANIES**  
ARCHITECTURAL IMAGING  
SIGNS • FIXTURES • LIGHTING

address : 5107 Kissell Avenue  
Alltona PA 16601  
telephone : 814.949.8287  
fax : 814.949.8293  
web : blaircompanies.com

#### Project Information

client: GULF  
address: Portland ME  
store #:  
m number: 44587  
date: 06/08/14  
rendered: JLD  
file name: GULF\_44587\_14  
Category:

#### REVISIONS

- a. 06.13.14:JLD: Remove Gulf Express Image of off building and MID. Put existing reader board back on MID. (Remove signs 8.9.14)
- Add Building sign.
- b.
- c.
- d.
- e.

These drawings are not for construction. The information contained herein is intended to express design intent only.

This original design is the sole property of the Blair Companies. It cannot be reproduced, copied or exhibited, in whole or part, without first obtaining written consent from the Blair Companies.

