

**City of Portland, Maine - Building or Use Permit Application**  
 389 Congress Street, 04101 Tel: (207) 874-8703, Fax: (207) 874-8716

Permit No: 04-0867	Issue Date: JUN 24 2004	DBL: 082 D010001
-----------------------	----------------------------	---------------------

Location of Construction: 23 St George St	Owner Name: Scully Susan D	Owner Address: 23 St George St	Phone:
Business Name:	Contractor Name: Dave's Pools	Contractor Address: 690 Main St Westbrook	Phone: 2078545006
Lessee/Buyer's Name	Phone:	Permit Type: Swimming Pools	Zone: R-5

Current Use: single family	Proposed Use: single family - install 27' above ground pool	Permit Fee: \$66.00	Cost of Work: \$4,329.00	CEO District: 3
		FIRE DEPT: <input type="checkbox"/> Approved <input checked="" type="checkbox"/> Denied N/A	INSPECTION: Use Group U Type: Pool BOCA 1999	

Proposed Project Description:  
install 27' above ground pool

Signature: \_\_\_\_\_ Date: \_\_\_\_\_

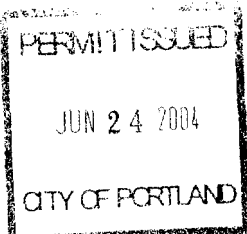
Signature: \_\_\_\_\_ Date: \_\_\_\_\_

Signature: \_\_\_\_\_ Date: \_\_\_\_\_

Signature: \_\_\_\_\_ Date: \_\_\_\_\_

Permit Taken By: tmm	Date Applied For: 06/24/2004	<b>Zoning Approval</b>	
-------------------------	---------------------------------	------------------------	--

1. This permit application does not preclude the Applicant(s) from meeting applicable State and Federal Rules. 2. Building permits do not include plumbing, septic or electrical work. 3. Building permits are void if work is not started within six (6) months of the date of issuance. False information may invalidate a building permit and stop all work..	<b>Special Zone or Reviews</b> <input type="checkbox"/> Shoreland <input type="checkbox"/> Wetland <input type="checkbox"/> Flood Zone <input type="checkbox"/> Subdivision <input type="checkbox"/> Site Plan Maj <input type="checkbox"/> Minor <input type="checkbox"/> MM <input type="checkbox"/> Date: 6/24/04	<b>Zoning Appeal</b> <input type="checkbox"/> Variance <input type="checkbox"/> Miscellaneous <input type="checkbox"/> Conditional Use <input type="checkbox"/> Interpretation <input type="checkbox"/> Approved <input type="checkbox"/> Denied Date:	<b>Historic Preservation</b> <input checked="" type="checkbox"/> Not in District or Landmark <input type="checkbox"/> Does Not Require Review <input type="checkbox"/> Requires Review <input type="checkbox"/> Approved <input type="checkbox"/> Approved w/Conditions <input type="checkbox"/> Denied Date: 6/24/04
--	---	---	--



**CERTIFICATION**

I hereby certify that I am the owner of record of the named property, or that the proposed work is authorized by the owner of record and that I have been authorized by the owner to make this application as his authorized agent and I agree to conform to all applicable laws of this jurisdiction. In addition, if a permit for work described in the application is issued, I certify that the code official's authorized representative shall have the authority to enter all areas covered by such permit at any reasonable hour to enforce the provision of the code(s) applicable to such permit.

SIGNATURE OF APPLICANT	ADDRESS	DATE	PHONE
RESPONSIBLE PERSON IN CHARGE OF WORK, TITLE		DATE	PHONE

# BUILDING PERMIT INSPECTION PROCEDURES

Please call 874-8703 or 874-8693 to schedule your inspections as agreed upon

Permits expire in 6 months, if the project is not started or ceases for 6 months.

The Owner or their designee is required to notify the inspections office for the following inspections and provide adequate notice. Notice must be called in 48-72 hours in advance in order to schedule an inspection:

By initializing at each inspection time, you are agreeing that you understand the inspection procedure and additional fees from a "Stop Work Order" and "Stop Work Order Release" will be incurred if the procedure is not followed as stated below.

\_\_\_\_\_ Pre-construction Meeting: Must be scheduled with your inspection team upon receipt of this permit. Jay Reynolds, Development Review Coordinator at 874-8632 must also be contacted at this time, before any site work begins on any project other than single family additions or alterations.

\_\_\_\_\_ Footing/Building Location Inspection: Prior to pouring concrete *setbacks*

\_\_\_\_\_ Re-Bar Schedule Inspection: Prior to pouring concrete

\_\_\_\_\_ Foundation Inspection: Prior to placing ANY backfill

\_\_\_\_\_ Framing/Rough Plumbing Electrical: Prior to any insulating or drywalling

\_\_\_\_\_ Final/Certificate of Occupancy: Prior to any occupancy of the structure or use. NOTE: There is a \$75.00 fee per inspection at this point.

Certificate of Occupancy is not required for certain projects. Your inspector can advise you if your project requires a Certificate of Occupancy. All projects DO require a final inspection

\_\_\_\_\_ If any of the inspections do not occur, the project cannot go on to the next phase, REGARDLESS OF THE NOTICE OR CIRCUMSTANCES.

\_\_\_\_\_ CERIFICATE OF OCCUPANICES MUST BE ISSUED AND PAID FOR, BEFORE THE SPACE MAY BE OCCUPIED

*P. Grady Scully*  
\_\_\_\_\_  
Signature of Applicant/Designee

*[Signature]*  
\_\_\_\_\_  
Signature of Inspections Official

CBL: 82-D-10 Building Permit #: 04-0867

\_\_\_\_\_  
Date 6/24/04

\_\_\_\_\_  
Date

# DISPLAY THIS CARD ON PRINCIPAL FRONTAGE OF WORK CITY OF PORTLAND

## BUILDING INSPECTION

### PERMIT

Permit Number: 040867

Please Read Application And Notes, If Any, Attached

This is to certify that Scully Susan D/Dave's Pools  
has permission to install 27' above ground pool  
AT 73 St George St 082 D010001


provided that the person or persons, firm or corporation accepting this permit shall comply with all of the provisions of the Statutes of Maine and of the Ordinances of the City of Portland regulating the construction, maintenance and use of buildings and structures, and of the application on file in this department.

Apply to Public Works for street line and grade if nature of work requires such information.

Notification of inspection must be given and work on permit must be completed before this building or part thereof is occupied or otherwise used-in. HOUR NOTICES ARE REQUIRED.

A certificate of occupancy must be procured by owner before this building or part thereof is occupied.

OTHER REQUIRED APPROVALS:  
Fire Dept. \_\_\_\_\_  
Health Dept. \_\_\_\_\_  
Appeal Board \_\_\_\_\_  
Other \_\_\_\_\_



*[Signature]*  
Director, Building & Inspection Services

PENALTY FOR REMOVING THIS CARD

# Pool Installation/Construction Permit Application

If you or the property owner owes real estate or personal property taxes or user charges on any property within the City, payment arrangements must be made before permits of any kind are accepted.

Location/Address of Construction: <u>23 SAINT GEORGE ST.</u>		
Total Square Footage of Proposed Structure <u>27' <del>27'</del> ABOVE GROUND POOL</u>	Square Footage of Lot	
Tax Assessor's Chart, Block & Lot Chart#      Block#      Lot#	Owner: <u>SUSAN SCULLY</u>	Telephone: <u>775-0116</u>
Lessee/Buyer's Name (If Applicable)	Applicant name, address & telephone: <u>SUSAN + GREG Scully</u> <u>23 SAINT GEORGE ST. PORT.</u> <u>775-0116</u>	Cost Of Work: \$ <u>4330.-</u> Fee: \$ _____
Dimensions of pool: <u>27' x 52"</u> Above or below ground: <u>ABOVE</u>		
Dimensions of decking and/or any platforms, sheds, or other structures: <u>10' x 20'</u>		
Contractor's name, address & telephone: <u>DAVE'S POOL SALES + SERVICE</u> <u>690 MAIN ST. WESTBROOK</u> <u>854-5006</u>		
Whom should we contact when the permit is ready: <u>SUSAN SCULLY</u>		
Mailing address: <u>23 SAINT GEORGE ST.</u> <u>PORTLAND 04103</u>		
We will contact you by phone when the permit is ready. You must come in and pick up the permit and review the requirements before starting any work, with a Plan Reviewer. A stop work order will be issued and a \$100.00 fee if any work starts before the permit is picked up.      PHONE: <u>775-0116</u>		

IF THE REQUIRED INFORMATION IS NOT INCLUDED IN THE SUBMISSIONS THE PERMIT WILL BE AUTOMATICALLY DENIED AT THE DISCRETION OF THE BUILDING/PLANNING DEPARTMENT, WE MAY REQUIRE ADDITIONAL INFORMATION IN ORDER TO APPROVE THIS PERMIT.

*I hereby certify that I am the Owner of record of the named property, or that the owner of record authorizes the proposed work and that I have been authorized by the owner to make this application as his/her authorized agent. I agree to conform to all applicable laws of this jurisdiction. In addition, if a permit for work described in this application is issued, I certify that the Code Official's authorized representative shall have the authority to enter all areas covered by this permit at any reasonable hour to enforce the provisions of the codes applicable to this permit.*

Signature of applicant: <u>Greg Scully</u>	Date: <u>6-21-04</u>
--	----------------------

**This is NOT a permit; you may not commence ANY work until the permit is issued.**  
If you are in a Historic District you may be subject to additional permitting and fees with the Planning Department on the 4<sup>th</sup> floor of City Hall

DAVE'S CELL 653-6328

# Proposal

## DAVE'S POOL



8565006

SALES AND SERVICE INC.  
ABOVE GROUND POOL SPECIALIST  
REPAIRS AND CLEANING

690 MAIN STREET  
WESTBROOK, MAINE 04092

PROPOSAL SUBMITTED TO <i>Susan Scully</i>	PHONE <i>775-0116</i>	DATE <i>4-7-04</i>
STREET <i>23 St. George St.</i>	JOB NAME <i>Her wk 775-8670</i>	
CITY, STATE AND ZIP CODE <i>Portland, Me. 04103</i>	JOB LOCATION <i>End of June</i>	

We hereby submit specifications and estimates for

POOL SIZE AND STYLE: *27' Layer LX Pool Pkg. #3028.00*

FILTER: *27' - 25 gauge liner*  
*19" Jacuzzi sand filter 1 1/2 hp motor*

LADDER: *Resin A-frame ladder*

VACUUM KIT: *Weighted vac head, pole, 30' hose*

SKIMMER: *thru wall skimmer*

INSTALLATION, LABOR AND MATERIALS: *1150.00*

STATE TAX: *Deposit*  
*C.C. am. Exp.* *151.40*  
*\$1000.00*

TOTAL: *4-7-04*  
*JW*

We Propose hereby to furnish material and labor - complete in accordance with above specifications, for the sum of:  
*Four thousand three hundred twenty nine* ~~490~~ dollars (\$ *4329.40* )  
 Payment to be made as follows:  
*1/3 Down* — *Balance due upon Completion*

All material is guaranteed to be as specified All work to be completed in a workmanlike manner according to standard practices Any alterations or deviations from the above specifications involving extra costs will be executed only upon written orders, and will become an extra charge over and above the estimate All agreements contingent upon strikes, accidents or delays beyond our control Owner to carry fire, wind damage and other necessary insurance Our workers are fully covered by Workman's Compensation Insurance

Authorized Signature: *Joanna Webb*


Note. This proposal may be withdrawn by us if not accepted within \_\_\_\_\_ days.

Acceptance of Proposal - The above prices, specifications  
*Susan Scully*

# Lazer LX™

Wall and structure now coordinated for style


## Structure



8-inch multi-ribbed top seats  
6-inch fully supportive uprights  
SYNPRO™ resin decorator seat caps.


- Won't chip, peel or splinter
- Tie-in support to the upright for greater rigidity
- Flush design eliminates exposed screws

## Lateral supports (oval pool)



- More lateral supports than the competition (every 30.75") on straight sides of the oval pool where it's needed most
- Angle base plates to ensure greater stability
- Pressure plates to reinforce the connection of the straight and round portions of the oval pool

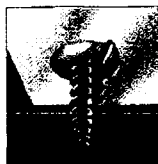
## Wall joint



Superior wall joint design features:

- 5/16-inch bolts and nuts
- Wall ends have full-size 2 1/4-inch overlap to provide additional strength
- Six-ply wall joint including two 78-mil thick steel bars for increased resistance

## Pool-fit System



- Parts are pre-grooved for fast and easy installation of screws
- Unique design locks screws solidly in place for long-lasting structural integrity

## Protective finishes

### Zincguard™ 275 hot-dipped galvanized

- Zinc coating on both sides of steel for maximum protection against corrosion

### Tru-Kote™

- Undercoating process applied to the inner face for extra protection

### Polyenamel™ Kote

- Excellent tried-and-true finish for a long-lasting pool

### Resin-shield™

- Textured resin coating applied to the outer face

### Synpro™


- Non corrosive resin that contains UV stabilizer protecting against discoloration and chemicals

### Duoguard™

- An epoxy and alkyd resin compound that protects against condensation between the wall and the liner

### Tuf Base Z™

- Applied to bottom wall channels for superior corrosion protection



### Permasol

- Hi-tech synthetic resin applied to the pool frame for extra protection against corrosion and abrasion

### Pre-finished pool components

- All metal parts are coated and finished before assembly for longer-lasting effect

Steel core  
Polyenamel™  
Tuf Base Z™  
Resin-shield™



## WATER SAFETY

The purchase of an aboveground pool provides years of pleasure and fun, but it also involves water safety. Although we cannot supply a full-time lifeguard, we strongly recommend that you implement the following safety rules. These will help provide a pleasant atmosphere for you and your family.

- NEVER jump or dive in an aboveground pool.
- Maintain constant adult supervision when children are in or near any body of water.
- Read all of the safety, installation, and maintenance information

contained in the instruction manual and Water Safety brochure before you start installing your pool:

- Ask your city about any specific rules and regulations that apply to aboveground pools.
- Follow the instruction manual and maintenance instructions.
- Never remove applied or posted safety stickers or signs from your pool or pool area.
- Barriers to prevent unsupervised access, especially by young children, should be built, installed and checked on a regular basis to

ensure they are in good working order;

- Inspect your pool, barriers, alarms, and other related equipment on a regular basis in order to ensure they are in good working order and that they are safe.

The installation, maintenance and safety manual contains detailed tips and recommendations. They must be read, followed and applied on a regular basis, as they will prevent unnecessary accidents and will ensure many summers of pleasant, safe family fun.

## SWIM SAFELY AND STAY SAFE

Printed in Canada. Manufactured by 2679965 Canada Inc., 19031 Salety Street, LaSalle (Quebec) Canada H8R 2C8. The dimensions, weights, illustrations and other specifications are approximate. The company reserves the right to modify and/or discontinue without notification any feature in any pool model.

© Copyright 2002, 2679965 Canada Inc. B300-07A 10/02

