

SignCHART

EMHS



Site Number:

000048

Site Name:

Fore River Hospital

Address:

175 Fore River Parkway  
Portland, ME 4102  
United States

Recommendation Completed: 2018-06-13

Approved:

Date Print: 07/25/2018

Leased/Owned: Owned



monigle

-



Site Number: 000048

 Site Name: Fore River Hospital  
 Address: 175 Fore River Parkway  
 City/State: Portland, ME 4102

 Recommendation Completed: 2018-06-13  
 Approved:  
 Date Print: 07/25/2018

### Recommendations Report

Sign Number	Sign Type	Description	Action Code
001a	CL-36-EXHOR-D	36' Extreme Horizontal Signature Channel letters - Dark Faces	Remove and Replace
001b	CL-S-32-W	32' Secondary Name (Typeset Font) Channel letters - White Faces	New
001c	Leave	Leave Existing Donor Name Sign	Leave
002	DL-S-20-W	20" Secondary Name (Typeset Font) Dimensional letters - White Faces	Remove and Replace
003	Remove	Remove Existing Plate Letters	Remove
004	Custom	Custom Door Vinyl	Remove and Replace
005	Custom	Custom Wall Plaque	New
005b	Leave	Leave Existing Signage	Leave
006	D-BR-6-NIL	6' Branded Non-Illuminated Directional	Remove and Replace
007	REG-W2-NS	Small Wall Mounted Regulatory Sign - No Smoking	Remove and Replace
008	REG-W2	Small Wall Mounted Regulatory Sign	Remove and Replace
009	REG-W2	Small Wall Mounted Regulatory Sign	Remove and Replace
010	REG-W2	Small Wall Mounted Regulatory Sign	Remove and Replace
011	REG-W2	Small Wall Mounted Regulatory Sign	Remove and Replace
012	PL-1	Parking Lot Sign	Remove and Replace
013	Leave	Leave Dimensional Letters	Leave
014	D-BR-6-NIL	6' Branded Non-Illuminated Directional	
015	DM-8	8' Internally Illuminated Monument w/ Directional Copy	Remove and Replace
016	REG-W2-NS	Small Wall Mounted Regulatory Sign - No Smoking	Remove and Replace

(continued on next page)

SignChart® and Recommendation Book Legal Disclaimer. Certain information and Content in SignChart® is prepared as the result of a Design Services Agreement between Monigle Associates and their clients. The information and Content are part of an original and unpublished design by Monigle Associates. The concepts, detailing, and information shall not be reproduced, copied, or utilized except for the specific project and client for which they were created, without previous authorization from Monigle Associates and their clients. The information is for design intent only and shall be used only as a guide to produce the finished sizes, appearances, and functions. Nothing contained within the information or Content provided by Monigle Associates shall be construed as a design for any engineered element. The Sign Vendor shall be responsible for all structural, electrical, mechanical, and foundation engineering and to meet or exceed all local, state, national, ADA or other applicable codes. The information, Content and support documentation was not produced under an architectural services agreement. Sign Vendor is to perform a technical audit of all site conditions to ensure that the sign or element being proposed can be permitted, approved by the landlord if applicable and will work/fit in the intended location. Sign Vendor is to verify all dimensions, fit, electrical, servicing, mounting conditions, codes and any other necessary requirements prior to sign or element fabrication. Using the technical audit information, and prior to manufacturing any new sign, sign vendor shall confirm that the visual representation (photo morph or sign rendering) of the proposed new sign will fit and appear as shown in the visual representation. The sign types, descriptions and dimensions for new signs noted in SignChart are for a general guide only (largely for initial design approval, pricing and planning purposes) and are not intended as final build sizes unless the sign vendor has confirmed the fit will generally match the provided visual representation. If the installed sign does not fit as shown in the visual representation the sign vendor will be responsible for replacing the sign at their cost. © 1999 - 2018 MONIGLE ASSOCIATES INC., ALL RIGHTS RESERVED - SIGNCHART IS A REGISTERED TRADEMARK.

**monigle**



Site Number: 000048

 Site Name: Fore River Hospital  
 Address: 175 Fore River Parkway  
 City/State: Portland, ME 4102

 Recommendation Completed: 2018-06-13  
 Approved:  
 Date Print: 07/25/2018

**Recommendations Report** *(continued)*

Sign Number	Sign Type	Description	Action Code
017	REG-W2-NS	Small Wall Mounted Regulatory Sign - No Smoking	Remove and Replace
018	REG-W2-NS	Small Wall Mounted Regulatory Sign - No Smoking	Remove and Replace
019	Leave	Leave	Leave
020	Leave	Leave	Leave
021	REG-W2-NS	Small Wall Mounted Regulatory Sign - No Smoking	Remove and Replace
022	D-NB-6.4-NIL	6'-4' Non-Branded Non-Illuminated Directional	Remove and Replace
023	D-NB-6.4-NIL	6'-4' Non-Branded Non-Illuminated Directional	Remove and Replace
024	REG-W2-NS	Small Wall Mounted Regulatory Sign - No Smoking	Remove and Replace
025	Custom	Custom Non-illuminated 10' Pylon	Remove and Replace
026	REG-W2-NS	Small Wall Mounted Regulatory Sign - No Smoking	Remove and Replace
027	PL-1	Parking Lot Sign	Remove and Replace
028	D-NB-6.4-NIL	6'-4' Non-Branded Non-Illuminated Directional	Remove and Replace
029	Leave	Leave Dimensional Wall Letters	Leave
030	PL-1	Parking Lot Sign	Remove and Replace
031	Custom	Custom Pole Mounted Directional Plaque	Remove and Replace
032	Custom	Custom Pole Mounted Directional Plaque	Remove and Replace
033	D-NB-6.4-NIL	6'-4' Non-Branded Non-Illuminated Directional	Remove and Replace
034	D-NB-6.4-NIL	6'-4' Non-Branded Non-Illuminated Directional	Remove and Replace
035	PL-1	Parking Lot Sign	Remove and Replace

*(continued on next page)*

SignChart® and Recommendation Book Legal Disclaimer. Certain information and Content in SignChart® is prepared as the result of a Design Services Agreement between Monigle Associates and their clients. The information and Content are part of an original and unpublished design by Monigle Associates. The concepts, detailing, and information shall not be reproduced, copied, or utilized except for the specific project and client for which they were created, without previous authorization from Monigle Associates and their clients. The information is for design intent only and shall be used only as a guide to produce the finished sizes, appearances, and functions. Nothing contained within the information or Content provided by Monigle Associates shall be construed as a design for any engineered element. The Sign Vendor shall be responsible for all structural, electrical, mechanical, and foundation engineering and to meet or exceed all local, state, national, ADA or other applicable codes. The information, Content and support documentation was not produced under an architectural services agreement. Sign Vendor is to perform a technical audit of all site conditions to ensure that the sign or element being proposed can be permitted, approved by the landlord if applicable and will work/fit in the intended location. Sign Vendor is to verify all dimensions, fit, electrical, servicing, mounting conditions, codes and any other necessary requirements prior to sign or element fabrication. Using the technical audit information, and prior to manufacturing any new sign, sign vendor shall confirm that the visual representation (photo morph or sign rendering) of the proposed new sign will fit and appear as shown in the visual representation. The sign types, descriptions and dimensions for new signs noted in SignChart are for a general guide only (largely for initial design approval, pricing and planning purposes) and are not intended as final build sizes unless the sign vendor has confirmed the fit will generally match the provided visual representation. If the installed sign does not fit as shown in the visual representation the sign vendor will be responsible for replacing the sign at their cost. © 1999 - 2018 MONIGLE ASSOCIATES INC., ALL RIGHTS RESERVED - SIGNCHART IS A REGISTERED TRADEMARK.



Site Number: 000048

 Site Name: Fore River Hospital  
 Address: 175 Fore River Parkway  
 City/State: Portland, ME 4102

 Recommendation Completed: 2018-06-13  
 Approved:  
 Date Print: 07/25/2018

**Recommendations Report** *(continued)*

Sign Number	Sign Type	Description	Action Code
035b	PL-1	Parking Lot Sign	Remove and Replace
036	PL-1	Parking Lot Sign	Remove and Replace
036b	PL-1	Parking Lot Sign	
037	Custom	Custom Door Vinyl	Remove and Replace
038	DL-L-16-W	16" Location Name (Artwork) Dimensional letters - White Faces	Remove and Replace
038a	DL-18-VERT-W	18" Vertical Signature Non-Illuminated Dimensional Letters - White Faces	New
039	REG-W2-NS	Small Wall Mounted Regulatory Sign - No Smoking	Remove and Replace
040a	Remove	Remove Existing Mercy Hospital Sign	Remove
040b	Leave	Leave Ambulance Entrance Plate Letters	Leave
041	Leave	Leave Existing Awning	Leave
041b	Leave	Leave Existing Non-branded Regulatory Wall Sign	Leave
042	D-NB-6.4-NIL	6'-4' Non-Branded Non-Illuminated Directional	Remove and Replace
043a	REG-W2-NS	Small Wall Mounted Regulatory Sign - No Smoking	Remove and Replace
043b	Leave	Leave Regulatory Sign	Leave
044	D-NB-6.4-NIL	6'-4' Non-Branded Non-Illuminated Directional	Remove and Replace
045a	CL-36-VERT-W	36' Vertical Signature Channel letters - White Faces	Remove and Replace
045b	Custom	40' Custom Secondary Channel Letter Set	New
045c	Leave	Leave	Leave
045d	REG-W2-NS	Small Wall Mounted Regulatory Sign - No Smoking	Remove and Replace

*(continued on next page)*

SignChart® and Recommendation Book Legal Disclaimer. Certain information and Content in SignChart® is prepared as the result of a Design Services Agreement between Monigle Associates and their clients. The information and Content are part of an original and unpublished design by Monigle Associates. The concepts, detailing, and information shall not be reproduced, copied, or utilized except for the specific project and client for which they were created, without previous authorization from Monigle Associates and their clients. The information is for design intent only and shall be used only as a guide to produce the finished sizes, appearances, and functions. Nothing contained within the information or Content provided by Monigle Associates shall be construed as a design for any engineered element. The Sign Vendor shall be responsible for all structural, electrical, mechanical, and foundation engineering and to meet or exceed all local, state, national, ADA or other applicable codes. The information, Content and support documentation was not produced under an architectural services agreement. Sign Vendor is to perform a technical audit of all site conditions to ensure that the sign or element being proposed can be permitted, approved by the landlord if applicable and will work/fit in the intended location. Sign Vendor is to verify all dimensions, fit, electrical, servicing, mounting conditions, codes and any other necessary requirements prior to sign or element fabrication. Using the technical audit information, and prior to manufacturing any new sign, sign vendor shall confirm that the visual representation (photo morph or sign rendering) of the proposed new sign will fit and appear as shown in the visual representation. The sign types, descriptions and dimensions for new signs noted in SignChart are for a general guide only (largely for initial design approval, pricing and planning purposes) and are not intended as final build sizes unless the sign vendor has confirmed the fit will generally match the provided visual representation. If the installed sign does not fit as shown in the visual representation the sign vendor will be responsible for replacing the sign at their cost. © 1999 - 2018 MONIGLE ASSOCIATES INC., ALL RIGHTS RESERVED - SIGNCHART IS A REGISTERED TRADEMARK.

**monigle**



Site Number: 000048

 Site Name: Fore River Hospital  
 Address: 175 Fore River Parkway  
 City/State: Portland, ME 4102

 Recommendation Completed: 2018-06-13  
 Approved:  
 Date Print: 07/25/2018

**Recommendations Report** *(continued)*

Sign Number	Sign Type	Description	Action Code
045e	V3	Door Vinyl - Double Doors	Remove and Replace
046	REG-W2-NS	Small Wall Mounted Regulatory Sign - No Smoking	Remove and Replace
047	D-NB-6.4-NIL	6'-4' Non-Branded Non-Illuminated Directional	Remove and Replace
048	D-NB-6.4-NIL	6'-4' Non-Branded Non-Illuminated Directional	Remove and Replace
049	P-10	10' Internally Illuminated Pylon	Remove and Replace
050	D-NB-6.4-NIL	6'-4' Non-Branded Non-Illuminated Directional	Remove and Replace
051	D-NB-6.4-NIL	6'-4' Non-Branded Non-Illuminated Directional	Remove and Replace
052	D-NB-6.4-NIL	6'-4' Non-Branded Non-Illuminated Directional	Remove and Replace
053	REG-W1-NS	Large Wall Mounted Regulatory Sign - No Smoking	Remove and Replace
053b	REG-W1-NS	Large Wall Mounted Regulatory Sign - No Smoking	Remove and Replace
053c	Remove	Remove Faded Sign	
053d	Leave	Leave Security Sign	Leave
054	REG-W2-NS	Small Wall Mounted Regulatory Sign - No Smoking	Remove and Replace
055	PL-1	Parking Lot Sign	Remove and Replace
055b	PL-1	Parking Lot Sign	Remove and Replace
056	PL-1	Parking Lot Sign	Remove and Replace
056b	PL-1	Parking Lot Sign	Remove and Replace
057	REG-W2-NS	Small Wall Mounted Regulatory Sign - No Smoking	
058	PL-1	Parking Lot Sign	Remove and Replace

*(continued on next page)*

SignChart® and Recommendation Book Legal Disclaimer. Certain information and Content in SignChart® is prepared as the result of a Design Services Agreement between Monigle Associates and their clients. The information and Content are part of an original and unpublished design by Monigle Associates. The concepts, detailing, and information shall not be reproduced, copied, or utilized except for the specific project and client for which they were created, without previous authorization from Monigle Associates and their clients. The information is for design intent only and shall be used only as a guide to produce the finished sizes, appearances, and functions. Nothing contained within the information or Content provided by Monigle Associates shall be construed as a design for any engineered element. The Sign Vendor shall be responsible for all structural, electrical, mechanical, and foundation engineering and to meet or exceed all local, state, national, ADA or other applicable codes. The information, Content and support documentation was not produced under an architectural services agreement. Sign Vendor is to perform a technical audit of all site conditions to ensure that the sign or element being proposed can be permitted, approved by the landlord if applicable and will work/fit in the intended location. Sign Vendor is to verify all dimensions, fit, electrical, servicing, mounting conditions, codes and any other necessary requirements prior to sign or element fabrication. Using the technical audit information, and prior to manufacturing any new sign, sign vendor shall confirm that the visual representation (photo morph or sign rendering) of the proposed new sign will fit and appear as shown in the visual representation. The sign types, descriptions and dimensions for new signs noted in SignChart are for a general guide only (largely for initial design approval, pricing and planning purposes) and are not intended as final build sizes unless the sign vendor has confirmed the fit will generally match the provided visual representation. If the installed sign does not fit as shown in the visual representation the sign vendor will be responsible for replacing the sign at their cost. © 1999 - 2018 MONIGLE ASSOCIATES INC., ALL RIGHTS RESERVED - SIGNCHART IS A REGISTERED TRADEMARK.

**monigle**



Site Number: 000048

 Site Name: Fore River Hospital  
 Address: 175 Fore River Parkway  
 City/State: Portland, ME 4102

 Recommendation Completed: 2018-06-13  
 Approved:  
 Date Print: 07/25/2018

**Recommendations Report** *(continued)*

Sign Number	Sign Type	Description	Action Code
058b	PL-1	Parking Lot Sign	Remove and Replace
059	REG-W2	Small Wall Mounted Regulatory Sign	Remove and Replace
060	REG-W2	Small Wall Mounted Regulatory Sign	Remove and Replace
061	REG-W2	Small Wall Mounted Regulatory Sign	Remove and Replace
062	REG-W2	Small Wall Mounted Regulatory Sign	Remove and Replace
063	Custom	Custom Awning	Remove and Replace
064	Custom	Custom Window Vinyl	Remove and Replace
065	Custom	Custom Window Vinyl	Remove and Replace

SignChart® and Recommendation Book Legal Disclaimer. Certain information and Content in SignChart® is prepared as the result of a Design Services Agreement between Monigle Associates and their clients. The information and Content are part of an original and unpublished design by Monigle Associates. The concepts, detailing, and information shall not be reproduced, copied, or utilized except for the specific project and client for which they were created, without previous authorization from Monigle Associates and their clients. The information is for design intent only and shall be used only as a guide to produce the finished sizes, appearances, and functions. Nothing contained within the information or Content provided by Monigle Associates shall be construed as a design for any engineered element. The Sign Vendor shall be responsible for all structural, electrical, mechanical, and foundation engineering and to meet or exceed all local, state, national, ADA or other applicable codes. The information, Content and support documentation was not produced under an architectural services agreement. Sign Vendor is to perform a technical audit of all site conditions to ensure that the sign or element being proposed can be permitted, approved by the landlord if applicable and will work/fit in the intended location. Sign Vendor is to verify all dimensions, fit, electrical, servicing, mounting conditions, codes and any other necessary requirements prior to sign or element fabrication. Using the technical audit information, and prior to manufacturing any new sign, sign vendor shall confirm that the visual representation (photo morph or sign rendering) of the proposed new sign will fit and appear as shown in the visual representation. The sign types, descriptions and dimensions for new signs noted in SignChart are for a general guide only (largely for initial design approval, pricing and planning purposes) and are not intended as final build sizes unless the sign vendor has confirmed the fit will generally match the provided visual representation. If the installed sign does not fit as shown in the visual representation the sign vendor will be responsible for replacing the sign at their cost. © 1999 - 2018 MONIGLE ASSOCIATES INC., ALL RIGHTS RESERVED - SIGNCHART IS A REGISTERED TRADEMARK.





Site Number: 000048

Site Name: Fore River Hospital  
 Address: 175 Fore River Parkway  
 City/State: Portland, ME 4102

Recommendation Completed: 2018-06-13  
 Approved:  
 Date Print: 07/25/2018

**Existing Photo**



**Proposed Photo**



**Existing**

<b>Sign Number:</b>	001a
<b>Existing Sign Type:</b>	Channel Letters
<b>Face Material:</b>	Flat Plastic
<b>Graphics Material:</b>	Vinyl
<b>Overall Height:</b>	
<b>Face Height:</b>	60"
<b>Face Width:</b>	26' /-
<b>Square Feet:</b>	
<b>Illuminated:</b>	Internally Illuminated
<b>Electrical:</b>	
<b>Wall Material:</b>	Driveit
<b>Sign Comment:</b>	60" M /- cap heigt white rooftop letters column to column 32' /-

**Proposed**

<b>Sign Number:</b>	001a	<b>Overall Height:</b>	5'-5 5/8"
<b>Sign Type:</b>	CL-36-EXHOR-D	<b>Overall Width:</b>	45'-7 1/4"
<b>Description:</b>	36" Extreme Horizontal Signature Channel letters - Dark Faces	<b>Logo Height:</b>	4'-6"
<b>Action:</b>	Remove and Replace	<b>Letter Height:</b>	3'-0"
<b>Message A:</b>		<b>Illuminated:</b>	I
<b>Message B:</b>			
<b>Comments:</b>	Vendor must confirm that stated size will fit as shown		
<b>Restoration Notes:</b>	Patch and repair existing wall surface to like new condition. Repaint to match existing color finish. For brick or stone walls fill holes with matching silicone. Power wash wall if required. Install new signage using existing primary electrical. Verify if additional circuits are required for new sign. Field verify dimensions of space shown in photo morph prior to fabrication to verify if specified letterset will fit in area and meet clear zone tolerances – refer to Control Documents. ***Change letterset height if required. See control documents for product specification and master agreement for removal		

SignChart® and Recommendation Book Legal Disclaimer. Certain information and Content in SignChart® is prepared as the result of a Design Services Agreement between Monigle Associates and their clients. The information and Content are part of an original and unpublished design by Monigle Associates. The concepts, detailing, and information shall not be reproduced, copied, or utilized except for the specific project and client for which they were created, without previous authorization from Monigle Associates and their clients. The information is for design intent only and shall be used only as a guide to produce the finished sizes, appearances, and functions. Nothing contained within the information or Content provided by Monigle Associates shall be construed as a design for any engineered element. The Sign Vendor shall be responsible for all structural, electrical, mechanical, and foundation engineering and to meet or exceed all local, state, national, ADA or other applicable codes. The information, Content and support documentation was not produced under an architectural services agreement. Sign Vendor is to perform a technical audit of all site conditions to ensure that the sign or element being proposed can be permitted, approved by the landlord if applicable and will work/fit in the intended location. Sign Vendor is to verify all dimensions, fit, electrical, servicing, mounting conditions, codes and any other necessary requirements prior to sign or element fabrication. Using the technical audit information, and prior to manufacturing any new sign, sign vendor shall confirm that the visual representation (photo morph or sign rendering) of the proposed new sign will fit and appear as shown in the visual representation. The sign types, descriptions and dimensions for new signs noted in SignChart are for a general guide only (largely for initial design approval, pricing and planning purposes) and are not intended as final build sizes unless the sign vendor has confirmed the fit will generally match the provided visual representation. If the installed sign does not fit as shown in the visual representation the sign vendor will be responsible for replacing the sign at their cost. © 1999 - 2018 MONIGLE ASSOCIATES INC., ALL RIGHTS RESERVED - SIGNCHART IS A REGISTERED TRADEMARK.







Site Number: 000048

Site Name: Fore River Hospital  
 Address: 175 Fore River Parkway  
 City/State: Portland, ME 4102

Recommendation Completed: 2018-06-13  
 Approved:  
 Date Print: 07/25/2018

**Existing Photo**



**Proposed Photo**



**Existing**

**Sign Number:** 001b  
**Existing Sign Type:**  
**Face Material:**  
**Graphics Material:**  
**Overall Height:**  
**Face Height:**  
**Face Width:**  
**Square Feet:**  
**Illuminated:**  
**Electrical:**  
**Wall Material:**  
**Sign Comment:**

**Proposed**

**Sign Number:** 001b  
**Sign Type:** CL-S-32-W  
**Description:** 32" Secondary Name (Typeset Font) Channel letters - White Faces  
**Action:** New  
**Message A:**  
**Message B:**  
**Comments:** Vendor must confirm that stated size will fit as shown  
**Restoration Notes:** Patch and repair existing wall surface to like new condition. Repaint to match existing color finish. For brick or stone walls fill holes with matching silicone. Power wash wall if required. Install new signage using existing primary electrical. Verify if additional circuits are required for new sign. Field verify dimensions of space shown in photo morph prior to fabrication to verify if specified letterset will fit in area and meet clear zone tolerances – refer to Control Documents. \*\*\*Change letterset height if required. See control documents for product specification and master agreement for removal

**Overall Height:** 47.375" (channel let)  
**Overall Width:** 25' 6"  
**Logo Height:** n/a  
**Letter Height:** 2'-8"  
**Illuminated:** Yes

SignChart® and Recommendation Book Legal Disclaimer. Certain information and Content in SignChart® is prepared as the result of a Design Services Agreement between Monigle Associates and their clients. The information and Content are part of an original and unpublished design by Monigle Associates. The concepts, detailing, and information shall not be reproduced, copied, or utilized except for the specific project and client for which they were created, without previous authorization from Monigle Associates and their clients. The information is for design intent only and shall be used only as a guide to produce the finished sizes, appearances, and functions. Nothing contained within the information or Content provided by Monigle Associates shall be construed as a design for any engineered element. The Sign Vendor shall be responsible for all structural, electrical, mechanical, and foundation engineering and to meet or exceed all local, state, national, ADA or other applicable codes. The information, Content and support documentation was not produced under an architectural services agreement. Sign Vendor is to perform a technical audit of all site conditions to ensure that the sign or element being proposed can be permitted, approved by the landlord if applicable and will work/fit in the intended location. Sign Vendor is to verify all dimensions, fit, electrical, servicing, mounting conditions, codes and any other necessary requirements prior to sign or element fabrication. Using the technical audit information, and prior to manufacturing any new sign, sign vendor shall confirm that the visual representation (photo morph or sign rendering) of the proposed new sign will fit and appear as shown in the visual representation. The sign types, descriptions and dimensions for new signs noted in SignChart are for a general guide only (largely for initial design approval, pricing and planning purposes) and are not intended as final build sizes unless the sign vendor has confirmed the fit will generally match the provided visual representation. If the installed sign does not fit as shown in the visual representation the sign vendor will be responsible for replacing the sign at their cost. © 1999 - 2018 MONIGLE ASSOCIATES INC., ALL RIGHTS RESERVED - SIGNCHART IS A REGISTERED TRADEMARK.





Site Number: 000048

Site Name: Fore River Hospital  
 Address: 175 Fore River Parkway  
 City/State: Portland, ME 4102

Recommendation Completed: 2018-06-13  
 Approved:  
 Date Print: 07/25/2018

**Existing Photo**



**Proposed Photo**



**Existing**

Sign Number: 001c  
 Existing Sign Type:  
 Face Material:  
 Graphics Material:  
 Overall Height:  
 Face Height:  
 Face Width:  
 Square Feet:  
 Illuminated:  
 Electrical:  
 Wall Material:  
 Sign Comment:

**Proposed**

Sign Number: 001c  
 Sign Type: Leave  
 Description: Leave Existing Donor Name Sign  
 Action: Leave  
 Message A:  
 Message B:  
 Comments:  
 Restoration Notes:

Overall Height:  
 Overall Width:  
 Logo Height:  
 Letter Height:  
 Illuminated:

SignChart® and Recommendation Book Legal Disclaimer. Certain information and Content in SignChart® is prepared as the result of a Design Services Agreement between Monigle Associates and their clients. The information and Content are part of an original and unpublished design by Monigle Associates. The concepts, detailing, and information shall not be reproduced, copied, or utilized except for the specific project and client for which they were created, without previous authorization from Monigle Associates and their clients. The information is for design intent only and shall be used only as a guide to produce the finished sizes, appearances, and functions. Nothing contained within the information or Content provided by Monigle Associates shall be construed as a design for any engineered element. The Sign Vendor shall be responsible for all structural, electrical, mechanical, and foundation engineering and to meet or exceed all local, state, national, ADA or other applicable codes. The information, Content and support documentation was not produced under an architectural services agreement. Sign Vendor is to perform a technical audit of all site conditions to ensure that the sign or element being proposed can be permitted, approved by the landlord if applicable and will work/fit in the intended location. Sign Vendor is to verify all dimensions, fit, electrical, servicing, mounting conditions, codes and any other necessary requirements prior to sign or element fabrication. Using the technical audit information, and prior to manufacturing any new sign, sign vendor shall confirm that the visual representation (photo morph or sign rendering) of the proposed new sign will fit and appear as shown in the visual representation. The sign types, descriptions and dimensions for new signs noted in SignChart are for a general guide only (largely for initial design approval, pricing and planning purposes) and are not intended as final build sizes unless the sign vendor has confirmed the fit will generally match the provided visual representation. If the installed sign does not fit as shown in the visual representation the sign vendor will be responsible for replacing the sign at their cost. © 1999 - 2018 MONIGLE ASSOCIATES INC., ALL RIGHTS RESERVED - SIGNCHART IS A REGISTERED TRADEMARK.





Site Number: 000048

Site Name: Fore River Hospital  
 Address: 175 Fore River Parkway  
 City/State: Portland, ME 4102

Recommendation Completed: 2018-06-13  
 Approved:  
 Date Print: 07/25/2018

**Existing Photo**



**Proposed Photo**



**Existing**

<b>Sign Number:</b>	002
<b>Existing Sign Type:</b>	Plate Letters
<b>Face Material:</b>	Flat Plastic
<b>Graphics Material:</b>	Acrylic
<b>Overall Height:</b>	
<b>Face Height:</b>	24"
<b>Face Width:</b>	18' /-
<b>Square Feet:</b>	
<b>Illuminated:</b>	Non Illuminated
<b>Electrical:</b>	No Power Required
<b>Wall Material:</b>	
<b>Sign Comment:</b>	34"h fascia below flashing. 24" 'M' height cap height letters. .5" /-

**Proposed**

<b>Sign Number:</b>	002	<b>Overall Height:</b>	NULL
<b>Sign Type:</b>	DL-S-20-W	<b>Overall Width:</b>	NULL
<b>Description:</b>	20" Secondary Name (Typeset Font) Dimensional letters - White Faces	<b>Logo Height:</b>	NULL
<b>Action:</b>	Remove and Replace	<b>Letter Height:</b>	1'-8"
<b>Message A:</b>		<b>Illuminated:</b>	N
<b>Message B:</b>			
<b>Comments:</b>	Hospital name is redundant in this location. Replace with "Main Entrance" copy to assist in directing patients to this entry instead of the Urgent Care entrance around the corner.		
<b>Restoration Notes:</b>	Patch and repair existing wall surface to like new condition. Repaint to match existing color finish. For brick or stone walls fill holes with matching silicone. Power wash wall if required. See master agreement for removal requirements.		

SignChart® and Recommendation Book Legal Disclaimer. Certain information and Content in SignChart® is prepared as the result of a Design Services Agreement between Monigle Associates and their clients. The information and Content are part of an original and unpublished design by Monigle Associates. The concepts, detailing, and information shall not be reproduced, copied, or utilized except for the specific project and client for which they were created, without previous authorization from Monigle Associates and their clients. The information is for design intent only and shall be used only as a guide to produce the finished sizes, appearances, and functions. Nothing contained within the information or Content provided by Monigle Associates shall be construed as a design for any engineered element. The Sign Vendor shall be responsible for all structural, electrical, mechanical, and foundation engineering and to meet or exceed all local, state, national, ADA or other applicable codes. The information, Content and support documentation was not produced under an architectural services agreement. Sign Vendor is to perform a technical audit of all site conditions to ensure that the sign or element being proposed can be permitted, approved by the landlord if applicable and will work/fit in the intended location. Sign Vendor is to verify all dimensions, fit, electrical, servicing, mounting conditions, codes and any other necessary requirements prior to sign or element fabrication. Using the technical audit information, and prior to manufacturing any new sign, sign vendor shall confirm that the visual representation (photo morph or sign rendering) of the proposed new sign will fit and appear as shown in the visual representation. The sign types, descriptions and dimensions for new signs noted in SignChart are for a general guide only (largely for initial design approval, pricing and planning purposes) and are not intended as final build sizes unless the sign vendor has confirmed the fit will generally match the provided visual representation. If the installed sign does not fit as shown in the visual representation the sign vendor will be responsible for replacing the sign at their cost. © 1999 - 2018 MONIGLE ASSOCIATES INC., ALL RIGHTS RESERVED - SIGNCHART IS A REGISTERED TRADEMARK.





Site Number: 000048

Site Name: Fore River Hospital  
 Address: 175 Fore River Parkway  
 City/State: Portland, ME 4102

Recommendation Completed: 2018-06-13  
 Approved:  
 Date Print: 07/25/2018

### Existing Photo



### Proposed Photo

**Remove Existing Sign**

### Existing

<b>Sign Number:</b>	003
<b>Existing Sign Type:</b>	Plate Letters
<b>Face Material:</b>	Flat Plastic
<b>Graphics Material:</b>	Acrylic
<b>Overall Height:</b>	
<b>Face Height:</b>	24"
<b>Face Width:</b>	18' /-
<b>Square Feet:</b>	
<b>Illuminated:</b>	Non Illuminated
<b>Electrical:</b>	No Power Required
<b>Wall Material:</b>	
<b>Sign Comment:</b>	34"h fascia below flashing. 24" 'M' height cap height letters. .5" /-

### Proposed

<b>Sign Number:</b>	003	<b>Overall Height:</b>	
<b>Sign Type:</b>	Remove	<b>Overall Width:</b>	
<b>Description:</b>	Remove Existing Plate Letters	<b>Logo Height:</b>	
<b>Action:</b>	Remove	<b>Letter Height:</b>	
<b>Message A:</b>		<b>Illuminated:</b>	
<b>Message B:</b>			
<b>Comments:</b>	These letters are unnecessary		
<b>Restoration Notes:</b>	Patch and repair existing wall surface to like new condition. Repaint to match existing color finish. For brick or stone walls fill holes with matching silicone. Power wash wall if required. See master agreement for removal requirements.		

SignChart® and Recommendation Book Legal Disclaimer. Certain information and Content in SignChart® is prepared as the result of a Design Services Agreement between Monigle Associates and their clients. The information and Content are part of an original and unpublished design by Monigle Associates. The concepts, detailing, and information shall not be reproduced, copied, or utilized except for the specific project and client for which they were created, without previous authorization from Monigle Associates and their clients. The information is for design intent only and shall be used only as a guide to produce the finished sizes, appearances, and functions. Nothing contained within the information or Content provided by Monigle Associates shall be construed as a design for any engineered element. The Sign Vendor shall be responsible for all structural, electrical, mechanical, and foundation engineering and to meet or exceed all local, state, national, ADA or other applicable codes. The information, Content and support documentation was not produced under an architectural services agreement. Sign Vendor is to perform a technical audit of all site conditions to ensure that the sign or element being proposed can be permitted, approved by the landlord if applicable and will work/fit in the intended location. Sign Vendor is to verify all dimensions, fit, electrical, servicing, mounting conditions, codes and any other necessary requirements prior to sign or element fabrication. Using the technical audit information, and prior to manufacturing any new sign, sign vendor shall confirm that the visual representation (photo morph or sign rendering) of the proposed new sign will fit and appear as shown in the visual representation. The sign types, descriptions and dimensions for new signs noted in SignChart are for a general guide only (largely for initial design approval, pricing and planning purposes) and are not intended as final build sizes unless the sign vendor has confirmed the fit will generally match the provided visual representation. If the installed sign does not fit as shown in the visual representation the sign vendor will be responsible for replacing the sign at their cost. © 1999 - 2018 MONIGLE ASSOCIATES INC., ALL RIGHTS RESERVED - SIGNCHART IS A REGISTERED TRADEMARK.

**monigle**





Site Number: 000048

Site Name: Fore River Hospital  
 Address: 175 Fore River Parkway  
 City/State: Portland, ME 4102

Recommendation Completed: 2018-06-13  
 Approved:  
 Date Print: 07/25/2018

**Existing Photo**



**Proposed Photo**



**Existing**

Sign Number: 004  
 Existing Sign Type:  
 Face Material:  
 Graphics Material:  
 Overall Height:  
 Face Height:  
 Face Width:  
 Square Feet:  
 Illuminated:  
 Electrical:  
 Wall Material:  
 Sign Comment:

**Proposed**

Sign Number: 004  
 Sign Type: Custom  
 Description: Custom Door Vinyl  
 Action: Remove and Replace  
 Message A:  
 Message B:  
 Comments: Client to verify copy and hours prior to approval.  
 Restoration Notes: Field verify dimensions of space shown in photo morph prior to fabrication to verify if specified vinyl graphics will fit in area and meet clear zone tolerances – refer to Control Documents. \*\*\*Change vinyl graphics sizes if required. See control documents for product specification and master agreement for installation requirements. Verify copy w/ hospital prior to fabrication. Clean surface of all residue.

Overall Height:  
 Overall Width:  
 Logo Height:  
 Letter Height:  
 Illuminated: N

SignChart® and Recommendation Book Legal Disclaimer. Certain information and Content in SignChart® is prepared as the result of a Design Services Agreement between Monigle Associates and their clients. The information and Content are part of an original and unpublished design by Monigle Associates. The concepts, detailing, and information shall not be reproduced, copied, or utilized except for the specific project and client for which they were created, without previous authorization from Monigle Associates and their clients. The information is for design intent only and shall be used only as a guide to produce the finished sizes, appearances, and functions. Nothing contained within the information or Content provided by Monigle Associates shall be construed as a design for any engineered element. The Sign Vendor shall be responsible for all structural, electrical, mechanical, and foundation engineering and to meet or exceed all local, state, national, ADA or other applicable codes. The information, Content and support documentation was not produced under an architectural services agreement. Sign Vendor is to perform a technical audit of all site conditions to ensure that the sign or element being proposed can be permitted, approved by the landlord if applicable and will work/fit in the intended location. Sign Vendor is to verify all dimensions, fit, electrical, servicing, mounting conditions, codes and any other necessary requirements prior to sign or element fabrication. Using the technical audit information, and prior to manufacturing any new sign, sign vendor shall confirm that the visual representation (photo morph or sign rendering) of the proposed new sign will fit and appear as shown in the visual representation. The sign types, descriptions and dimensions for new signs noted in SignChart are for a general guide only (largely for initial design approval, pricing and planning purposes) and are not intended as final build sizes unless the sign vendor has confirmed the fit will generally match the provided visual representation. If the installed sign does not fit as shown in the visual representation the sign vendor will be responsible for replacing the sign at their cost. © 1999 - 2018 MONIGLE ASSOCIATES INC., ALL RIGHTS RESERVED - SIGNCHART IS A REGISTERED TRADEMARK.





Site Number: 000048


Site Name: Fore River Hospital  
 Address: 175 Fore River Parkway  
 City/State: Portland, ME 4102

Recommendation Completed: 2018-06-13  
 Approved:  
 Date Print: 07/25/2018

**Existing Photo**



**Proposed Photo**



**Existing**

**Sign Number:** 005  
**Existing Sign Type:** Vinyls  
**Face Material:** Glass  
**Graphics Material:** Vinyl  
**Overall Height:**  
**Face Height:**  
**Face Width:**  
**Square Feet:**  
**Illuminated:**  
**Electrical:**  
**Wall Material:**  
**Sign Comment:**

**Proposed**

**Sign Number:** 005  
**Sign Type:** Custom  
**Description:** Custom Wall Plaque  
**Action:** New  
**Message A:**  
**Message B:**  
**Comments:** New wall plaque installed to cover up the existing engraved old Mercy logo.  
**Restoration Notes:** Patch and repair existing wall surface to like new condition. Repaint to match existing color finish. For brick or stone walls fill holes with matching silicone. Power wash wall if required. Field verify dimensions of space shown in photo morph prior to fabrication to verify if specified sign will fit in area – refer to Control Documents. \*\*\*Change sign height if required. See control documents for product specification and master agreement for installation requirements.

**Overall Height:**  
**Overall Width:**  
**Logo Height:**  
**Letter Height:**  
**Illuminated:**

SignChart® and Recommendation Book Legal Disclaimer. Certain information and Content in SignChart® is prepared as the result of a Design Services Agreement between Monigle Associates and their clients. The information and Content are part of an original and unpublished design by Monigle Associates. The concepts, detailing, and information shall not be reproduced, copied, or utilized except for the specific project and client for which they were created, without previous authorization from Monigle Associates and their clients. The information is for design intent only and shall be used only as a guide to produce the finished sizes, appearances, and functions. Nothing contained within the information or Content provided by Monigle Associates shall be construed as a design for any engineered element. The Sign Vendor shall be responsible for all structural, electrical, mechanical, and foundation engineering and to meet or exceed all local, state, national, ADA or other applicable codes. The information, Content and support documentation was not produced under an architectural services agreement. Sign Vendor is to perform a technical audit of all site conditions to ensure that the sign or element being proposed can be permitted, approved by the landlord if applicable and will work/fit in the intended location. Sign Vendor is to verify all dimensions, fit, electrical, servicing, mounting conditions, codes and any other necessary requirements prior to sign or element fabrication. Using the technical audit information, and prior to manufacturing any new sign, sign vendor shall confirm that the visual representation (photo morph or sign rendering) of the proposed new sign will fit and appear as shown in the visual representation. The sign types, descriptions and dimensions for new signs noted in SignChart are for a general guide only (largely for initial design approval, pricing and planning purposes) and are not intended as final build sizes unless the sign vendor has confirmed the fit will generally match the provided visual representation. If the installed sign does not fit as shown in the visual representation the sign vendor will be responsible for replacing the sign at their cost. © 1999 - 2018 MONIGLE ASSOCIATES INC., ALL RIGHTS RESERVED - SIGNCHART IS A REGISTERED TRADEMARK.






Site Number: 000048

Site Name: Fore River Hospital  
 Address: 175 Fore River Parkway  
 City/State: Portland, ME 4102

Recommendation Completed: 2018-06-13  
 Approved:  
 Date Print: 07/25/2018

**Existing Photo**



**Proposed Photo**



**Existing**

<b>Sign Number:</b>	005b
<b>Existing Sign Type:</b>	Vinyls
<b>Face Material:</b>	Other
<b>Graphics Material:</b>	Other
<b>Overall Height:</b>	
<b>Face Height:</b>	7"
<b>Face Width:</b>	33.5"
<b>Square Feet:</b>	
<b>Illuminated:</b>	Non Illuminated
<b>Electrical:</b>	No Power Required
<b>Wall Material:</b>	
<b>Sign Comment:</b>	7"x33.5" oaw engraved dimensions

**Proposed**

<b>Sign Number:</b>	005b	<b>Overall Height:</b>	
<b>Sign Type:</b>	Leave	<b>Overall Width:</b>	
<b>Description:</b>	Leave Existing Signage	<b>Logo Height:</b>	
<b>Action:</b>	Leave	<b>Letter Height:</b>	
<b>Message A:</b>		<b>Illuminated:</b>	
<b>Message B:</b>			
<b>Comments:</b>	Leave existing engraved quote and leave the ceiling mounted wayfinding signage		
<b>Restoration Notes:</b>			

SignChart® and Recommendation Book Legal Disclaimer. Certain information and Content in SignChart® is prepared as the result of a Design Services Agreement between Monigle Associates and their clients. The information and Content are part of an original and unpublished design by Monigle Associates, and information shall not be reproduced, copied, or utilized except for the specific project and client for which they were created, without previous authorization from Monigle Associates and their clients. The information is for design intent only and shall be used only as a guide to produce the finished sizes, appearances, and functions. Nothing contained within the information or Content provided by Monigle Associates shall be construed as a design for any engineered element. The Sign Vendor shall be responsible for all structural, electrical, mechanical, and foundation engineering and to meet or exceed all local, state, national, ADA or other applicable codes. The information, Content and support documentation was not produced under an architectural services agreement. Sign Vendor is to perform a technical audit of all site conditions to ensure that the sign or element being proposed can be permitted, approved by the landlord if applicable and will work/fit in the intended location. Sign Vendor is to verify all dimensions, fit, electrical, servicing, mounting conditions, codes and any other necessary requirements prior to sign or element fabrication. Using the technical audit information, and prior to manufacturing any new sign, sign vendor shall confirm that the visual representation (photo morph or sign rendering) of the proposed new sign will fit and appear as shown in the visual representation. The sign types, descriptions and dimensions for new signs noted in SignChart are for a general guide only (largely for initial design approval, pricing and planning purposes) and are not intended as final build sizes unless the sign vendor has confirmed the fit will generally match the provided visual representation. If the installed sign does not fit as shown in the visual representation the sign vendor will be responsible for replacing the sign at their cost. © 1999 - 2018 MONIGLE ASSOCIATES INC., ALL RIGHTS RESERVED - SIGNCHART IS A REGISTERED TRADEMARK.







Site Number: 000048

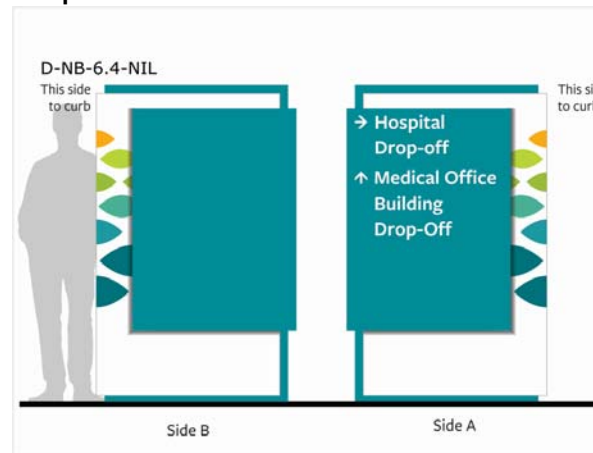
Site Name: Fore River Hospital  
 Address: 175 Fore River Parkway  
 City/State: Portland, ME 4102

Recommendation Completed: 2018-06-13  
 Approved:  
 Date Print: 07/25/2018

**Existing Photo**



**Proposed Photo**



**Existing**

<b>Sign Number:</b>	006
<b>Existing Sign Type:</b>	Directional Sign
<b>Face Material:</b>	Metal
<b>Graphics Material:</b>	Vinyl
<b>Overall Height:</b>	80"
<b>Face Height:</b>	39.5"
<b>Face Width:</b>	32.5"
<b>Square Feet:</b>	
<b>Illuminated:</b>	Non Illuminated
<b>Electrical:</b>	No Power Required
<b>Wall Material:</b>	
<b>Sign Comment:</b>	32.5"x39.5" faded signface w reflected vinyl on 80"h x 9"w 2.25" deep support pole. Shield symbol is 6"w x 7.5" h vinyl only. Single face.

**Proposed**

<b>Sign Number:</b>	006	<b>Overall Height:</b>	6'-0"
<b>Sign Type:</b>	D-BR-6-NIL	<b>Overall Width:</b>	3'-0"
<b>Description:</b>	6' Branded Non-Illuminated Directional	<b>Logo Height:</b>	
<b>Action:</b>	Remove and Replace	<b>Letter Height:</b>	
<b>Message A:</b>		<b>Illuminated:</b>	N
<b>Message B:</b>			
<b>Comments:</b>			
<b>Restoration Notes:</b>	Perform utility locates and verify setbacks prior to fabrication / installation. Restore ground material to base of new sign. See control documents for product specification and master agreement for removal & installation requirements.		

SignChart® and Recommendation Book Legal Disclaimer. Certain information and Content in SignChart® is prepared as the result of a Design Services Agreement between Monigle Associates and their clients. The information and Content are part of an original and unpublished design by Monigle Associates. The concepts, detailing, and information shall not be reproduced, copied, or utilized except for the specific project and client for which they were created, without previous authorization from Monigle Associates and their clients. The information is for design intent only and shall be used only as a guide to produce the finished sizes, appearances, and functions. Nothing contained within the information or Content provided by Monigle Associates shall be construed as a design for any engineered element. The Sign Vendor shall be responsible for all structural, electrical, mechanical, and foundation engineering and to meet or exceed all local, state, national, ADA or other applicable codes. The information, Content and support documentation was not produced under an architectural services agreement. Sign Vendor is to perform a technical audit of all site conditions to ensure that the sign or element being proposed can be permitted, approved by the landlord if applicable and will work/fit in the intended location. Sign Vendor is to verify all dimensions, fit, electrical, servicing, mounting conditions, codes and any other necessary requirements prior to sign or element fabrication. Using the technical audit information, and prior to manufacturing any new sign, sign vendor shall confirm that the visual representation (photo morph or sign rendering) of the proposed new sign will fit and appear as shown in the visual representation. The sign types, descriptions and dimensions for new signs noted in SignChart are for a general guide only (largely for initial design approval, pricing and planning purposes) and are not intended as final build sizes unless the sign vendor has confirmed the fit will generally match the provided visual representation. If the installed sign does not fit as shown in the visual representation the sign vendor will be responsible for replacing the sign at their cost. © 1999 - 2018 MONIGLE ASSOCIATES INC., ALL RIGHTS RESERVED - SIGNCHART IS A REGISTERED TRADEMARK.





Site Number: 000048

Site Name: Fore River Hospital  
 Address: 175 Fore River Parkway  
 City/State: Portland, ME 4102

Recommendation Completed: 2018-06-13  
 Approved:  
 Date Print: 07/25/2018

## Existing Photo



## Proposed Photo



## Existing

Sign Number:	007
Existing Sign Type:	Smoke Free
Face Material:	Metal
Graphics Material:	Painted Letters
Overall Height:	
Face Height:	12"
Face Width:	18"
Square Feet:	
Illuminated:	Non Illuminated
Electrical:	No Power Required
Wall Material:	
Sign Comment:	silkscreened graphics on pole sign

## Proposed

Sign Number:	007	Overall Height:	1'-5"
Sign Type:	REG-W2-NS	Overall Width:	1'-0"
Description:	Small Wall Mounted Regulatory Sign - No Smoking	Logo Height:	
Action:	Remove and Replace	Letter Height:	
Message A:		Illuminated:	N
Message B:			
Comments:	Attach to existing pole		
Restoration Notes:	Field verify dimensions of space shown in photo morph prior to fabrication to verify if specified sign will fit in area. See control documents for product specification and master agreement for removal & installation requirements.		

SignChart® and Recommendation Book Legal Disclaimer. Certain information and Content in SignChart® is prepared as the result of a Design Services Agreement between Monigle Associates and their clients. The information and Content are part of an original and unpublished design by Monigle Associates. The concepts, detailing, and information shall not be reproduced, copied, or utilized except for the specific project and client for which they were created, without previous authorization from Monigle Associates and their clients. The information is for design intent only and shall be used only as a guide to produce the finished sizes, appearances, and functions. Nothing contained within the information or Content provided by Monigle Associates shall be construed as a design for any engineered element. The Sign Vendor shall be responsible for all structural, electrical, mechanical, and foundation engineering and to meet or exceed all local, state, national, ADA or other applicable codes. The information, Content and support documentation was not produced under an architectural services agreement. Sign Vendor is to perform a technical audit of all site conditions to ensure that the sign or element being proposed can be permitted, approved by the landlord if applicable and will work/fit in the intended location. Sign Vendor is to verify all dimensions, fit, electrical, servicing, mounting conditions, codes and any other necessary requirements prior to sign or element fabrication. Using the technical audit information, and prior to manufacturing any new sign, sign vendor shall confirm that the visual representation (photo morph or sign rendering) of the proposed new sign will fit and appear as shown in the visual representation. The sign types, descriptions and dimensions for new signs noted in SignChart are for a general guide only (largely for initial design approval, pricing and planning purposes) and are not intended as final build sizes unless the sign vendor has confirmed the fit will generally match the provided visual representation. If the installed sign does not fit as shown in the visual representation the sign vendor will be responsible for replacing the sign at their cost. © 1999 - 2018 MONIGLE ASSOCIATES INC., ALL RIGHTS RESERVED - SIGNCHART IS A REGISTERED TRADEMARK.



Site Number: 000048

Site Name: Fore River Hospital  
 Address: 175 Fore River Parkway  
 City/State: Portland, ME 4102

Recommendation Completed: 2018-06-13  
 Approved:  
 Date Print: 07/25/2018

**Existing Photo**



**Proposed Photo**



**Existing**

<b>Sign Number:</b>	008
<b>Existing Sign Type:</b>	Regulatory - Pole Mo
<b>Face Material:</b>	Metal
<b>Graphics Material:</b>	Vinyl
<b>Overall Height:</b>	
<b>Face Height:</b>	18"
<b>Face Width:</b>	12"
<b>Square Feet:</b>	
<b>Illuminated:</b>	Non Illuminated
<b>Electrical:</b>	No Power Required
<b>Wall Material:</b>	
<b>Sign Comment:</b>	Express care vinyl graphics

**Proposed**

<b>Sign Number:</b>	008	<b>Overall Height:</b>	1'-5"
<b>Sign Type:</b>	REG-W2	<b>Overall Width:</b>	1'-0"
<b>Description:</b>	Small Wall Mounted Regulatory Sign	<b>Logo Height:</b>	
<b>Action:</b>	Remove and Replace	<b>Letter Height:</b>	
<b>Message A:</b>		<b>Illuminated:</b>	N
<b>Message B:</b>			
<b>Comments:</b>	Existing pole appears to be newer and in good condition. Recommend to reuse pole and attach new sign panel to the existing pole.		
<b>Restoration Notes:</b>	Field verify dimensions of space shown in photo morph prior to fabrication to verify if specified sign will fit in area. See control documents for product specification and master agreement for removal & installation requirements.		

SignChart® and Recommendation Book Legal Disclaimer. Certain information and Content in SignChart® is prepared as the result of a Design Services Agreement between Monigle Associates and their clients. The information and Content are part of an original and unpublished design by Monigle Associates. The concepts, detailing, and information shall not be reproduced, copied, or utilized except for the specific project and client for which they were created, without previous authorization from Monigle Associates and their clients. The information is for design intent only and shall be used only as a guide to produce the finished sizes, appearances, and functions. Nothing contained within the information or Content provided by Monigle Associates shall be construed as a design for any engineered element. The Sign Vendor shall be responsible for all structural, electrical, mechanical, and foundation engineering and to meet or exceed all local, state, national, ADA or other applicable codes. The information, Content and support documentation was not produced under an architectural services agreement. Sign Vendor is to perform a technical audit of all site conditions to ensure that the sign or element being proposed can be permitted, approved by the landlord if applicable and will work/fit in the intended location. Sign Vendor is to verify all dimensions, fit, electrical, servicing, mounting conditions, codes and any other necessary requirements prior to sign or element fabrication. Using the technical audit information, and prior to manufacturing any new sign, sign vendor shall confirm that the visual representation (photo morph or sign rendering) of the proposed new sign will fit and appear as shown in the visual representation. The sign types, descriptions and dimensions for new signs noted in SignChart are for a general guide only (largely for initial design approval, pricing and planning purposes) and are not intended as final build sizes unless the sign vendor has confirmed the fit will generally match the provided visual representation. If the installed sign does not fit as shown in the visual representation the sign vendor will be responsible for replacing the sign at their cost. © 1999 - 2018 MONIGLE ASSOCIATES INC., ALL RIGHTS RESERVED - SIGNCHART IS A REGISTERED TRADEMARK.





Site Number: 000048

Site Name: Fore River Hospital  
 Address: 175 Fore River Parkway  
 City/State: Portland, ME 4102

Recommendation Completed: 2018-06-13  
 Approved:  
 Date Print: 07/25/2018

**Existing Photo**



**Proposed Photo**



**Existing**

<b>Sign Number:</b>	009
<b>Existing Sign Type:</b>	Regulatory - Pole Mo
<b>Face Material:</b>	Metal
<b>Graphics Material:</b>	Vinyl
<b>Overall Height:</b>	
<b>Face Height:</b>	18"
<b>Face Width:</b>	12"
<b>Square Feet:</b>	
<b>Illuminated:</b>	Non Illuminated
<b>Electrical:</b>	No Power Required
<b>Wall Material:</b>	
<b>Sign Comment:</b>	Express care vinyl graphics

**Proposed**

<b>Sign Number:</b>	009	<b>Overall Height:</b>	1'-5"
<b>Sign Type:</b>	REG-W2	<b>Overall Width:</b>	1'-0"
<b>Description:</b>	Small Wall Mounted Regulatory Sign	<b>Logo Height:</b>	
<b>Action:</b>	Remove and Replace	<b>Letter Height:</b>	
<b>Message A:</b>		<b>Illuminated:</b>	No
<b>Message B:</b>			
<b>Comments:</b>	Existing pole appears to be newer and in good condition. Recommend to reuse pole and attach new sign panel to the existing pole.		
<b>Restoration Notes:</b>	Field verify dimensions of space shown in photo morph prior to fabrication to verify if specified sign will fit in area. See control documents for product specification and master agreement for removal		

SignChart® and Recommendation Book Legal Disclaimer. Certain information and Content in SignChart® is prepared as the result of a Design Services Agreement between Monigle Associates and their clients. The information and Content are part of an original and unpublished design by Monigle Associates. The concepts, detailing, and information shall not be reproduced, copied, or utilized except for the specific project and client for which they were created, without previous authorization from Monigle Associates and their clients. The information is for design intent only and shall be used only as a guide to produce the finished sizes, appearances, and functions. Nothing contained within the information or Content provided by Monigle Associates shall be construed as a design for any engineered element. The Sign Vendor shall be responsible for all structural, electrical, mechanical, and foundation engineering and to meet or exceed all local, state, national, ADA or other applicable codes. The information, Content and support documentation was not produced under an architectural services agreement. Sign Vendor is to perform a technical audit of all site conditions to ensure that the sign or element being proposed can be permitted, approved by the landlord if applicable and will work/fit in the intended location. Sign Vendor is to verify all dimensions, fit, electrical, servicing, mounting conditions, codes and any other necessary requirements prior to sign or element fabrication. Using the technical audit information, and prior to manufacturing any new sign, sign vendor shall confirm that the visual representation (photo morph or sign rendering) of the proposed new sign will fit and appear as shown in the visual representation. The sign types, descriptions and dimensions for new signs noted in SignChart are for a general guide only (largely for initial design approval, pricing and planning purposes) and are not intended as final build sizes unless the sign vendor has confirmed the fit will generally match the provided visual representation. If the installed sign does not fit as shown in the visual representation the sign vendor will be responsible for replacing the sign at their cost. © 1999 - 2018 MONIGLE ASSOCIATES INC., ALL RIGHTS RESERVED - SIGNCHART IS A REGISTERED TRADEMARK.





Site Number: 000048

Site Name: Fore River Hospital  
 Address: 175 Fore River Parkway  
 City/State: Portland, ME 4102

Recommendation Completed: 2018-06-13  
 Approved:  
 Date Print: 07/25/2018

**Existing Photo**



**Proposed Photo**



**Existing**

<b>Sign Number:</b>	010
<b>Existing Sign Type:</b>	Regulatory - Pole Mo
<b>Face Material:</b>	Metal
<b>Graphics Material:</b>	Vinyl
<b>Overall Height:</b>	
<b>Face Height:</b>	18"
<b>Face Width:</b>	12"
<b>Square Feet:</b>	
<b>Illuminated:</b>	Non Illuminated
<b>Electrical:</b>	No Power Required
<b>Wall Material:</b>	
<b>Sign Comment:</b>	Express care vinyl graphics

**Proposed**

<b>Sign Number:</b>	010	<b>Overall Height:</b>	1'-5"
<b>Sign Type:</b>	REG-W2	<b>Overall Width:</b>	1'-0"
<b>Description:</b>	Small Wall Mounted Regulatory Sign	<b>Logo Height:</b>	
<b>Action:</b>	Remove and Replace	<b>Letter Height:</b>	
<b>Message A:</b>		<b>Illuminated:</b>	No
<b>Message B:</b>			
<b>Comments:</b>	Existing pole appears to be newer and in good condition. Recommend to reuse pole and attach new sign panel to the existing pole.		
<b>Restoration Notes:</b>	Field verify dimensions of space shown in photo morph prior to fabrication to verify if specified sign will fit in area. See control documents for product specification and master agreement for removal		

SignChart® and Recommendation Book Legal Disclaimer. Certain information and Content in SignChart® is prepared as the result of a Design Services Agreement between Monigle Associates and their clients. The information and Content are part of an original and unpublished design by Monigle Associates. The concepts, detailing, and information shall not be reproduced, copied, or utilized except for the specific project and client for which they were created, without previous authorization from Monigle Associates and their clients. The information is for design intent only and shall be used only as a guide to produce the finished sizes, appearances, and functions. Nothing contained within the information or Content provided by Monigle Associates shall be construed as a design for any engineered element. The Sign Vendor shall be responsible for all structural, electrical, mechanical, and foundation engineering and to meet or exceed all local, state, national, ADA or other applicable codes. The information, Content and support documentation was not produced under an architectural services agreement. Sign Vendor is to perform a technical audit of all site conditions to ensure that the sign or element being proposed can be permitted, approved by the landlord if applicable and will work/fit in the intended location. Sign Vendor is to verify all dimensions, fit, electrical, servicing, mounting conditions, codes and any other necessary requirements prior to sign or element fabrication. Using the technical audit information, and prior to manufacturing any new sign, sign vendor shall confirm that the visual representation (photo morph or sign rendering) of the proposed new sign will fit and appear as shown in the visual representation. The sign types, descriptions and dimensions for new signs noted in SignChart are for a general guide only (largely for initial design approval, pricing and planning purposes) and are not intended as final build sizes unless the sign vendor has confirmed the fit will generally match the provided visual representation. If the installed sign does not fit as shown in the visual representation the sign vendor will be responsible for replacing the sign at their cost. © 1999 - 2018 MONIGLE ASSOCIATES INC., ALL RIGHTS RESERVED - SIGNCHART IS A REGISTERED TRADEMARK.







Site Number: 000048

Site Name: Fore River Hospital  
 Address: 175 Fore River Parkway  
 City/State: Portland, ME 4102

Recommendation Completed: 2018-06-13  
 Approved:  
 Date Print: 07/25/2018

**Existing Photo**



**Proposed Photo**



**Existing**

<b>Sign Number:</b>	011
<b>Existing Sign Type:</b>	Regulatory - Pole Mo
<b>Face Material:</b>	Metal
<b>Graphics Material:</b>	Vinyl
<b>Overall Height:</b>	
<b>Face Height:</b>	18"
<b>Face Width:</b>	12"
<b>Square Feet:</b>	
<b>Illuminated:</b>	Non Illuminated
<b>Electrical:</b>	No Power Required
<b>Wall Material:</b>	
<b>Sign Comment:</b>	Express care vinyl graphics

**Proposed**

<b>Sign Number:</b>	011	<b>Overall Height:</b>	1'-5"
<b>Sign Type:</b>	REG-W2	<b>Overall Width:</b>	1'-0"
<b>Description:</b>	Small Wall Mounted Regulatory Sign	<b>Logo Height:</b>	
<b>Action:</b>	Remove and Replace	<b>Letter Height:</b>	
<b>Message A:</b>		<b>Illuminated:</b>	No
<b>Message B:</b>			
<b>Comments:</b>	Existing pole appears to be newer and in good condition. Recommend to reuse pole and attach new sign panel to the existing pole.		
<b>Restoration Notes:</b>	Field verify dimensions of space shown in photo morph prior to fabrication to verify if specified sign will fit in area. See control documents for product specification and master agreement for removal		

SignChart® and Recommendation Book Legal Disclaimer. Certain information and Content in SignChart® is prepared as the result of a Design Services Agreement between Monigle Associates and their clients. The information and Content are part of an original and unpublished design by Monigle Associates. The concepts, detailing, and information shall not be reproduced, copied, or utilized except for the specific project and client for which they were created, without previous authorization from Monigle Associates and their clients. The information is for design intent only and shall be used only as a guide to produce the finished sizes, appearances, and functions. Nothing contained within the information or Content provided by Monigle Associates shall be construed as a design for any engineered element. The Sign Vendor shall be responsible for all structural, electrical, mechanical, and foundation engineering and to meet or exceed all local, state, national, ADA or other applicable codes. The information, Content and support documentation was not produced under an architectural services agreement. Sign Vendor is to perform a technical audit of all site conditions to ensure that the sign or element being proposed can be permitted, approved by the landlord if applicable and will work/fit in the intended location. Sign Vendor is to verify all dimensions, fit, electrical, servicing, mounting conditions, codes and any other necessary requirements prior to sign or element fabrication. Using the technical audit information, and prior to manufacturing any new sign, sign vendor shall confirm that the visual representation (photo morph or sign rendering) of the proposed new sign will fit and appear as shown in the visual representation. The sign types, descriptions and dimensions for new signs noted in SignChart are for a general guide only (largely for initial design approval, pricing and planning purposes) and are not intended as final build sizes unless the sign vendor has confirmed the fit will generally match the provided visual representation. If the installed sign does not fit as shown in the visual representation the sign vendor will be responsible for replacing the sign at their cost. © 1999 - 2018 MONIGLE ASSOCIATES INC., ALL RIGHTS RESERVED - SIGNCHART IS A REGISTERED TRADEMARK.





Site Number: 000048

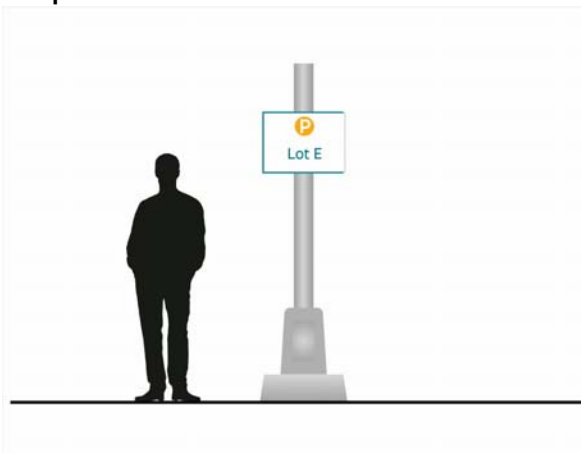
Site Name: Fore River Hospital  
 Address: 175 Fore River Parkway  
 City/State: Portland, ME 4102

Recommendation Completed: 2018-06-13  
 Approved:  
 Date Print: 07/25/2018

**Existing Photo**



**Proposed Photo**



**Existing**

<b>Sign Number:</b>	012
<b>Existing Sign Type:</b>	
<b>Face Material:</b>	Metal
<b>Graphics Material:</b>	Vinyl
<b>Overall Height:</b>	
<b>Face Height:</b>	36"
<b>Face Width:</b>	32"
<b>Square Feet:</b>	
<b>Illuminated:</b>	Non Illuminated
<b>Electrical:</b>	No Power Required
<b>Wall Material:</b>	
<b>Sign Comment:</b>	Break formed at ends. Attached to pole with worm drive straps -10ft to bottom of sign

**Proposed**

<b>Sign Number:</b>	012	<b>Overall Height:</b>	1'-6"
<b>Sign Type:</b>	PL-1	<b>Overall Width:</b>	2'-0"
<b>Description:</b>	Parking Lot Sign	<b>Logo Height:</b>	
<b>Action:</b>	Remove and Replace	<b>Letter Height:</b>	
<b>Message A:</b>		<b>Illuminated:</b>	N
<b>Message B:</b>			
<b>Comments:</b>			
<b>Restoration Notes:</b>	Field verify dimensions of space shown in photo morph prior to fabrication to verify if specified sign will fit in area. See control documents for product specification and master agreement for removal & installation requirements.		

SignChart® and Recommendation Book Legal Disclaimer. Certain information and Content in SignChart® is prepared as the result of a Design Services Agreement between Monigle Associates and their clients. The information and Content are part of an original and unpublished design by Monigle Associates. The concepts, detailing, and information shall not be reproduced, copied, or utilized except for the specific project and client for which they were created, without previous authorization from Monigle Associates and their clients. The information is for design intent only and shall be used only as a guide to produce the finished sizes, appearances, and functions. Nothing contained within the information or Content provided by Monigle Associates shall be construed as a design for any engineered element. The Sign Vendor shall be responsible for all structural, electrical, mechanical, and foundation engineering and to meet or exceed all local, state, national, ADA or other applicable codes. The information, Content and support documentation was not produced under an architectural services agreement. Sign Vendor is to perform a technical audit of all site conditions to ensure that the sign or element being proposed can be permitted, approved by the landlord if applicable and will work/fit in the intended location. Sign Vendor is to verify all dimensions, fit, electrical, servicing, mounting conditions, codes and any other necessary requirements prior to sign or element fabrication. Using the technical audit information, and prior to manufacturing any new sign, sign vendor shall confirm that the visual representation (photo morph or sign rendering) of the proposed new sign will fit and appear as shown in the visual representation. The sign types, descriptions and dimensions for new signs noted in SignChart are for a general guide only (largely for initial design approval, pricing and planning purposes) and are not intended as final build sizes unless the sign vendor has confirmed the fit will generally match the provided visual representation. If the installed sign does not fit as shown in the visual representation the sign vendor will be responsible for replacing the sign at their cost. © 1999 - 2018 MONIGLE ASSOCIATES INC., ALL RIGHTS RESERVED - SIGNCHART IS A REGISTERED TRADEMARK.







Site Number: 000048

Site Name: Fore River Hospital  
 Address: 175 Fore River Parkway  
 City/State: Portland, ME 4102

Recommendation Completed: 2018-06-13

Approved:

Date Print: 07/25/2018

## Existing Photo



## Proposed Photo

**Leave Existing Sign**

## Existing

<b>Sign Number:</b>	013
<b>Existing Sign Type:</b>	Dimensional Letters
<b>Face Material:</b>	Metal
<b>Graphics Material:</b>	Painted Letters
<b>Overall Height:</b>	
<b>Face Height:</b>	18"
<b>Face Width:</b>	24' /-
<b>Square Feet:</b>	
<b>Illuminated:</b>	Non Illuminated
<b>Electrical:</b>	No Power Required
<b>Wall Material:</b>	
<b>Sign Comment:</b>	18" 'FRMB' height cap height letters. 4.5 brik /- M height

## Proposed

<b>Sign Number:</b>	013	<b>Overall Height:</b>	
<b>Sign Type:</b>	Leave	<b>Overall Width:</b>	
<b>Description:</b>	Leave Dimensional Letters	<b>Logo Height:</b>	
<b>Action:</b>	Leave	<b>Letter Height:</b>	
<b>Message A:</b>		<b>Illuminated:</b>	
<b>Message B:</b>			
<b>Comments:</b>	Leave "Fore River Medical Building" letters		
<b>Restoration Notes:</b>			

SignChart® and Recommendation Book Legal Disclaimer. Certain information and Content in SignChart® is prepared as the result of a Design Services Agreement between Monigle Associates and their clients. The information and Content are part of an original and unpublished design by Monigle Associates. The concepts, detailing, and information shall not be reproduced, copied, or utilized except for the specific project and client for which they were created, without previous authorization from Monigle Associates and their clients. The information is for design intent only and shall be used only as a guide to produce the finished sizes, appearances, and functions. Nothing contained within the information or Content provided by Monigle Associates shall be construed as a design for any engineered element. The Sign Vendor shall be responsible for all structural, electrical, mechanical, and foundation engineering and to meet or exceed all local, state, national, ADA or other applicable codes. The information, Content and support documentation was not produced under an architectural services agreement. Sign Vendor is to perform a technical audit of all site conditions to ensure that the sign or element being proposed can be permitted, approved by the landlord if applicable and will work/fit in the intended location. Sign Vendor is to verify all dimensions, fit, electrical, servicing, mounting conditions, codes and any other necessary requirements prior to sign or element fabrication. Using the technical audit information, and prior to manufacturing any new sign, sign vendor shall confirm that the visual representation (photo morph or sign rendering) of the proposed new sign will fit and appear as shown in the visual representation. The sign types, descriptions and dimensions for new signs noted in SignChart are for a general guide only (largely for initial design approval, pricing and planning purposes) and are not intended as final build sizes unless the sign vendor has confirmed the fit will generally match the provided visual representation. If the installed sign does not fit as shown in the visual representation the sign vendor will be responsible for replacing the sign at their cost. © 1999 - 2018 MONIGLE ASSOCIATES INC., ALL RIGHTS RESERVED - SIGNCHART IS A REGISTERED TRADEMARK.



Site Number: 000048

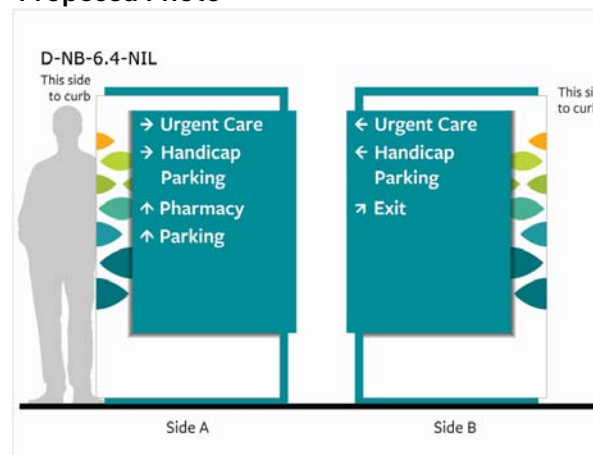
Site Name: Fore River Hospital  
 Address: 175 Fore River Parkway  
 City/State: Portland, ME 4102

Recommendation Completed: 2018-06-13  
 Approved:  
 Date Print: 07/25/2018

**Existing Photo**



**Proposed Photo**



**Existing**

<b>Sign Number:</b>	014
<b>Existing Sign Type:</b>	Directional Sign
<b>Face Material:</b>	Metal
<b>Graphics Material:</b>	Vinyl
<b>Overall Height:</b>	80"
<b>Face Height:</b>	39.5"
<b>Face Width:</b>	32.5"
<b>Square Feet:</b>	
<b>Illuminated:</b>	Non Illuminated
<b>Electrical:</b>	No Power Required
<b>Wall Material:</b>	
<b>Sign Comment:</b>	32.5"x39.5" faded signface w reflected vinyl on 80"h x 9"w 2.25" deep support pole. Shield symbol is 6"w x 7.5" h vinyl only. Single face.

**Proposed**

<b>Sign Number:</b>	014	<b>Overall Height:</b>	6'-0"
<b>Sign Type:</b>	D-BR-6-NIL	<b>Overall Width:</b>	3'-0"
<b>Description:</b>	6' Branded Non-Illuminated Directional	<b>Logo Height:</b>	
<b>Action:</b>		<b>Letter Height:</b>	
<b>Message A:</b>		<b>Illuminated:</b>	N
<b>Message B:</b>			
<b>Comments:</b>	Verify copy and arrows directions w/ hospital prior to fabrication.		
<b>Restoration Notes:</b>	Perform utility locates and verify setbacks prior to fabrication / installation. Restore ground material to base of new sign. See control documents for product specification and master agreement for removal & installation requirements.		

SignChart® and Recommendation Book Legal Disclaimer. Certain information and Content in SignChart® is prepared as the result of a Design Services Agreement between Monigle Associates and their clients. The information and Content are part of an original and unpublished design by Monigle Associates. The concepts, detailing, and information shall not be reproduced, copied, or utilized except for the specific project and client for which they were created, without previous authorization from Monigle Associates and their clients. The information is for design intent only and shall be used only as a guide to produce the finished sizes, appearances, and functions. Nothing contained within the information or Content provided by Monigle Associates shall be construed as a design for any engineered element. The Sign Vendor shall be responsible for all structural, electrical, mechanical, and foundation engineering and to meet or exceed all local, state, national, ADA or other applicable codes. The information, Content and support documentation was not produced under an architectural services agreement. Sign Vendor is to perform a technical audit of all site conditions to ensure that the sign or element being proposed can be permitted, approved by the landlord if applicable and will work/fit in the intended location. Sign Vendor is to verify all dimensions, fit, electrical, servicing, mounting conditions, codes and any other necessary requirements prior to sign or element fabrication. Using the technical audit information, and prior to manufacturing any new sign, sign vendor shall confirm that the visual representation (photo morph or sign rendering) of the proposed new sign will fit and appear as shown in the visual representation. The sign types, descriptions and dimensions for new signs noted in SignChart are for a general guide only (largely for initial design approval, pricing and planning purposes) and are not intended as final build sizes unless the sign vendor has confirmed the fit will generally match the provided visual representation. If the installed sign does not fit as shown in the visual representation the sign vendor will be responsible for replacing the sign at their cost. © 1999 - 2018 MONIGLE ASSOCIATES INC., ALL RIGHTS RESERVED - SIGNCHART IS A REGISTERED TRADEMARK.





Site Number: 000048

Site Name: Fore River Hospital  
 Address: 175 Fore River Parkway  
 City/State: Portland, ME 4102

Recommendation Completed: 2018-06-13  
 Approved:  
 Date Print: 07/25/2018

**Existing Photo**



**Proposed Photo**



**Existing**

<b>Sign Number:</b>	015
<b>Existing Sign Type:</b>	Monument
<b>Face Material:</b>	Metal
<b>Graphics Material:</b>	
<b>Overall Height:</b>	
<b>Face Height:</b>	various
<b>Face Width:</b>	various
<b>Square Feet:</b>	
<b>Illuminated:</b>	Internally Illuminated
<b>Electrical:</b>	
<b>Wall Material:</b>	
<b>Sign Comment:</b>	26"x30" routed backup shield on 6'x 9.25 deep internal illum silver box. Mercy 19.25" h plates on 77.75" x138"x3" deep white backer. Vinyl decorated descriptor blue panel:=3.25"deep x 13'x 42" h

**Proposed**

<b>Sign Number:</b>	015	<b>Overall Height:</b>	8'-0"
<b>Sign Type:</b>	DM-8	<b>Overall Width:</b>	8'-8"
<b>Description:</b>	8' Internally Illuminated Monument w/ Directional Copy	<b>Logo Height:</b>	
<b>Action:</b>	Remove and Replace	<b>Letter Height:</b>	
<b>Message A:</b>		<b>Illuminated:</b>	I
<b>Message B:</b>			
<b>Comments:</b>	Verify copy and arrows directions w/ hospital prior to fabrication.		
<b>Restoration Notes:</b>	Perform utility locates and verify setbacks prior to fabrication / installation. Install new signage using existing primary electrical. Verify if additional circuits are required for new sign. Restore ground material to base of new sign. See control documents for product specification and master agreement for removal & installation requirements.		

SignChart® and Recommendation Book Legal Disclaimer. Certain information and Content in SignChart® is prepared as the result of a Design Services Agreement between Monigle Associates and their clients. The information and Content are part of an original and unpublished design by Monigle Associates. The concepts, detailing, and information shall not be reproduced, copied, or utilized except for the specific project and client for which they were created, without previous authorization from Monigle Associates and their clients. The information is for design intent only and shall be used only as a guide to produce the finished sizes, appearances, and functions. Nothing contained within the information or Content provided by Monigle Associates shall be construed as a design for any engineered element. The Sign Vendor shall be responsible for all structural, electrical, mechanical, and foundation engineering and to meet or exceed all local, state, national, ADA or other applicable codes. The information, Content and support documentation was not produced under an architectural services agreement. Sign Vendor is to perform a technical audit of all site conditions to ensure that the sign or element being proposed can be permitted, approved by the landlord if applicable and will work/fit in the intended location. Sign Vendor is to verify all dimensions, fit, electrical, servicing, mounting conditions, codes and any other necessary requirements prior to sign or element fabrication. Using the technical audit information, and prior to manufacturing any new sign, sign vendor shall confirm that the visual representation (photo morph or sign rendering) of the proposed new sign will fit and appear as shown in the visual representation. The sign types, descriptions and dimensions for new signs noted in SignChart are for a general guide only (largely for initial design approval, pricing and planning purposes) and are not intended as final build sizes unless the sign vendor has confirmed the fit will generally match the provided visual representation. If the installed sign does not fit as shown in the visual representation the sign vendor will be responsible for replacing the sign at their cost. © 1999 - 2018 MONIGLE ASSOCIATES INC., ALL RIGHTS RESERVED - SIGNCHART IS A REGISTERED TRADEMARK.





Site Number: 000048

Site Name: Fore River Hospital  
 Address: 175 Fore River Parkway  
 City/State: Portland, ME 4102

Recommendation Completed: 2018-06-13

Approved:

Date Print: 07/25/2018

### Existing Photo



### Proposed Photo



REG-W2-NS  
 12"x17"

### Existing

<b>Sign Number:</b>	016
<b>Existing Sign Type:</b>	Smoke Free
<b>Face Material:</b>	Metal
<b>Graphics Material:</b>	Painted Letters
<b>Overall Height:</b>	
<b>Face Height:</b>	12"
<b>Face Width:</b>	18"
<b>Square Feet:</b>	
<b>Illuminated:</b>	Non Illuminated
<b>Electrical:</b>	No Power Required
<b>Wall Material:</b>	
<b>Sign Comment:</b>	silkscreened graphics on pole sign

### Proposed

<b>Sign Number:</b>	016	<b>Overall Height:</b>	1'-5"
<b>Sign Type:</b>	REG-W2-NS	<b>Overall Width:</b>	1'-0"
<b>Description:</b>	Small Wall Mounted Regulatory Sign - No Smoking	<b>Logo Height:</b>	
<b>Action:</b>	Remove and Replace	<b>Letter Height:</b>	
<b>Message A:</b>		<b>Illuminated:</b>	N
<b>Message B:</b>			
<b>Comments:</b>	Reuse pole. Pole appears to be in good condition.		
<b>Restoration Notes:</b>	Verify copy w/ hospital prior to fabrication. Fabricator to verify if secondary copy is required on sign face (i.e. legal, towing, city ordinances or code information). See control documents for product specification and master agreement for removal & installation requirements.		

SignChart® and Recommendation Book Legal Disclaimer: Certain information and Content in SignChart® is prepared as the result of a Design Services Agreement between Monigle Associates and their clients. The information and Content are part of an original and unpublished design by Monigle Associates. The concepts, detailing, and information shall not be reproduced, copied, or utilized except for the specific project and client for which they were created, without previous authorization from Monigle Associates and their clients. The information is for design intent only and shall be used only as a guide to produce the finished sizes, appearances, and functions. Nothing contained within the information or Content provided by Monigle Associates shall be construed as a design for any engineered element. The Sign Vendor shall be responsible for all structural, electrical, mechanical, and foundation engineering and to meet or exceed all local, state, national, ADA or other applicable codes. The information, Content and support documentation was not produced under an architectural services agreement. Sign Vendor is to perform a technical audit of all site conditions to ensure that the sign or element being proposed can be permitted, approved by the landlord if applicable and will work/fit in the intended location. Sign Vendor is to verify all dimensions, fit, electrical, servicing, mounting conditions, codes and any other necessary requirements prior to sign or element fabrication. Using the technical audit information, and prior to manufacturing any new sign, sign vendor shall confirm that the visual representation (photo morph or sign rendering) of the proposed new sign will fit and appear as shown in the visual representation. The sign types, descriptions and dimensions for new signs noted in SignChart are for a general guide only (largely for initial design approval, pricing and planning purposes) and are not intended as final build sizes unless the sign vendor has confirmed the fit will generally match the provided visual representation. If the installed sign does not fit as shown in the visual representation the sign vendor will be responsible for replacing the sign at their cost. © 1999 - 2018 MONIGLE ASSOCIATES INC., ALL RIGHTS RESERVED - SIGNCHART IS A REGISTERED TRADEMARK.



Site Number: 000048

Site Name: Fore River Hospital  
 Address: 175 Fore River Parkway  
 City/State: Portland, ME 4102

Recommendation Completed: 2018-06-13

Approved:

Date Print: 07/25/2018

### Existing Photo



### Proposed Photo



REG-W2-NS  
 12"x17"

### Existing

<b>Sign Number:</b>	017
<b>Existing Sign Type:</b>	Smoke Free
<b>Face Material:</b>	Metal
<b>Graphics Material:</b>	Vinyl
<b>Overall Height:</b>	
<b>Face Height:</b>	12"
<b>Face Width:</b>	18"
<b>Square Feet:</b>	
<b>Illuminated:</b>	Non Illuminated
<b>Electrical:</b>	No Power Required
<b>Wall Material:</b>	
<b>Sign Comment:</b>	silkscreened graphics on pole sign

### Proposed

<b>Sign Number:</b>	017	<b>Overall Height:</b>	1'-5"
<b>Sign Type:</b>	REG-W2-NS	<b>Overall Width:</b>	1'-0"
<b>Description:</b>	Small Wall Mounted Regulatory Sign - No Smoking	<b>Logo Height:</b>	
<b>Action:</b>	Remove and Replace	<b>Letter Height:</b>	
<b>Message A:</b>		<b>Illuminated:</b>	N
<b>Message B:</b>			
<b>Comments:</b>	Reuse pole. Pole appears to be in good condition		
<b>Restoration Notes:</b>	Patch and repair existing wall surface to like new condition. Repaint to match existing color finish. For brick or stone walls fill holes with matching silicone. Power wash wall if required. Field verify dimensions of space shown in photo morph prior to fabrication to verify if specified sign will fit in area. See control documents for product specification and master agreement for removal & installation requirements.		

SignChart® and Recommendation Book Legal Disclaimer. Certain information and Content in SignChart® is prepared as the result of a Design Services Agreement between Monigle Associates and their clients. The information and Content are part of an original and unpublished design by Monigle Associates. The concepts, detailing, and information shall not be reproduced, copied, or utilized except for the specific project and client for which they were created, without previous authorization from Monigle Associates and their clients. The information is for design intent only and shall be used only as a guide to produce the finished sizes, appearances, and functions. Nothing contained within the information or Content provided by Monigle Associates shall be construed as a design for any engineered element. The Sign Vendor shall be responsible for all structural, electrical, mechanical, and foundation engineering and to meet or exceed all local, state, national, ADA or other applicable codes. The information, Content and support documentation was not produced under an architectural services agreement. Sign Vendor is to perform a technical audit of all site conditions to ensure that the sign or element being proposed can be permitted, approved by the landlord if applicable and will work/fit in the intended location. Sign Vendor is to verify all dimensions, fit, electrical, servicing, mounting conditions, codes and any other necessary requirements prior to sign or element fabrication. Using the technical audit information, and prior to manufacturing any new sign, sign vendor shall confirm that the visual representation (photo morph or sign rendering) of the proposed new sign will fit and appear as shown in the visual representation. The sign types, descriptions and dimensions for new signs noted in SignChart are for a general guide only (largely for initial design approval, pricing and planning purposes) and are not intended as final build sizes unless the sign vendor has confirmed the fit will generally match the provided visual representation. If the installed sign does not fit as shown in the visual representation the sign vendor will be responsible for replacing the sign at their cost. © 1999 - 2018 MONIGLE ASSOCIATES INC., ALL RIGHTS RESERVED - SIGNCHART IS A REGISTERED TRADEMARK.





Site Number: 000048

Site Name: Fore River Hospital  
 Address: 175 Fore River Parkway  
 City/State: Portland, ME 4102

Recommendation Completed: 2018-06-13

Approved:

Date Print: 07/25/2018

### Existing Photo



### Proposed Photo



### Existing

<b>Sign Number:</b>	018
<b>Existing Sign Type:</b>	Smoke Free
<b>Face Material:</b>	Metal
<b>Graphics Material:</b>	Painted Letters
<b>Overall Height:</b>	
<b>Face Height:</b>	12"
<b>Face Width:</b>	18"
<b>Square Feet:</b>	
<b>Illuminated:</b>	Non Illuminated
<b>Electrical:</b>	No Power Required
<b>Wall Material:</b>	
<b>Sign Comment:</b>	silkscreened graphics on pole sign

### Proposed

<b>Sign Number:</b>	018	<b>Overall Height:</b>	1'-5"
<b>Sign Type:</b>	REG-W2-NS	<b>Overall Width:</b>	1'-0"
<b>Description:</b>	Small Wall Mounted Regulatory Sign - No Smoking	<b>Logo Height:</b>	
<b>Action:</b>	Remove and Replace	<b>Letter Height:</b>	
<b>Message A:</b>		<b>Illuminated:</b>	N
<b>Message B:</b>			
<b>Comments:</b>	Reuse pole. Pole appears to be in good condition		
<b>Restoration Notes:</b>	Patch and repair existing wall surface to like new condition. Repaint to match existing color finish. For brick or stone walls fill holes with matching silicone. Power wash wall if required. Field verify dimensions of space shown in photo morph prior to fabrication to verify if specified sign will fit in area. See control documents for product specification and master agreement for removal & installation requirements.		

SignChart® and Recommendation Book Legal Disclaimer. Certain information and Content in SignChart® is prepared as the result of a Design Services Agreement between Monigle Associates and their clients. The information and Content are part of an original and unpublished design by Monigle Associates. The concepts, detailing, and information shall not be reproduced, copied, or utilized except for the specific project and client for which they were created, without previous authorization from Monigle Associates and their clients. The information is for design intent only and shall be used only as a guide to produce the finished sizes, appearances, and functions. Nothing contained within the information or Content provided by Monigle Associates shall be construed as a design for any engineered element. The Sign Vendor shall be responsible for all structural, electrical, mechanical, and foundation engineering and to meet or exceed all local, state, national, ADA or other applicable codes. The information, Content and support documentation was not produced under an architectural services agreement. Sign Vendor is to perform a technical audit of all site conditions to ensure that the sign or element being proposed can be permitted, approved by the landlord if applicable and will work/fit in the intended location. Sign Vendor is to verify all dimensions, fit, electrical, servicing, mounting conditions, codes and any other necessary requirements prior to sign or element fabrication. Using the technical audit information, and prior to manufacturing any new sign, sign vendor shall confirm that the visual representation (photo morph or sign rendering) of the proposed new sign will fit and appear as shown in the visual representation. The sign types, descriptions and dimensions for new signs noted in SignChart are for a general guide only (largely for initial design approval, pricing and planning purposes) and are not intended as final build sizes unless the sign vendor has confirmed the fit will generally match the provided visual representation. If the installed sign does not fit as shown in the visual representation the sign vendor will be responsible for replacing the sign at their cost. © 1999 - 2018 MONIGLE ASSOCIATES INC., ALL RIGHTS RESERVED - SIGNCHART IS A REGISTERED TRADEMARK.



Site Number: 000048

Site Name: Fore River Hospital  
 Address: 175 Fore River Parkway  
 City/State: Portland, ME 4102

Recommendation Completed: 2018-06-13  
 Approved:  
 Date Print: 07/25/2018

**Existing Photo**



**Proposed Photo**



**Existing**

**Sign Number:** 019  
**Existing Sign Type:** Vinyls  
**Face Material:** Glass  
**Graphics Material:** Vinyl  
**Overall Height:**  
**Face Height:**  
**Face Width:**  
**Square Feet:**  
**Illuminated:**  
**Electrical:**  
**Wall Material:**  
**Sign Comment:**

**Proposed**

**Sign Number:** 019  
**Sign Type:** Leave  
**Description:** Leave  
**Action:** Leave  
**Message A:**  
**Message B:**  
**Comments:** This entry is into the Medical Office Building and the building is not owned by EMHS. Landlord will not allow Northern Light Health branding on the exterior and only at the individual suites.  
**Restoration Notes:**

**Overall Height:**  
**Overall Width:**  
**Logo Height:**  
**Letter Height:**  
**Illuminated:**

SignChart® and Recommendation Book Legal Disclaimer. Certain information and Content in SignChart® is prepared as the result of a Design Services Agreement between Monigle Associates and their clients. The information and Content are part of an original and unpublished design by Monigle Associates. The concepts, detailing, and information shall not be reproduced, copied, or utilized except for the specific project and client for which they were created, without previous authorization from Monigle Associates and their clients. The information is for design intent only and shall be used only as a guide to produce the finished sizes, appearances, and functions. Nothing contained within the information or Content provided by Monigle Associates shall be construed as a design for any engineered element. The Sign Vendor shall be responsible for all structural, electrical, mechanical, and foundation engineering and to meet or exceed all local, state, national, ADA or other applicable codes. The information, Content and support documentation was not produced under an architectural services agreement. Sign Vendor is to perform a technical audit of all site conditions to ensure that the sign or element being proposed can be permitted, approved by the landlord if applicable and will work/fit in the intended location. Sign Vendor is to verify all dimensions, fit, electrical, servicing, mounting conditions, codes and any other necessary requirements prior to sign or element fabrication. Using the technical audit information, and prior to manufacturing any new sign, sign vendor shall confirm that the visual representation (photo morph or sign rendering) of the proposed new sign will fit and appear as shown in the visual representation. The sign types, descriptions and dimensions for new signs noted in SignChart are for a general guide only (largely for initial design approval, pricing and planning purposes) and are not intended as final build sizes unless the sign vendor has confirmed the fit will generally match the provided visual representation. If the installed sign does not fit as shown in the visual representation the sign vendor will be responsible for replacing the sign at their cost. © 1999 - 2018 MONIGLE ASSOCIATES INC., ALL RIGHTS RESERVED - SIGNCHART IS A REGISTERED TRADEMARK.







Site Number: 000048

Site Name: Fore River Hospital  
 Address: 175 Fore River Parkway  
 City/State: Portland, ME 4102

Recommendation Completed: 2018-06-13  
 Approved:  
 Date Print: 07/25/2018

**Existing Photo**



**Proposed Photo**



**Existing**

**Sign Number:** 020  
**Existing Sign Type:** Vinyls  
**Face Material:** Glass  
**Graphics Material:** Vinyl  
**Overall Height:**  
**Face Height:**  
**Face Width:**  
**Square Feet:**  
**Illuminated:**  
**Electrical:**  
**Wall Material:**  
**Sign Comment:**

**Proposed**

**Sign Number:** 020  
**Sign Type:** Leave  
**Description:** Leave  
**Action:** Leave  
**Message A:**  
**Message B:**  
**Comments:** This entry is into the Medical Office Building and the building is not owned by EMHS. Landlord will not allow Northern Light Health branding on the exterior and only at the individual suites.  
**Restoration Notes:**

**Overall Height:**  
**Overall Width:**  
**Logo Height:**  
**Letter Height:**  
**Illuminated:**

SignChart® and Recommendation Book Legal Disclaimer. Certain information and Content in SignChart® is prepared as the result of a Design Services Agreement between Monigle Associates and their clients. The information and Content are part of an original and unpublished design by Monigle Associates. The concepts, detailing, and information shall not be reproduced, copied, or utilized except for the specific project and client for which they were created, without previous authorization from Monigle Associates and their clients. The information is for design intent only and shall be used only as a guide to produce the finished sizes, appearances, and functions. Nothing contained within the information or Content provided by Monigle Associates shall be construed as a design for any engineered element. The Sign Vendor shall be responsible for all structural, electrical, mechanical, and foundation engineering and to meet or exceed all local, state, national, ADA or other applicable codes. The information, Content and support documentation was not produced under an architectural services agreement. Sign Vendor is to perform a technical audit of all site conditions to ensure that the sign or element being proposed can be permitted, approved by the landlord if applicable and will work/fit in the intended location. Sign Vendor is to verify all dimensions, fit, electrical, servicing, mounting conditions, codes and any other necessary requirements prior to sign or element fabrication. Using the technical audit information, and prior to manufacturing any new sign, sign vendor shall confirm that the visual representation (photo morph or sign rendering) of the proposed new sign will fit and appear as shown in the visual representation. The sign types, descriptions and dimensions for new signs noted in SignChart are for a general guide only (largely for initial design approval, pricing and planning purposes) and are not intended as final build sizes unless the sign vendor has confirmed the fit will generally match the provided visual representation. If the installed sign does not fit as shown in the visual representation the sign vendor will be responsible for replacing the sign at their cost. © 1999 - 2018 MONIGLE ASSOCIATES INC., ALL RIGHTS RESERVED - SIGNCHART IS A REGISTERED TRADEMARK.





Site Number: 000048

Site Name: Fore River Hospital  
 Address: 175 Fore River Parkway  
 City/State: Portland, ME 4102

Recommendation Completed: 2018-06-13

Approved:

Date Print: 07/25/2018

### Existing Photo



### Proposed Photo



### Existing

<b>Sign Number:</b>	021
<b>Existing Sign Type:</b>	Smoke Free
<b>Face Material:</b>	Metal
<b>Graphics Material:</b>	Painted Letters
<b>Overall Height:</b>	
<b>Face Height:</b>	12"
<b>Face Width:</b>	18"
<b>Square Feet:</b>	
<b>Illuminated:</b>	Non Illuminated
<b>Electrical:</b>	No Power Required
<b>Wall Material:</b>	
<b>Sign Comment:</b>	silkscreened graphics on pole sign

### Proposed

<b>Sign Number:</b>	021	<b>Overall Height:</b>	1'-5"
<b>Sign Type:</b>	REG-W2-NS	<b>Overall Width:</b>	1'-0"
<b>Description:</b>	Small Wall Mounted Regulatory Sign - No Smoking	<b>Logo Height:</b>	
<b>Action:</b>	Remove and Replace	<b>Letter Height:</b>	
<b>Message A:</b>		<b>Illuminated:</b>	N
<b>Message B:</b>			
<b>Comments:</b>	Client to verify copy and hours prior to approval.		
<b>Restoration Notes:</b>	Patch and repair existing wall surface to like new condition. Repaint to match existing color finish. For brick or stone walls fill holes with matching silicone. Power wash wall if required. Field verify dimensions of space shown in photo morph prior to fabrication to verify if specified sign will fit in area. See control documents for product specification and master agreement for removal		

SignChart® and Recommendation Book Legal Disclaimer. Certain information and Content in SignChart® is prepared as the result of a Design Services Agreement between Monigle Associates and their clients. The information and Content are part of an original and unpublished design by Monigle Associates. The concepts, detailing, and information shall not be reproduced, copied, or utilized except for the specific project and client for which they were created, without previous authorization from Monigle Associates and their clients. The information is for design intent only and shall be used only as a guide to produce the finished sizes, appearances, and functions. Nothing contained within the information or Content provided by Monigle Associates shall be construed as a design for any engineered element. The Sign Vendor shall be responsible for all structural, electrical, mechanical, and foundation engineering and to meet or exceed all local, state, national, ADA or other applicable codes. The information, Content and support documentation was not produced under an architectural services agreement. Sign Vendor is to perform a technical audit of all site conditions to ensure that the sign or element being proposed can be permitted, approved by the landlord if applicable and will work/fit in the intended location. Sign Vendor is to verify all dimensions, fit, electrical, servicing, mounting conditions, codes and any other necessary requirements prior to sign or element fabrication. Using the technical audit information, and prior to manufacturing any new sign, sign vendor shall confirm that the visual representation (photo morph or sign rendering) of the proposed new sign will fit and appear as shown in the visual representation. The sign types, descriptions and dimensions for new signs noted in SignChart are for a general guide only (largely for initial design approval, pricing and planning purposes) and are not intended as final build sizes unless the sign vendor has confirmed the fit will generally match the provided visual representation. If the installed sign does not fit as shown in the visual representation the sign vendor will be responsible for replacing the sign at their cost. © 1999 - 2018 MONIGLE ASSOCIATES INC., ALL RIGHTS RESERVED - SIGNCHART IS A REGISTERED TRADEMARK.



Site Number: 000048

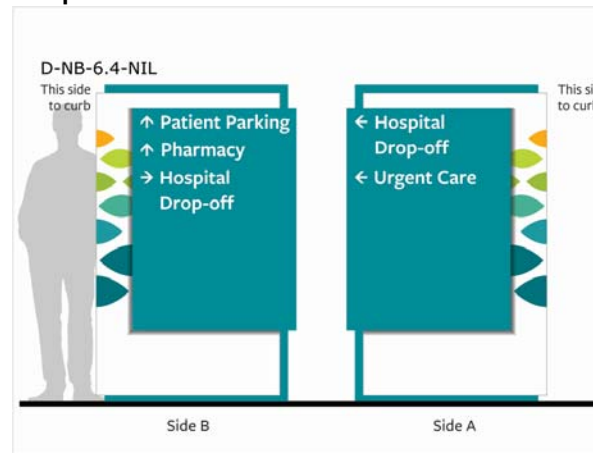
Site Name: Fore River Hospital  
 Address: 175 Fore River Parkway  
 City/State: Portland, ME 4102

Recommendation Completed: 2018-06-13  
 Approved:  
 Date Print: 07/25/2018

**Existing Photo**



**Proposed Photo**



**Existing**

<b>Sign Number:</b>	022
<b>Existing Sign Type:</b>	Directional Sign
<b>Face Material:</b>	Metal
<b>Graphics Material:</b>	Vinyl
<b>Overall Height:</b>	80"
<b>Face Height:</b>	39.5"
<b>Face Width:</b>	32.5"
<b>Square Feet:</b>	
<b>Illuminated:</b>	Non Illuminated
<b>Electrical:</b>	No Power Required
<b>Wall Material:</b>	
<b>Sign Comment:</b>	32.5"x39.5" faded signface w reflected vinyl on 80"h x 9"w 2.25" deep support pole. Shield symbol is 6"w x 7.5" h vinyl only. Double face.

**Proposed**

<b>Sign Number:</b>	022	<b>Overall Height:</b>	6'-4"
<b>Sign Type:</b>	D-NB-6.4-NIL	<b>Overall Width:</b>	4'-0"
<b>Description:</b>	6'-4" Non-Branded Non-Illuminated Directional	<b>Logo Height:</b>	n/a
<b>Action:</b>	Remove and Replace	<b>Letter Height:</b>	3"
<b>Message A:</b>		<b>Illuminated:</b>	N
<b>Message B:</b>			
<b>Comments:</b>	Verify copy and arrows directions w/ hospital prior to fabrication.		
<b>Restoration Notes:</b>	Perform utility locates and verify setbacks prior to fabrication / installation. Restore ground material to base of new sign. See control documents for product specification and master agreement for removal & installation requirements.		

SignChart® and Recommendation Book Legal Disclaimer. Certain information and Content in SignChart® is prepared as the result of a Design Services Agreement between Monigle Associates and their clients. The information and Content are part of an original and unpublished design by Monigle Associates. The concepts, detailing, and information shall not be reproduced, copied, or utilized except for the specific project and client for which they were created, without previous authorization from Monigle Associates and their clients. The information is for design intent only and shall be used only as a guide to produce the finished sizes, appearances, and functions. Nothing contained within the information or Content provided by Monigle Associates shall be construed as a design for any engineered element. The Sign Vendor shall be responsible for all structural, electrical, mechanical, and foundation engineering and to meet or exceed all local, state, national, ADA or other applicable codes. The information, Content and support documentation was not produced under an architectural services agreement. Sign Vendor is to perform a technical audit of all site conditions to ensure that the sign or element being proposed can be permitted, approved by the landlord if applicable and will work/fit in the intended location. Sign Vendor is to verify all dimensions, fit, electrical, servicing, mounting conditions, codes and any other necessary requirements prior to sign or element fabrication. Using the technical audit information, and prior to manufacturing any new sign, sign vendor shall confirm that the visual representation (photo morph or sign rendering) of the proposed new sign will fit and appear as shown in the visual representation. The sign types, descriptions and dimensions for new signs noted in SignChart are for a general guide only (largely for initial design approval, pricing and planning purposes) and are not intended as final build sizes unless the sign vendor has confirmed the fit will generally match the provided visual representation. If the installed sign does not fit as shown in the visual representation the sign vendor will be responsible for replacing the sign at their cost. © 1999 - 2018 MONIGLE ASSOCIATES INC., ALL RIGHTS RESERVED - SIGNCHART IS A REGISTERED TRADEMARK.





Site Number: 000048

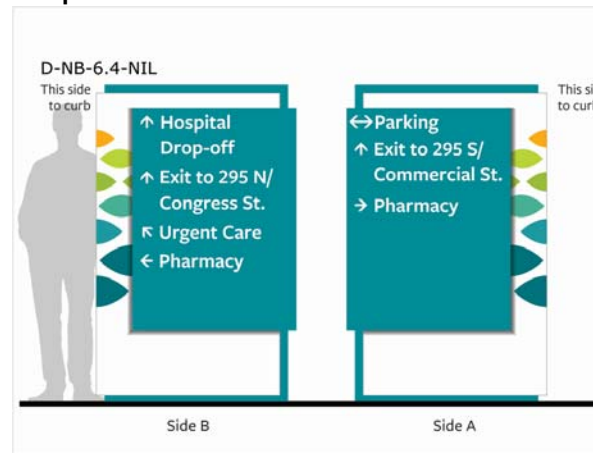
Site Name: Fore River Hospital  
 Address: 175 Fore River Parkway  
 City/State: Portland, ME 4102

Recommendation Completed: 2018-06-13  
 Approved:  
 Date Print: 07/25/2018

**Existing Photo**



**Proposed Photo**



**Existing**

<b>Sign Number:</b>	023
<b>Existing Sign Type:</b>	Directional Sign
<b>Face Material:</b>	Metal
<b>Graphics Material:</b>	Vinyl
<b>Overall Height:</b>	108"
<b>Face Height:</b>	63.5"
<b>Face Width:</b>	51.5"
<b>Square Feet:</b>	
<b>Illuminated:</b>	Non Illuminated
<b>Electrical:</b>	No Power Required
<b>Wall Material:</b>	
<b>Sign Comment:</b>	63.5"x51.5" faded signface w reflected vinyl on 80"h x 9"w 2.25" deep support pole. Shield symbol is 6"w x 7.5" h vinyl only. Double face.

**Proposed**

<b>Sign Number:</b>	023	<b>Overall Height:</b>	6'-4"
<b>Sign Type:</b>	D-NB-6.4-NIL	<b>Overall Width:</b>	4'-0"
<b>Description:</b>	6'-4" Non-Branded Non-Illuminated Directional	<b>Logo Height:</b>	n/a
<b>Action:</b>	Remove and Replace	<b>Letter Height:</b>	3"
<b>Message A:</b>		<b>Illuminated:</b>	N
<b>Message B:</b>			
<b>Comments:</b>	Verify copy and arrows directions w/ hospital prior to fabrication.		
<b>Restoration Notes:</b>	Perform utility locates and verify setbacks prior to fabrication / installation. Restore ground material to base of new sign. See control documents for product specification and master agreement for removal & installation requirements.		

SignChart® and Recommendation Book Legal Disclaimer. Certain information and Content in SignChart® is prepared as the result of a Design Services Agreement between Monigle Associates and their clients. The information and Content are part of an original and unpublished design by Monigle Associates. The concepts, detailing, and information shall not be reproduced, copied, or utilized except for the specific project and client for which they were created, without previous authorization from Monigle Associates and their clients. The information is for design intent only and shall be used only as a guide to produce the finished sizes, appearances, and functions. Nothing contained within the information or Content provided by Monigle Associates shall be construed as a design for any engineered element. The Sign Vendor shall be responsible for all structural, electrical, mechanical, and foundation engineering and to meet or exceed all local, state, national, ADA or other applicable codes. The information, Content and support documentation was not produced under an architectural services agreement. Sign Vendor is to perform a technical audit of all site conditions to ensure that the sign or element being proposed can be permitted, approved by the landlord if applicable and will work/fit in the intended location. Sign Vendor is to verify all dimensions, fit, electrical, servicing, mounting conditions, codes and any other necessary requirements prior to sign or element fabrication. Using the technical audit information, and prior to manufacturing any new sign, sign vendor shall confirm that the visual representation (photo morph or sign rendering) of the proposed new sign will fit and appear as shown in the visual representation. The sign types, descriptions and dimensions for new signs noted in SignChart are for a general guide only (largely for initial design approval, pricing and planning purposes) and are not intended as final build sizes unless the sign vendor has confirmed the fit will generally match the provided visual representation. If the installed sign does not fit as shown in the visual representation the sign vendor will be responsible for replacing the sign at their cost. © 1999 - 2018 MONIGLE ASSOCIATES INC., ALL RIGHTS RESERVED - SIGNCHART IS A REGISTERED TRADEMARK.





Site Number: 000048

Site Name: Fore River Hospital  
 Address: 175 Fore River Parkway  
 City/State: Portland, ME 4102

Recommendation Completed: 2018-06-13  
 Approved:  
 Date Print: 07/25/2018

**Existing Photo**



**Proposed Photo**



**Existing**

<b>Sign Number:</b>	024
<b>Existing Sign Type:</b>	Smoke Free
<b>Face Material:</b>	Metal
<b>Graphics Material:</b>	Painted Letters
<b>Overall Height:</b>	
<b>Face Height:</b>	12"
<b>Face Width:</b>	18"
<b>Square Feet:</b>	
<b>Illuminated:</b>	Non Illuminated
<b>Electrical:</b>	No Power Required
<b>Wall Material:</b>	
<b>Sign Comment:</b>	silkscreened graphics on pole sign

**Proposed**

<b>Sign Number:</b>	024	<b>Overall Height:</b>	1'-5"
<b>Sign Type:</b>	REG-W2-NS	<b>Overall Width:</b>	1'-0"
<b>Description:</b>	Small Wall Mounted Regulatory Sign - No Smoking	<b>Logo Height:</b>	
<b>Action:</b>	Remove and Replace	<b>Letter Height:</b>	
<b>Message A:</b>		<b>Illuminated:</b>	N
<b>Message B:</b>			
<b>Comments:</b>	Reuse pole. Pole appears to be in good condition		
<b>Restoration Notes:</b>	Verify copy w/ hospital prior to fabrication. Fabricator to verify if secondary copy is required on sign face (i.e. legal, towing, city ordinances or code information). See control documents for product specification and master agreement for removal & installation requirements.		

SignChart® and Recommendation Book Legal Disclaimer. Certain information and Content in SignChart® is prepared as the result of a Design Services Agreement between Monigle Associates and their clients. The information and Content are part of an original and unpublished design by Monigle Associates. The concepts, detailing, and information shall not be reproduced, copied, or utilized except for the specific project and client for which they were created, without previous authorization from Monigle Associates and their clients. The information is for design intent only and shall be used only as a guide to produce the finished sizes, appearances, and functions. Nothing contained within the information or Content provided by Monigle Associates shall be construed as a design for any engineered element. The Sign Vendor shall be responsible for all structural, electrical, mechanical, and foundation engineering and to meet or exceed all local, state, national, ADA or other applicable codes. The information, Content and support documentation was not produced under an architectural services agreement. Sign Vendor is to perform a technical audit of all site conditions to ensure that the sign or element being proposed can be permitted, approved by the landlord if applicable and will work/fit in the intended location. Sign Vendor is to verify all dimensions, fit, electrical, servicing, mounting conditions, codes and any other necessary requirements prior to sign or element fabrication. Using the technical audit information, and prior to manufacturing any new sign, sign vendor shall confirm that the visual representation (photo morph or sign rendering) of the proposed new sign will fit and appear as shown in the visual representation. The sign types, descriptions and dimensions for new signs noted in SignChart are for a general guide only (largely for initial design approval, pricing and planning purposes) and are not intended as final build sizes unless the sign vendor has confirmed the fit will generally match the provided visual representation. If the installed sign does not fit as shown in the visual representation the sign vendor will be responsible for replacing the sign at their cost. © 1999 - 2018 MONIGLE ASSOCIATES INC., ALL RIGHTS RESERVED - SIGNCHART IS A REGISTERED TRADEMARK.







Site Number: 000048

Site Name: Fore River Hospital  
 Address: 175 Fore River Parkway  
 City/State: Portland, ME 4102

Recommendation Completed: 2018-06-13  
 Approved:  
 Date Print: 07/25/2018

**Existing Photo**



**Proposed Photo**



**Existing**

<b>Sign Number:</b>	025
<b>Existing Sign Type:</b>	Directional Sign
<b>Face Material:</b>	Metal
<b>Graphics Material:</b>	Vinyl
<b>Overall Height:</b>	108"
<b>Face Height:</b>	63.5"
<b>Face Width:</b>	51.5"
<b>Square Feet:</b>	
<b>Illuminated:</b>	Non Illuminated
<b>Electrical:</b>	No Power Required
<b>Wall Material:</b>	
<b>Sign Comment:</b>	63.5"x51.5" faded signface w reflected vinyl on 80"h x 9"w 2.25" deep support pole. Shield symbol is 6"w x 7.5" h vinyl only. Double face.

**Proposed**

<b>Sign Number:</b>	025	<b>Overall Height:</b>	10'
<b>Sign Type:</b>	Custom	<b>Overall Width:</b>	5'
<b>Description:</b>	Custom Non-illuminated 10' Pylon	<b>Logo Height:</b>	
<b>Action:</b>	Remove and Replace	<b>Letter Height:</b>	3.125"
<b>Message A:</b>		<b>Illuminated:</b>	N
<b>Message B:</b>			
<b>Comments:</b>	Verify copy and arrows directions w/ hospital prior to fabrication.		
<b>Restoration Notes:</b>	Perform utility locates and verify setbacks prior to fabrication / installation. New electrical work required. Field verify available circuits and access prior to fabrication. Restore ground material to base of new sign. See control documents for product specification and master agreement for removal & installation requirements.		

SignChart® and Recommendation Book Legal Disclaimer. Certain information and Content in SignChart® is prepared as the result of a Design Services Agreement between Monigle Associates and their clients. The information and Content are part of an original and unpublished design by Monigle Associates. The concepts, detailing, and information shall not be reproduced, copied, or utilized except for the specific project and client for which they were created, without previous authorization from Monigle Associates and their clients. The information is for design intent only and shall be used only as a guide to produce the finished sizes, appearances, and functions. Nothing contained within the information or Content provided by Monigle Associates shall be construed as a design for any engineered element. The Sign Vendor shall be responsible for all structural, electrical, mechanical, and foundation engineering and to meet or exceed all local, state, national, ADA or other applicable codes. The information, Content and support documentation was not produced under an architectural services agreement. Sign Vendor is to perform a technical audit of all site conditions to ensure that the sign or element being proposed can be permitted, approved by the landlord if applicable and will work/fit in the intended location. Sign Vendor is to verify all dimensions, fit, electrical, servicing, mounting conditions, codes and any other necessary requirements prior to sign or element fabrication. Using the technical audit information, and prior to manufacturing any new sign, sign vendor shall confirm that the visual representation (photo morph or sign rendering) of the proposed new sign will fit and appear as shown in the visual representation. The sign types, descriptions and dimensions for new signs noted in SignChart are for a general guide only (largely for initial design approval, pricing and planning purposes) and are not intended as final build sizes unless the sign vendor has confirmed the fit will generally match the provided visual representation. If the installed sign does not fit as shown in the visual representation the sign vendor will be responsible for replacing the sign at their cost. © 1999 - 2018 MONIGLE ASSOCIATES INC., ALL RIGHTS RESERVED - SIGNCHART IS A REGISTERED TRADEMARK.





Site Number: 000048

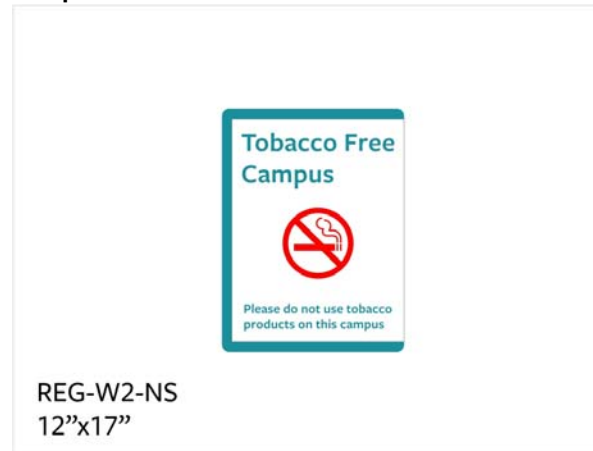
Site Name: Fore River Hospital  
 Address: 175 Fore River Parkway  
 City/State: Portland, ME 4102

Recommendation Completed: 2018-06-13  
 Approved:  
 Date Print: 07/25/2018

**Existing Photo**



**Proposed Photo**



**Existing**

<b>Sign Number:</b>	026
<b>Existing Sign Type:</b>	Smoke Free
<b>Face Material:</b>	Metal
<b>Graphics Material:</b>	Painted Letters
<b>Overall Height:</b>	
<b>Face Height:</b>	12"
<b>Face Width:</b>	18"
<b>Square Feet:</b>	
<b>Illuminated:</b>	Non Illuminated
<b>Electrical:</b>	No Power Required
<b>Wall Material:</b>	
<b>Sign Comment:</b>	silkscreened graphics on pole sign

**Proposed**

<b>Sign Number:</b>	026	<b>Overall Height:</b>	1'-5"
<b>Sign Type:</b>	REG-W2-NS	<b>Overall Width:</b>	1'-0"
<b>Description:</b>	Small Wall Mounted Regulatory Sign - No Smoking	<b>Logo Height:</b>	
<b>Action:</b>	Remove and Replace	<b>Letter Height:</b>	
<b>Message A:</b>		<b>Illuminated:</b>	N
<b>Message B:</b>			
<b>Comments:</b>	Reuse pole. Pole appears to be in good condition.		
<b>Restoration Notes:</b>	. Verify copy w/ hospital prior to fabrication. Fabricator to verify if secondary copy is required on sign face (i.e. legal, towing, city ordinances or code information). See control documents for product specification and master agreement for removal & installation requirements.		

SignChart® and Recommendation Book Legal Disclaimer. Certain information and Content in SignChart® is prepared as the result of a Design Services Agreement between Monigle Associates and their clients. The information and Content are part of an original and unpublished design by Monigle Associates. The concepts, detailing, and information shall not be reproduced, copied, or utilized except for the specific project and client for which they were created, without previous authorization from Monigle Associates and their clients. The information is for design intent only and shall be used only as a guide to produce the finished sizes, appearances, and functions. Nothing contained within the information or Content provided by Monigle Associates shall be construed as a design for any engineered element. The Sign Vendor shall be responsible for all structural, electrical, mechanical, and foundation engineering and to meet or exceed all local, state, national, ADA or other applicable codes. The information, Content and support documentation was not produced under an architectural services agreement. Sign Vendor is to perform a technical audit of all site conditions to ensure that the sign or element being proposed can be permitted, approved by the landlord if applicable and will work/fit in the intended location. Sign Vendor is to verify all dimensions, fit, electrical, servicing, mounting conditions, codes and any other necessary requirements prior to sign or element fabrication. Using the technical audit information, and prior to manufacturing any new sign, sign vendor shall confirm that the visual representation (photo morph or sign rendering) of the proposed new sign will fit and appear as shown in the visual representation. The sign types, descriptions and dimensions for new signs noted in SignChart are for a general guide only (largely for initial design approval, pricing and planning purposes) and are not intended as final build sizes unless the sign vendor has confirmed the fit will generally match the provided visual representation. If the installed sign does not fit as shown in the visual representation the sign vendor will be responsible for replacing the sign at their cost. © 1999 - 2018 MONIGLE ASSOCIATES INC., ALL RIGHTS RESERVED - SIGNCHART IS A REGISTERED TRADEMARK.







Site Number: 000048

Site Name: Fore River Hospital  
 Address: 175 Fore River Parkway  
 City/State: Portland, ME 4102

Recommendation Completed: 2018-06-13

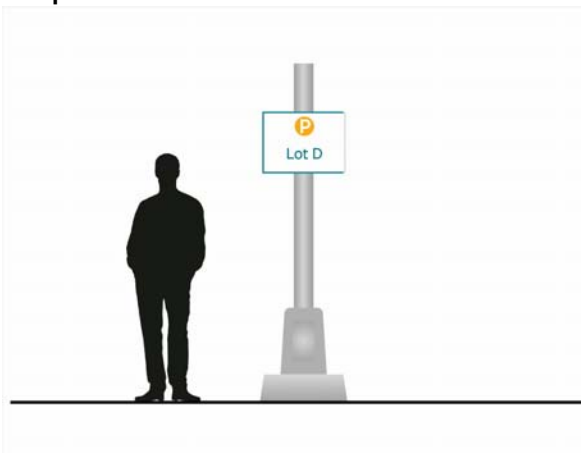
Approved:

Date Print: 07/25/2018

## Existing Photo



## Proposed Photo



## Existing

Sign Number:	027
Existing Sign Type:	
Face Material:	Metal
Graphics Material:	Vinyl
Overall Height:	
Face Height:	36"
Face Width:	32"
Square Feet:	
Illuminated:	Non Illuminated
Electrical:	No Power Required
Wall Material:	
Sign Comment:	Break formed at ends. Attached to pole with worm drive straps -8 ft to bottom of sign

## Proposed

Sign Number:	027	Overall Height:	1'-6"
Sign Type:	PL-1	Overall Width:	2'-0"
Description:	Parking Lot Sign	Logo Height:	
Action:	Remove and Replace	Letter Height:	
Message A:		Illuminated:	N
Message B:			
Comments:	Verify copy w/ hospital prior to fabrication.		
Restoration Notes:	. Verify copy w/ hospital prior to fabrication. Fabricator to verify if secondary copy is required on sign face (i.e. legal, towing, city ordinances or code information). See control documents for product specification and master agreement for removal & installation requirements.		

SignChart® and Recommendation Book Legal Disclaimer. Certain information and Content in SignChart® is prepared as the result of a Design Services Agreement between Monigle Associates and their clients. The information and Content are part of an original and unpublished design by Monigle Associates. The concepts, detailing, and information shall not be reproduced, copied, or utilized except for the specific project and client for which they were created, without previous authorization from Monigle Associates and their clients. The information is for design intent only and shall be used only as a guide to produce the finished sizes, appearances, and functions. Nothing contained within the information or Content provided by Monigle Associates shall be construed as a design for any engineered element. The Sign Vendor shall be responsible for all structural, electrical, mechanical, and foundation engineering and to meet or exceed all local, state, national, ADA or other applicable codes. The information, Content and support documentation was not produced under an architectural services agreement. Sign Vendor is to perform a technical audit of all site conditions to ensure that the sign or element being proposed can be permitted, approved by the landlord if applicable and will work/fit in the intended location. Sign Vendor is to verify all dimensions, fit, electrical, servicing, mounting conditions, codes and any other necessary requirements prior to sign or element fabrication. Using the technical audit information, and prior to manufacturing any new sign, sign vendor shall confirm that the visual representation (photo morph or sign rendering) of the proposed new sign will fit and appear as shown in the visual representation. The sign types, descriptions and dimensions for new signs noted in SignChart are for a general guide only (largely for initial design approval, pricing and planning purposes) and are not intended as final build sizes unless the sign vendor has confirmed the fit will generally match the provided visual representation. If the installed sign does not fit as shown in the visual representation the sign vendor will be responsible for replacing the sign at their cost. © 1999 - 2018 MONIGLE ASSOCIATES INC., ALL RIGHTS RESERVED - SIGNCHART IS A REGISTERED TRADEMARK.



Site Number: 000048

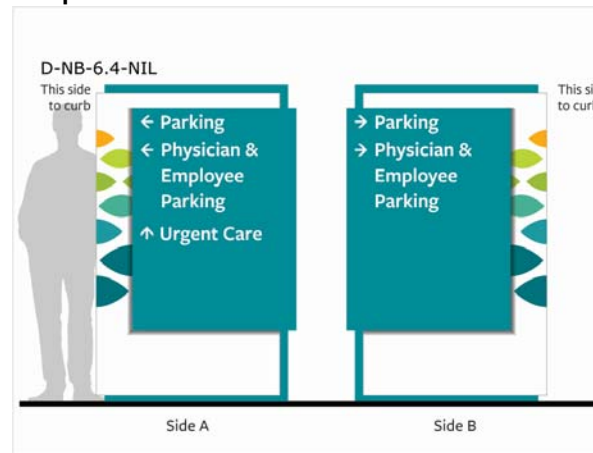
Site Name: Fore River Hospital  
 Address: 175 Fore River Parkway  
 City/State: Portland, ME 4102

Recommendation Completed: 2018-06-13  
 Approved:  
 Date Print: 07/25/2018

**Existing Photo**



**Proposed Photo**



**Existing**

<b>Sign Number:</b>	028
<b>Existing Sign Type:</b>	Directional Sign
<b>Face Material:</b>	Metal
<b>Graphics Material:</b>	Vinyl
<b>Overall Height:</b>	108"
<b>Face Height:</b>	63.5"
<b>Face Width:</b>	51.5"
<b>Square Feet:</b>	
<b>Illuminated:</b>	Non Illuminated
<b>Electrical:</b>	No Power Required
<b>Wall Material:</b>	
<b>Sign Comment:</b>	63.5"x51.5" faded signface w reflected vinyl on 80"h x 9"w 2.25" deep support pole. Shield symbol is 6"w x 7.5" h vinyl only. Double face.

**Proposed**

<b>Sign Number:</b>	028	<b>Overall Height:</b>	6'-4"
<b>Sign Type:</b>	D-NB-6.4-NIL	<b>Overall Width:</b>	4'-0"
<b>Description:</b>	6'-4" Non-Branded Non-Illuminated Directional	<b>Logo Height:</b>	n/a
<b>Action:</b>	Remove and Replace	<b>Letter Height:</b>	3"
<b>Message A:</b>		<b>Illuminated:</b>	N
<b>Message B:</b>			
<b>Comments:</b>	Verify copy and arrows directions w/ hospital prior to fabrication.		
<b>Restoration Notes:</b>	Perform utility locates and verify setbacks prior to fabrication / installation. Restore ground material to base of new sign. See control documents for product specification and master agreement for removal & installation requirements.		

SignChart® and Recommendation Book Legal Disclaimer. Certain information and Content in SignChart® is prepared as the result of a Design Services Agreement between Monigle Associates and their clients. The information and Content are part of an original and unpublished design by Monigle Associates. The concepts, detailing, and information shall not be reproduced, copied, or utilized except for the specific project and client for which they were created, without previous authorization from Monigle Associates and their clients. The information is for design intent only and shall be used only as a guide to produce the finished sizes, appearances, and functions. Nothing contained within the information or Content provided by Monigle Associates shall be construed as a design for any engineered element. The Sign Vendor shall be responsible for all structural, electrical, mechanical, and foundation engineering and to meet or exceed all local, state, national, ADA or other applicable codes. The information, Content and support documentation was not produced under an architectural services agreement. Sign Vendor is to perform a technical audit of all site conditions to ensure that the sign or element being proposed can be permitted, approved by the landlord if applicable and will work/fit in the intended location. Sign Vendor is to verify all dimensions, fit, electrical, servicing, mounting conditions, codes and any other necessary requirements prior to sign or element fabrication. Using the technical audit information, and prior to manufacturing any new sign, sign vendor shall confirm that the visual representation (photo morph or sign rendering) of the proposed new sign will fit and appear as shown in the visual representation. The sign types, descriptions and dimensions for new signs noted in SignChart are for a general guide only (largely for initial design approval, pricing and planning purposes) and are not intended as final build sizes unless the sign vendor has confirmed the fit will generally match the provided visual representation. If the installed sign does not fit as shown in the visual representation the sign vendor will be responsible for replacing the sign at their cost. © 1999 - 2018 MONIGLE ASSOCIATES INC., ALL RIGHTS RESERVED - SIGNCHART IS A REGISTERED TRADEMARK.





Site Number: 000048

Site Name: Fore River Hospital  
 Address: 175 Fore River Parkway  
 City/State: Portland, ME 4102

Recommendation Completed: 2018-06-13  
 Approved:  
 Date Print: 07/25/2018

**Existing Photo**



**Proposed Photo**



**Existing**

<b>Sign Number:</b>	029
<b>Existing Sign Type:</b>	Dimensional Letters
<b>Face Material:</b>	Metal
<b>Graphics Material:</b>	Painted Letters
<b>Overall Height:</b>	
<b>Face Height:</b>	18"
<b>Face Width:</b>	24' /-
<b>Square Feet:</b>	
<b>Illuminated:</b>	Non Illuminated
<b>Electrical:</b>	No Power Required
<b>Wall Material:</b>	
<b>Sign Comment:</b>	18" 'FRMB' height cap height letters. 4.5 brik /- M height

**Proposed**

<b>Sign Number:</b>	029	<b>Overall Height:</b>	
<b>Sign Type:</b>	Leave	<b>Overall Width:</b>	
<b>Description:</b>	Leave Dimensional Wall Letters	<b>Logo Height:</b>	
<b>Action:</b>	Leave	<b>Letter Height:</b>	
<b>Message A:</b>		<b>Illuminated:</b>	
<b>Message B:</b>			
<b>Comments:</b>			
<b>Restoration Notes:</b>			

SignChart® and Recommendation Book Legal Disclaimer. Certain information and Content in SignChart® is prepared as the result of a Design Services Agreement between Monigle Associates and their clients. The information and Content are part of an original and unpublished design by Monigle Associates. The concepts, detailing, and information shall not be reproduced, copied, or utilized except for the specific project and client for which they were created, without previous authorization from Monigle Associates and their clients. The information is for design intent only and shall be used only as a guide to produce the finished sizes, appearances, and functions. Nothing contained within the information or Content provided by Monigle Associates shall be construed as a design for any engineered element. The Sign Vendor shall be responsible for all structural, electrical, mechanical, and foundation engineering and to meet or exceed all local, state, national, ADA or other applicable codes. The information, Content and support documentation was not produced under an architectural services agreement. Sign Vendor is to perform a technical audit of all site conditions to ensure that the sign or element being proposed can be permitted, approved by the landlord if applicable and will work/fit in the intended location. Sign Vendor is to verify all dimensions, fit, electrical, servicing, mounting conditions, codes and any other necessary requirements prior to sign or element fabrication. Using the technical audit information, and prior to manufacturing any new sign, sign vendor shall confirm that the visual representation (photo morph or sign rendering) of the proposed new sign will fit and appear as shown in the visual representation. The sign types, descriptions and dimensions for new signs noted in SignChart are for a general guide only (largely for initial design approval, pricing and planning purposes) and are not intended as final build sizes unless the sign vendor has confirmed the fit will generally match the provided visual representation. If the installed sign does not fit as shown in the visual representation the sign vendor will be responsible for replacing the sign at their cost. © 1999 - 2018 MONIGLE ASSOCIATES INC., ALL RIGHTS RESERVED - SIGNCHART IS A REGISTERED TRADEMARK.





Site Number: 000048

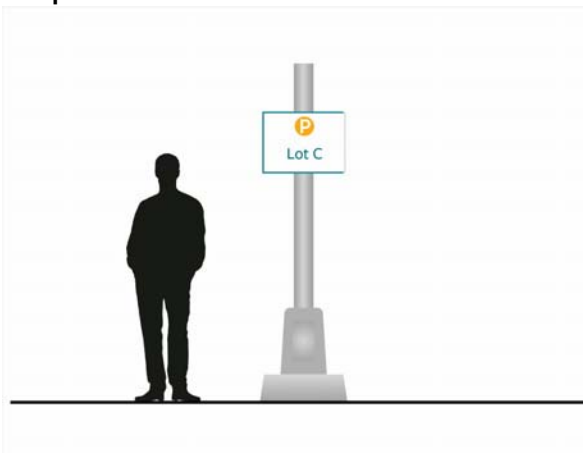
Site Name: Fore River Hospital  
 Address: 175 Fore River Parkway  
 City/State: Portland, ME 4102

Recommendation Completed: 2018-06-13  
 Approved:  
 Date Print: 07/25/2018

**Existing Photo**



**Proposed Photo**



**Existing**

<b>Sign Number:</b>	030
<b>Existing Sign Type:</b>	
<b>Face Material:</b>	Metal
<b>Graphics Material:</b>	Vinyl
<b>Overall Height:</b>	
<b>Face Height:</b>	36"
<b>Face Width:</b>	32"
<b>Square Feet:</b>	
<b>Illuminated:</b>	Non Illuminated
<b>Electrical:</b>	No Power Required
<b>Wall Material:</b>	
<b>Sign Comment:</b>	Break formed at ends. Attached to pole with worm drive straps -10 ft to bottom of sign

**Proposed**

<b>Sign Number:</b>	030	<b>Overall Height:</b>	1'-6"
<b>Sign Type:</b>	PL-1	<b>Overall Width:</b>	2'-0"
<b>Description:</b>	Parking Lot Sign	<b>Logo Height:</b>	
<b>Action:</b>	Remove and Replace	<b>Letter Height:</b>	
<b>Message A:</b>		<b>Illuminated:</b>	N
<b>Message B:</b>			
<b>Comments:</b>	Verify copy w/ hospital prior to fabrication.		
<b>Restoration Notes:</b>	Verify copy w/ hospital prior to fabrication. Fabricator to verify if secondary copy is required on sign face (i.e. legal, towing, city ordinances or code information). See control documents for product specification and master agreement for removal & installation requirements.		

SignChart® and Recommendation Book Legal Disclaimer. Certain information and Content in SignChart® is prepared as the result of a Design Services Agreement between Monigle Associates and their clients. The information and Content are part of an original and unpublished design by Monigle Associates. The concepts, detailing, and information shall not be reproduced, copied, or utilized except for the specific project and client for which they were created, without previous authorization from Monigle Associates and their clients. The information is for design intent only and shall be used only as a guide to produce the finished sizes, appearances, and functions. Nothing contained within the information or Content provided by Monigle Associates shall be construed as a design for any engineered element. The Sign Vendor shall be responsible for all structural, electrical, mechanical, and foundation engineering and to meet or exceed all local, state, national, ADA or other applicable codes. The information, Content and support documentation was not produced under an architectural services agreement. Sign Vendor is to perform a technical audit of all site conditions to ensure that the sign or element being proposed can be permitted, approved by the landlord if applicable and will work/fit in the intended location. Sign Vendor is to verify all dimensions, fit, electrical, servicing, mounting conditions, codes and any other necessary requirements prior to sign or element fabrication. Using the technical audit information, and prior to manufacturing any new sign, sign vendor shall confirm that the visual representation (photo morph or sign rendering) of the proposed new sign will fit and appear as shown in the visual representation. The sign types, descriptions and dimensions for new signs noted in SignChart are for a general guide only (largely for initial design approval, pricing and planning purposes) and are not intended as final build sizes unless the sign vendor has confirmed the fit will generally match the provided visual representation. If the installed sign does not fit as shown in the visual representation the sign vendor will be responsible for replacing the sign at their cost. © 1999 - 2018 MONIGLE ASSOCIATES INC., ALL RIGHTS RESERVED - SIGNCHART IS A REGISTERED TRADEMARK.





Site Number: 000048

Site Name: Fore River Hospital  
 Address: 175 Fore River Parkway  
 City/State: Portland, ME 4102

Recommendation Completed: 2018-06-13  
 Approved:  
 Date Print: 07/25/2018

**Existing Photo**



**Proposed Photo**



**Existing**

<b>Sign Number:</b>	031
<b>Existing Sign Type:</b>	
<b>Face Material:</b>	Metal
<b>Graphics Material:</b>	Vinyl
<b>Overall Height:</b>	
<b>Face Height:</b>	36"
<b>Face Width:</b>	32"
<b>Square Feet:</b>	
<b>Illuminated:</b>	Non Illuminated
<b>Electrical:</b>	No Power Required
<b>Wall Material:</b>	
<b>Sign Comment:</b>	Break formed at ends. Attached to pole with worm drive straps -10 ft to bottom of sign

**Proposed**

<b>Sign Number:</b>	031	<b>Overall Height:</b>	match existing
<b>Sign Type:</b>	Custom	<b>Overall Width:</b>	32"
<b>Description:</b>	Custom Pole Mounted Directional Plaque	<b>Logo Height:</b>	36"
<b>Action:</b>	Remove and Replace	<b>Letter Height:</b>	
<b>Message A:</b>		<b>Illuminated:</b>	N
<b>Message B:</b>			
<b>Comments:</b>	Verify copy and arrows directions w/ hospital prior to fabrication.		
<b>Restoration Notes:</b>	Field verify dimensions of space shown in photo morph prior to fabrication to verify if specified sign will fit in area. See control documents for product specification and master agreement for removal		

SignChart® and Recommendation Book Legal Disclaimer. Certain information and Content in SignChart® is prepared as the result of a Design Services Agreement between Monigle Associates and their clients. The information and Content are part of an original and unpublished design by Monigle Associates. The concepts, detailing, and information shall not be reproduced, copied, or utilized except for the specific project and client for which they were created, without previous authorization from Monigle Associates and their clients. The information is for design intent only and shall be used only as a guide to produce the finished sizes, appearances, and functions. Nothing contained within the information or Content provided by Monigle Associates shall be construed as a design for any engineered element. The Sign Vendor shall be responsible for all structural, electrical, mechanical, and foundation engineering and to meet or exceed all local, state, national, ADA or other applicable codes. The information, Content and support documentation was not produced under an architectural services agreement. Sign Vendor is to perform a technical audit of all site conditions to ensure that the sign or element being proposed can be permitted, approved by the landlord if applicable and will work/fit in the intended location. Sign Vendor is to verify all dimensions, fit, electrical, servicing, mounting conditions, codes and any other necessary requirements prior to sign or element fabrication. Using the technical audit information, and prior to manufacturing any new sign, sign vendor shall confirm that the visual representation (photo morph or sign rendering) of the proposed new sign will fit and appear as shown in the visual representation. The sign types, descriptions and dimensions for new signs noted in SignChart are for a general guide only (largely for initial design approval, pricing and planning purposes) and are not intended as final build sizes unless the sign vendor has confirmed the fit will generally match the provided visual representation. If the installed sign does not fit as shown in the visual representation the sign vendor will be responsible for replacing the sign at their cost. © 1999 - 2018 MONIGLE ASSOCIATES INC., ALL RIGHTS RESERVED - SIGNCHART IS A REGISTERED TRADEMARK.








Site Number: 000048

Site Name: Fore River Hospital  
 Address: 175 Fore River Parkway  
 City/State: Portland, ME 4102

Recommendation Completed: 2018-06-13  
 Approved:  
 Date Print: 07/25/2018

**Existing Photo**



**Proposed Photo**



**Existing**

<b>Sign Number:</b>	032
<b>Existing Sign Type:</b>	
<b>Face Material:</b>	Metal
<b>Graphics Material:</b>	Vinyl
<b>Overall Height:</b>	
<b>Face Height:</b>	36"
<b>Face Width:</b>	32"
<b>Square Feet:</b>	
<b>Illuminated:</b>	Non Illuminated
<b>Electrical:</b>	No Power Required
<b>Wall Material:</b>	
<b>Sign Comment:</b>	Break formed at ends. Attached to pole with worm drive straps -10 ft to bottom of sign

**Proposed**

<b>Sign Number:</b>	032	<b>Overall Height:</b>	match existing
<b>Sign Type:</b>	Custom	<b>Overall Width:</b>	32"
<b>Description:</b>	Custom Pole Mounted Directional Plaque	<b>Logo Height:</b>	36"
<b>Action:</b>	Remove and Replace	<b>Letter Height:</b>	
<b>Message A:</b>		<b>Illuminated:</b>	N
<b>Message B:</b>			
<b>Comments:</b>	Verify copy and arrows directions w/ hospital prior to fabrication.		
<b>Restoration Notes:</b>	Field verify dimensions of space shown in photo morph prior to fabrication to verify if specified sign will fit in area. See control documents for product specification and master agreement for removal		

SignChart® and Recommendation Book Legal Disclaimer. Certain information and Content in SignChart® is prepared as the result of a Design Services Agreement between Monigle Associates and their clients. The information and Content are part of an original and unpublished design by Monigle Associates. The concepts, detailing, and information shall not be reproduced, copied, or utilized except for the specific project and client for which they were created, without previous authorization from Monigle Associates and their clients. The information is for design intent only and shall be used only as a guide to produce the finished sizes, appearances, and functions. Nothing contained within the information or Content provided by Monigle Associates shall be construed as a design for any engineered element. The Sign Vendor shall be responsible for all structural, electrical, mechanical, and foundation engineering and to meet or exceed all local, state, national, ADA or other applicable codes. The information, Content and support documentation was not produced under an architectural services agreement. Sign Vendor is to perform a technical audit of all site conditions to ensure that the sign or element being proposed can be permitted, approved by the landlord if applicable and will work/fit in the intended location. Sign Vendor is to verify all dimensions, fit, electrical, servicing, mounting conditions, codes and any other necessary requirements prior to sign or element fabrication. Using the technical audit information, and prior to manufacturing any new sign, sign vendor shall confirm that the visual representation (photo morph or sign rendering) of the proposed new sign will fit and appear as shown in the visual representation. The sign types, descriptions and dimensions for new signs noted in SignChart are for a general guide only (largely for initial design approval, pricing and planning purposes) and are not intended as final build sizes unless the sign vendor has confirmed the fit will generally match the provided visual representation. If the installed sign does not fit as shown in the visual representation the sign vendor will be responsible for replacing the sign at their cost. © 1999 - 2018 MONIGLE ASSOCIATES INC., ALL RIGHTS RESERVED - SIGNCHART IS A REGISTERED TRADEMARK.





Site Number: 000048

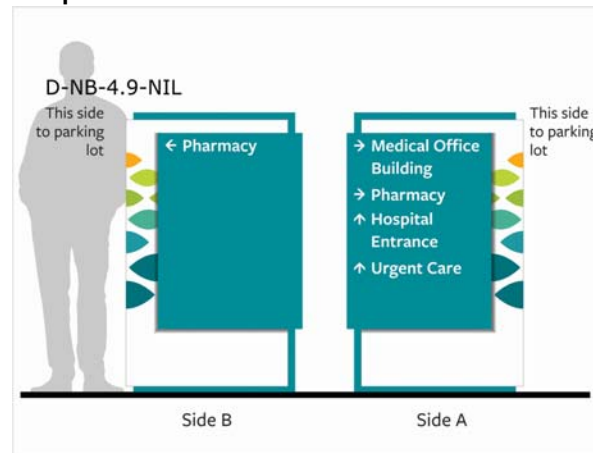
Site Name: Fore River Hospital  
 Address: 175 Fore River Parkway  
 City/State: Portland, ME 4102

Recommendation Completed: 2018-06-13  
 Approved:  
 Date Print: 07/25/2018

**Existing Photo**



**Proposed Photo**



**Existing**

<b>Sign Number:</b>	033
<b>Existing Sign Type:</b>	Directional Sign
<b>Face Material:</b>	Metal
<b>Graphics Material:</b>	Vinyl
<b>Overall Height:</b>	80"
<b>Face Height:</b>	39.5"
<b>Face Width:</b>	32.5"
<b>Square Feet:</b>	
<b>Illuminated:</b>	Non Illuminated
<b>Electrical:</b>	No Power Required
<b>Wall Material:</b>	
<b>Sign Comment:</b>	32.5"x39.5" faded signface w reflected vinyl on 80"h x 9"w 2.25" deep support pole. Shield symbol is 6"w x 7.5" h vinyl only. Double face.

**Proposed**

<b>Sign Number:</b>	033	<b>Overall Height:</b>	6'-4"
<b>Sign Type:</b>	D-NB-6.4-NIL	<b>Overall Width:</b>	4'-0"
<b>Description:</b>	6'-4" Non-Branded Non-Illuminated Directional	<b>Logo Height:</b>	n/a
<b>Action:</b>	Remove and Replace	<b>Letter Height:</b>	3"
<b>Message A:</b>		<b>Illuminated:</b>	N
<b>Message B:</b>			
<b>Comments:</b>	Verify copy and arrows directions w/ hospital prior to fabrication.		
<b>Restoration Notes:</b>	Perform utility locates and verify setbacks prior to fabrication / installation. Restore ground material to base of new sign. See control documents for product specification and master agreement for removal & installation requirements.		

SignChart® and Recommendation Book Legal Disclaimer. Certain information and Content in SignChart® is prepared as the result of a Design Services Agreement between Monigle Associates and their clients. The information and Content are part of an original and unpublished design by Monigle Associates. The concepts, detailing, and information shall not be reproduced, copied, or utilized except for the specific project and client for which they were created, without previous authorization from Monigle Associates and their clients. The information is for design intent only and shall be used only as a guide to produce the finished sizes, appearances, and functions. Nothing contained within the information or Content provided by Monigle Associates shall be construed as a design for any engineered element. The Sign Vendor shall be responsible for all structural, electrical, mechanical, and foundation engineering and to meet or exceed all local, state, national, ADA or other applicable codes. The information, Content and support documentation was not produced under an architectural services agreement. Sign Vendor is to perform a technical audit of all site conditions to ensure that the sign or element being proposed can be permitted, approved by the landlord if applicable and will work/fit in the intended location. Sign Vendor is to verify all dimensions, fit, electrical, servicing, mounting conditions, codes and any other necessary requirements prior to sign or element fabrication. Using the technical audit information, and prior to manufacturing any new sign, sign vendor shall confirm that the visual representation (photo morph or sign rendering) of the proposed new sign will fit and appear as shown in the visual representation. The sign types, descriptions and dimensions for new signs noted in SignChart are for a general guide only (largely for initial design approval, pricing and planning purposes) and are not intended as final build sizes unless the sign vendor has confirmed the fit will generally match the provided visual representation. If the installed sign does not fit as shown in the visual representation the sign vendor will be responsible for replacing the sign at their cost. © 1999 - 2018 MONIGLE ASSOCIATES INC., ALL RIGHTS RESERVED - SIGNCHART IS A REGISTERED TRADEMARK.





Site Number: 000048

Site Name: Fore River Hospital  
 Address: 175 Fore River Parkway  
 City/State: Portland, ME 4102

Recommendation Completed: 2018-06-13

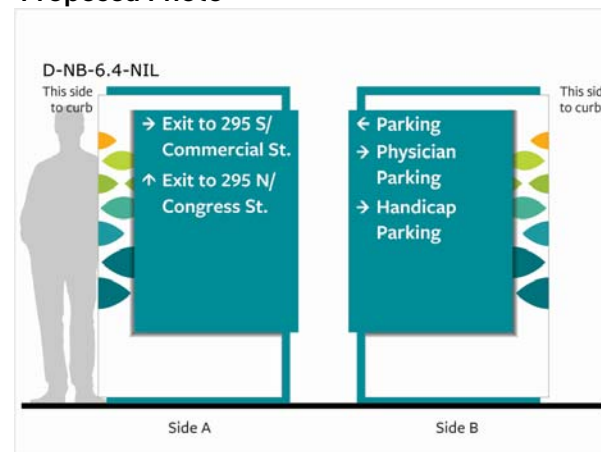
Approved:

Date Print: 07/25/2018

## Existing Photo



## Proposed Photo



## Existing

<b>Sign Number:</b>	034
<b>Existing Sign Type:</b>	Directional Sign
<b>Face Material:</b>	Metal
<b>Graphics Material:</b>	Vinyl
<b>Overall Height:</b>	108"
<b>Face Height:</b>	63.5"
<b>Face Width:</b>	51.5"
<b>Square Feet:</b>	
<b>Illuminated:</b>	Non Illuminated
<b>Electrical:</b>	No Power Required
<b>Wall Material:</b>	
<b>Sign Comment:</b>	63.5"x51.5" faded signface w reflected vinyl on 80"h x 9"w 2.25" deep support pole. Shield symbol is 6"w x 7.5" h vinyl only. Double face.

## Proposed

<b>Sign Number:</b>	034	<b>Overall Height:</b>	6'-4"
<b>Sign Type:</b>	D-NB-6.4-NIL	<b>Overall Width:</b>	4'-0"
<b>Description:</b>	6'-4" Non-Branded Non-Illuminated Directional	<b>Logo Height:</b>	n/a
<b>Action:</b>	Remove and Replace	<b>Letter Height:</b>	3"
<b>Message A:</b>		<b>Illuminated:</b>	N
<b>Message B:</b>			
<b>Comments:</b>	Verify copy and arrows directions w/ hospital prior to fabrication.		
<b>Restoration Notes:</b>	Perform utility locates and verify setbacks prior to fabrication / installation. Restore ground material to base of new sign. See control documents for product specification and master agreement for removal & installation requirements.		

SignChart® and Recommendation Book Legal Disclaimer. Certain information and Content in SignChart® is prepared as the result of a Design Services Agreement between Monigle Associates and their clients. The information and Content are part of an original and unpublished design by Monigle Associates. The concepts, detailing, and information shall not be reproduced, copied, or utilized except for the specific project and client for which they were created, without previous authorization from Monigle Associates and their clients. The information is for design intent only and shall be used only as a guide to produce the finished sizes, appearances, and functions. Nothing contained within the information or Content provided by Monigle Associates shall be construed as a design for any engineered element. The Sign Vendor shall be responsible for all structural, electrical, mechanical, and foundation engineering and to meet or exceed all local, state, national, ADA or other applicable codes. The information, Content and support documentation was not produced under an architectural services agreement. Sign Vendor is to perform a technical audit of all site conditions to ensure that the sign or element being proposed can be permitted, approved by the landlord if applicable and will work/fit in the intended location. Sign Vendor is to verify all dimensions, fit, electrical, servicing, mounting conditions, codes and any other necessary requirements prior to sign or element fabrication. Using the technical audit information, and prior to manufacturing any new sign, sign vendor shall confirm that the visual representation (photo morph or sign rendering) of the proposed new sign will fit and appear as shown in the visual representation. The sign types, descriptions and dimensions for new signs noted in SignChart are for a general guide only (largely for initial design approval, pricing and planning purposes) and are not intended as final build sizes unless the sign vendor has confirmed the fit will generally match the provided visual representation. If the installed sign does not fit as shown in the visual representation the sign vendor will be responsible for replacing the sign at their cost. © 1999 - 2018 MONIGLE ASSOCIATES INC., ALL RIGHTS RESERVED - SIGNCHART IS A REGISTERED TRADEMARK.



Site Number: 000048

Site Name: Fore River Hospital  
 Address: 175 Fore River Parkway  
 City/State: Portland, ME 4102

Recommendation Completed: 2018-06-13

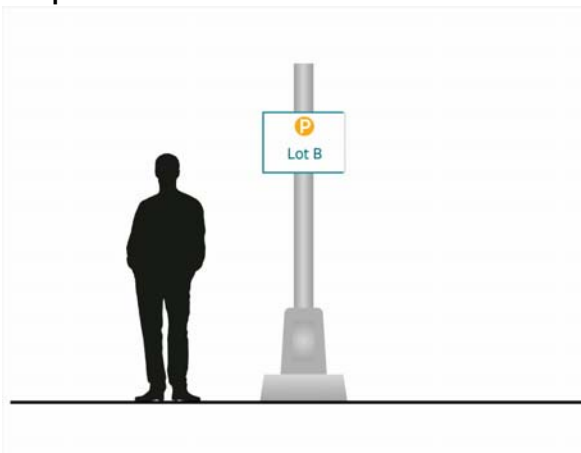
Approved:

Date Print: 07/25/2018

### Existing Photo



### Proposed Photo



### Existing

<b>Sign Number:</b>	035
<b>Existing Sign Type:</b>	Wall Plaque
<b>Face Material:</b>	Metal
<b>Graphics Material:</b>	Vinyl
<b>Overall Height:</b>	
<b>Face Height:</b>	36"
<b>Face Width:</b>	32"
<b>Square Feet:</b>	
<b>Illuminated:</b>	Non Illuminated
<b>Electrical:</b>	No Power Required
<b>Wall Material:</b>	
<b>Sign Comment:</b>	Break formed at ends. Attached to pole with worm drive straps -10 ft to bottom of sign

### Proposed

<b>Sign Number:</b>	035	<b>Overall Height:</b>	1'-6"
<b>Sign Type:</b>	PL-1	<b>Overall Width:</b>	2'-0"
<b>Description:</b>	Parking Lot Sign	<b>Logo Height:</b>	
<b>Action:</b>	Remove and Replace	<b>Letter Height:</b>	
<b>Message A:</b>		<b>Illuminated:</b>	N
<b>Message B:</b>			
<b>Comments:</b>			
<b>Restoration Notes:</b> Field verify dimensions of space shown in photo morph prior to fabrication to verify if specified sign will fit in area. See control documents for product specification and master agreement for removal			

SignChart® and Recommendation Book Legal Disclaimer. Certain information and Content in SignChart® is prepared as the result of a Design Services Agreement between Monigle Associates and their clients. The information and Content are part of an original and unpublished design by Monigle Associates. The concepts, detailing, and information shall not be reproduced, copied, or utilized except for the specific project and client for which they were created, without previous authorization from Monigle Associates and their clients. The information is for design intent only and shall be used only as a guide to produce the finished sizes, appearances, and functions. Nothing contained within the information or Content provided by Monigle Associates shall be construed as a design for any engineered element. The Sign Vendor shall be responsible for all structural, electrical, mechanical, and foundation engineering and to meet or exceed all local, state, national, ADA or other applicable codes. The information, Content and support documentation was not produced under an architectural services agreement. Sign Vendor is to perform a technical audit of all site conditions to ensure that the sign or element being proposed can be permitted, approved by the landlord if applicable and will work/fit in the intended location. Sign Vendor is to verify all dimensions, fit, electrical, servicing, mounting conditions, codes and any other necessary requirements prior to sign or element fabrication. Using the technical audit information, and prior to manufacturing any new sign, sign vendor shall confirm that the visual representation (photo morph or sign rendering) of the proposed new sign will fit and appear as shown in the visual representation. The sign types, descriptions and dimensions for new signs noted in SignChart are for a general guide only (largely for initial design approval, pricing and planning purposes) and are not intended as final build sizes unless the sign vendor has confirmed the fit will generally match the provided visual representation. If the installed sign does not fit as shown in the visual representation the sign vendor will be responsible for replacing the sign at their cost. © 1999 - 2018 MONIGLE ASSOCIATES INC., ALL RIGHTS RESERVED - SIGNCHART IS A REGISTERED TRADEMARK.



Site Number: 000048

Site Name: Fore River Hospital  
 Address: 175 Fore River Parkway  
 City/State: Portland, ME 4102

Recommendation Completed: 2018-06-13  
 Approved:  
 Date Print: 07/25/2018

**Existing Photo**



**Proposed Photo**



**Existing**

<b>Sign Number:</b>	035b
<b>Existing Sign Type:</b>	Wall Plaque
<b>Face Material:</b>	Metal
<b>Graphics Material:</b>	Vinyl
<b>Overall Height:</b>	
<b>Face Height:</b>	36"
<b>Face Width:</b>	32"
<b>Square Feet:</b>	
<b>Illuminated:</b>	Non Illuminated
<b>Electrical:</b>	No Power Required
<b>Wall Material:</b>	
<b>Sign Comment:</b>	Break formed at ends. Attached to pole with worm drive straps -10 ft to bottom of sign

**Proposed**

<b>Sign Number:</b>	035b	<b>Overall Height:</b>	1'-6"
<b>Sign Type:</b>	PL-1	<b>Overall Width:</b>	2'-0"
<b>Description:</b>	Parking Lot Sign	<b>Logo Height:</b>	
<b>Action:</b>	Remove and Replace	<b>Letter Height:</b>	
<b>Message A:</b>		<b>Illuminated:</b>	N
<b>Message B:</b>			
<b>Comments:</b>			
<b>Restoration Notes:</b>	Field verify dimensions of space shown in photo morph prior to fabrication to verify if specified sign will fit in area. See control documents for product specification and master agreement for removal		

SignChart® and Recommendation Book Legal Disclaimer. Certain information and Content in SignChart® is prepared as the result of a Design Services Agreement between Monigle Associates and their clients. The information and Content are part of an original and unpublished design by Monigle Associates. The concepts, detailing, and information shall not be reproduced, copied, or utilized except for the specific project and client for which they were created, without previous authorization from Monigle Associates and their clients. The information is for design intent only and shall be used only as a guide to produce the finished sizes, appearances, and functions. Nothing contained within the information or Content provided by Monigle Associates shall be construed as a design for any engineered element. The Sign Vendor shall be responsible for all structural, electrical, mechanical, and foundation engineering and to meet or exceed all local, state, national, ADA or other applicable codes. The information, Content and support documentation was not produced under an architectural services agreement. Sign Vendor is to perform a technical audit of all site conditions to ensure that the sign or element being proposed can be permitted, approved by the landlord if applicable and will work/fit in the intended location. Sign Vendor is to verify all dimensions, fit, electrical, servicing, mounting conditions, codes and any other necessary requirements prior to sign or element fabrication. Using the technical audit information, and prior to manufacturing any new sign, sign vendor shall confirm that the visual representation (photo morph or sign rendering) of the proposed new sign will fit and appear as shown in the visual representation. The sign types, descriptions and dimensions for new signs noted in SignChart are for a general guide only (largely for initial design approval, pricing and planning purposes) and are not intended as final build sizes unless the sign vendor has confirmed the fit will generally match the provided visual representation. If the installed sign does not fit as shown in the visual representation the sign vendor will be responsible for replacing the sign at their cost. © 1999 - 2018 MONIGLE ASSOCIATES INC., ALL RIGHTS RESERVED - SIGNCHART IS A REGISTERED TRADEMARK.








Site Number: 000048

Site Name: Fore River Hospital  
 Address: 175 Fore River Parkway  
 City/State: Portland, ME 4102

Recommendation Completed: 2018-06-13  
 Approved:  
 Date Print: 07/25/2018

**Existing Photo**



**Proposed Photo**



**Existing**

<b>Sign Number:</b>	036
<b>Existing Sign Type:</b>	
<b>Face Material:</b>	Metal
<b>Graphics Material:</b>	Vinyl
<b>Overall Height:</b>	
<b>Face Height:</b>	36"
<b>Face Width:</b>	32"
<b>Square Feet:</b>	
<b>Illuminated:</b>	Non Illuminated
<b>Electrical:</b>	No Power Required
<b>Wall Material:</b>	
<b>Sign Comment:</b>	Break formed at ends. Attached to pole with worm drive straps -10 ft to bottom of sign

**Proposed**

<b>Sign Number:</b>	036	<b>Overall Height:</b>	1'-6"
<b>Sign Type:</b>	PL-1	<b>Overall Width:</b>	2'-0"
<b>Description:</b>	Parking Lot Sign	<b>Logo Height:</b>	
<b>Action:</b>	Remove and Replace	<b>Letter Height:</b>	
<b>Message A:</b>		<b>Illuminated:</b>	N
<b>Message B:</b>			
<b>Comments:</b>	Verify copy and arrows directions w/ hospital prior to fabrication.		
<b>Restoration Notes:</b>	Patch and repair existing wall surface to like new condition. Repaint to match existing color finish. For brick or stone walls fill holes with matching silicone. Power wash wall if required. Field verify dimensions of space shown in photo morph prior to fabrication to verify if specified letterset will fit in area and meet clear zone tolerances – refer to Control Documents. ***Change letterset height if required. See control documents for product specification and master agreement for installation requirements.		

SignChart® and Recommendation Book Legal Disclaimer. Certain information and Content in SignChart® is prepared as the result of a Design Services Agreement between Monigle Associates and their clients. The information and Content are part of an original and unpublished design by Monigle Associates. The concepts, detailing, and information shall not be reproduced, copied, or utilized except for the specific project and client for which they were created, without previous authorization from Monigle Associates and their clients. The information is for design intent only and shall be used only as a guide to produce the finished sizes, appearances, and functions. Nothing contained within the information or Content provided by Monigle Associates shall be construed as a design for any engineered element. The Sign Vendor shall be responsible for all structural, electrical, mechanical, and foundation engineering and to meet or exceed all local, state, national, ADA or other applicable codes. The information, Content and support documentation was not produced under an architectural services agreement. Sign Vendor is to perform a technical audit of all site conditions to ensure that the sign or element being proposed can be permitted, approved by the landlord if applicable and will work/fit in the intended location. Sign Vendor is to verify all dimensions, fit, electrical, servicing, mounting conditions, codes and any other necessary requirements prior to sign or element fabrication. Using the technical audit information, and prior to manufacturing any new sign, sign vendor shall confirm that the visual representation (photo morph or sign rendering) of the proposed new sign will fit and appear as shown in the visual representation. The sign types, descriptions and dimensions for new signs noted in SignChart are for a general guide only (largely for initial design approval, pricing and planning purposes) and are not intended as final build sizes unless the sign vendor has confirmed the fit will generally match the provided visual representation. If the installed sign does not fit as shown in the visual representation the sign vendor will be responsible for replacing the sign at their cost. © 1999 - 2018 MONIGLE ASSOCIATES INC., ALL RIGHTS RESERVED - SIGNCHART IS A REGISTERED TRADEMARK.






Site Number: 000048

Site Name: Fore River Hospital  
 Address: 175 Fore River Parkway  
 City/State: Portland, ME 4102

Recommendation Completed: 2018-06-13  
 Approved:  
 Date Print: 07/25/2018

**Existing Photo**



**Proposed Photo**



**Existing**

<b>Sign Number:</b>	036b
<b>Existing Sign Type:</b>	Wall Plaque
<b>Face Material:</b>	Metal
<b>Graphics Material:</b>	Vinyl
<b>Overall Height:</b>	
<b>Face Height:</b>	36"
<b>Face Width:</b>	32"
<b>Square Feet:</b>	
<b>Illuminated:</b>	Non Illuminated
<b>Electrical:</b>	No Power Required
<b>Wall Material:</b>	
<b>Sign Comment:</b>	Break formed at ends. Attached to pole with worm drive straps -10 ft to bottom of sign

**Proposed**

<b>Sign Number:</b>	036b	<b>Overall Height:</b>	1'-6"
<b>Sign Type:</b>	PL-1	<b>Overall Width:</b>	2'-0"
<b>Description:</b>	Parking Lot Sign	<b>Logo Height:</b>	
<b>Action:</b>		<b>Letter Height:</b>	
<b>Message A:</b>		<b>Illuminated:</b>	N
<b>Message B:</b>			
<b>Comments:</b>	Verify copy and arrows directions w/ hospital prior to fabrication.		
<b>Restoration Notes:</b>	Field verify dimensions of space shown in photo morph prior to fabrication to verify if specified letterset will fit in area and meet clear zone tolerances – refer to Control Documents. ***Change letterset height if required. See control documents for product specification and master agreement for installation requirements.		

SignChart® and Recommendation Book Legal Disclaimer. Certain information and Content in SignChart® is prepared as the result of a Design Services Agreement between Monigle Associates and their clients. The information and Content are part of an original and unpublished design by Monigle Associates. The concepts, detailing, and information shall not be reproduced, copied, or utilized except for the specific project and client for which they were created, without previous authorization from Monigle Associates and their clients. The information is for design intent only and shall be used only as a guide to produce the finished sizes, appearances, and functions. Nothing contained within the information or Content provided by Monigle Associates shall be construed as a design for any engineered element. The Sign Vendor shall be responsible for all structural, electrical, mechanical, and foundation engineering and to meet or exceed all local, state, national, ADA or other applicable codes. The information, Content and support documentation was not produced under an architectural services agreement. Sign Vendor is to perform a technical audit of all site conditions to ensure that the sign or element being proposed can be permitted, approved by the landlord if applicable and will work/fit in the intended location. Sign Vendor is to verify all dimensions, fit, electrical, servicing, mounting conditions, codes and any other necessary requirements prior to sign or element fabrication. Using the technical audit information, and prior to manufacturing any new sign, sign vendor shall confirm that the visual representation (photo morph or sign rendering) of the proposed new sign will fit and appear as shown in the visual representation. The sign types, descriptions and dimensions for new signs noted in SignChart are for a general guide only (largely for initial design approval, pricing and planning purposes) and are not intended as final build sizes unless the sign vendor has confirmed the fit will generally match the provided visual representation. If the installed sign does not fit as shown in the visual representation the sign vendor will be responsible for replacing the sign at their cost. © 1999 - 2018 MONIGLE ASSOCIATES INC., ALL RIGHTS RESERVED - SIGNCHART IS A REGISTERED TRADEMARK.





Site Number: 000048

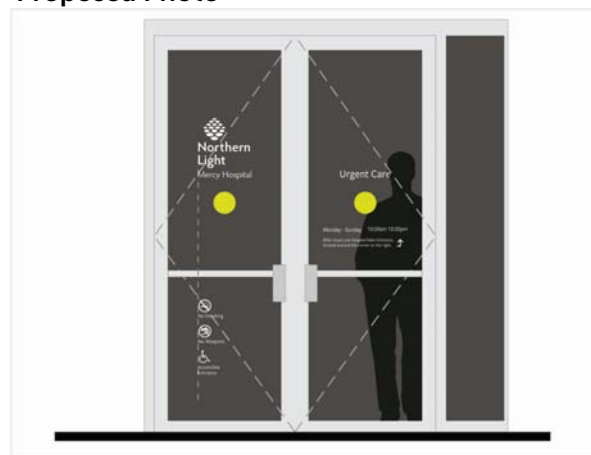
Site Name: Fore River Hospital  
 Address: 175 Fore River Parkway  
 City/State: Portland, ME 4102

Recommendation Completed: 2018-06-13  
 Approved:  
 Date Print: 07/25/2018

**Existing Photo**



**Proposed Photo**



**Existing**

<b>Sign Number:</b>	037
<b>Existing Sign Type:</b>	Regulatory Sign
<b>Face Material:</b>	Flat Plastic
<b>Graphics Material:</b>	Painted
<b>Overall Height:</b>	
<b>Face Height:</b>	
<b>Face Width:</b>	
<b>Square Feet:</b>	
<b>Illuminated:</b>	
<b>Electrical:</b>	
<b>Wall Material:</b>	
<b>Sign Comment:</b>	

**Proposed**

<b>Sign Number:</b>	037	<b>Overall Height:</b>	
<b>Sign Type:</b>	Custom	<b>Overall Width:</b>	
<b>Description:</b>	Custom Door Vinyl	<b>Logo Height:</b>	
<b>Action:</b>	Remove and Replace	<b>Letter Height:</b>	
<b>Message A:</b>		<b>Illuminated:</b>	N
<b>Message B:</b>			
<b>Comments:</b>	Client to verify copy and hours prior to approval.		
<b>Restoration Notes:</b>	Field verify dimensions of space shown in photo morph prior to fabrication to verify if specified vinyl graphics will fit in area and meet clear zone tolerances – refer to Control Documents. ***Change vinyl graphics sizes if required. See control documents for product specification and master agreement for installation requirements. Verify copy w/ hospital prior to fabrication. Clean surface of all residue.		

SignChart® and Recommendation Book Legal Disclaimer. Certain information and Content in SignChart® is prepared as the result of a Design Services Agreement between Monigle Associates and their clients. The information and Content are part of an original and unpublished design by Monigle Associates. The concepts, detailing, and information shall not be reproduced, copied, or utilized except for the specific project and client for which they were created, without previous authorization from Monigle Associates and their clients. The information is for design intent only and shall be used only as a guide to produce the finished sizes, appearances, and functions. Nothing contained within the information or Content provided by Monigle Associates shall be construed as a design for any engineered element. The Sign Vendor shall be responsible for all structural, electrical, mechanical, and foundation engineering and to meet or exceed all local, state, national, ADA or other applicable codes. The information, Content and support documentation was not produced under an architectural services agreement. Sign Vendor is to perform a technical audit of all site conditions to ensure that the sign or element being proposed can be permitted, approved by the landlord if applicable and will work/fit in the intended location. Sign Vendor is to verify all dimensions, fit, electrical, servicing, mounting conditions, codes and any other necessary requirements prior to sign or element fabrication. Using the technical audit information, and prior to manufacturing any new sign, sign vendor shall confirm that the visual representation (photo morph or sign rendering) of the proposed new sign will fit and appear as shown in the visual representation. The sign types, descriptions and dimensions for new signs noted in SignChart are for a general guide only (largely for initial design approval, pricing and planning purposes) and are not intended as final build sizes unless the sign vendor has confirmed the fit will generally match the provided visual representation. If the installed sign does not fit as shown in the visual representation the sign vendor will be responsible for replacing the sign at their cost. © 1999 - 2018 MONIGLE ASSOCIATES INC., ALL RIGHTS RESERVED - SIGNCHART IS A REGISTERED TRADEMARK.





Site Number: 000048

Site Name: Fore River Hospital  
 Address: 175 Fore River Parkway  
 City/State: Portland, ME 4102

Recommendation Completed: 2018-06-13  
 Approved:  
 Date Print: 07/25/2018

### Existing Photo



### Proposed Photo



### Existing

<b>Sign Number:</b>	038
<b>Existing Sign Type:</b>	Plate Letters
<b>Face Material:</b>	Brick
<b>Graphics Material:</b>	Acrylic
<b>Overall Height:</b>	
<b>Face Height:</b>	19"
<b>Face Width:</b>	188"
<b>Square Feet:</b>	
<b>Illuminated:</b>	Non Illuminated
<b>Electrical:</b>	No Power Required
<b>Wall Material:</b>	
<b>Sign Comment:</b>	19" 'M' white letter height x 188" oaw

### Proposed

<b>Sign Number:</b>	038	<b>Overall Height:</b>	NULL
<b>Sign Type:</b>	DL-L-16-W	<b>Overall Width:</b>	NULL
<b>Description:</b>	16" Location Name (Artwork) Dimensional letters - White Faces	<b>Logo Height:</b>	NULL
<b>Action:</b>	Remove and Replace	<b>Letter Height:</b>	1'-4"
<b>Message A:</b>		<b>Illuminated:</b>	N
<b>Message B:</b>			
<b>Comments:</b>	Replace "Mercy Hospital" letterset with new location name letterset. Center in lower portion of wall as shown. See sign 038a for NLH letterset.		
<b>Restoration Notes:</b>	Patch and repair existing wall surface to like new condition. Repaint to match existing color finish. For brick or stone walls fill holes with matching silicone. Power wash wall if required. Field verify dimensions of space shown in photo morph prior to fabrication to verify if specified letterset will fit in area and meet clear zone tolerances ♦ refer to Control Documents. ***Change letterset height if required. See control documents for product specification and master agreement for installation requirements.		

SignChart® and Recommendation Book Legal Disclaimer. Certain information and Content in SignChart® is prepared as the result of a Design Services Agreement between Monigle Associates and their clients. The information and Content are part of an original and unpublished design by Monigle Associates. The concepts, detailing, and information shall not be reproduced, copied, or utilized except for the specific project and client for which they were created, without previous authorization from Monigle Associates and their clients. The information is for design intent only and shall be used only as a guide to produce the finished sizes, appearances, and functions. Nothing contained within the information or Content provided by Monigle Associates shall be construed as a design for any engineered element. The Sign Vendor shall be responsible for all structural, electrical, mechanical, and foundation engineering and to meet or exceed all local, state, national, ADA or other applicable codes. The information, Content and support documentation was not produced under an architectural services agreement. Sign Vendor is to perform a technical audit of all site conditions to ensure that the sign or element being proposed can be permitted, approved by the landlord if applicable and will work/fit in the intended location. Sign Vendor is to verify all dimensions, fit, electrical, servicing, mounting conditions, codes and any other necessary requirements prior to sign or element fabrication. Using the technical audit information, and prior to manufacturing any new sign, sign vendor shall confirm that the visual representation (photo morph or sign rendering) of the proposed new sign will fit and appear as shown in the visual representation. The sign types, descriptions and dimensions for new signs noted in SignChart are for a general guide only (largely for initial design approval, pricing and planning purposes) and are not intended as final build sizes unless the sign vendor has confirmed the fit will generally match the provided visual representation. If the installed sign does not fit as shown in the visual representation the sign vendor will be responsible for replacing the sign at their cost. © 1999 - 2018 MONIGLE ASSOCIATES INC., ALL RIGHTS RESERVED - SIGNCHART IS A REGISTERED TRADEMARK.



Site Number: 000048

Site Name: Fore River Hospital  
 Address: 175 Fore River Parkway  
 City/State: Portland, ME 4102

Recommendation Completed: 2018-06-13  
 Approved:  
 Date Print: 07/25/2018

**Existing Photo**



**Proposed Photo**



**Existing**

<b>Sign Number:</b>	038a
<b>Existing Sign Type:</b>	
<b>Face Material:</b>	
<b>Graphics Material:</b>	
<b>Overall Height:</b>	
<b>Face Height:</b>	
<b>Face Width:</b>	
<b>Square Feet:</b>	
<b>Illuminated:</b>	
<b>Electrical:</b>	
<b>Wall Material:</b>	
<b>Sign Comment:</b>	

**Proposed**

<b>Sign Number:</b>	038a	<b>Overall Height:</b>	7'-6"
<b>Sign Type:</b>	DL-18-VERT-W	<b>Overall Width:</b>	13'-5 1/8"
<b>Description:</b>	18" Vertical Signature Non-Illuminated Dimensional Letters - White Faces	<b>Logo Height:</b>	3'-7 1/4"
<b>Action:</b>	New	<b>Letter Height:</b>	1'-6"
<b>Message A:</b>		<b>Illuminated:</b>	I
<b>Message B:</b>			
<b>Comments:</b>	Install new NLH letterset centered on upper brick area as shown.		
<b>Restoration Notes:</b>	Field verify dimensions of space shown in photo morph prior to fabrication to verify if specified letterset will fit in area and meet clear zone tolerances – refer to Control Documents. ***Change letterset height if required. See control documents for product specification and master agreement for installation requirements.		

SignChart® and Recommendation Book Legal Disclaimer. Certain information and Content in SignChart® is prepared as the result of a Design Services Agreement between Monigle Associates and their clients. The information and Content are part of an original and unpublished design by Monigle Associates. The concepts, detailing, and information shall not be reproduced, copied, or utilized except for the specific project and client for which they were created, without previous authorization from Monigle Associates and their clients. The information is for design intent only and shall be used only as a guide to produce the finished sizes, appearances, and functions. Nothing contained within the information or Content provided by Monigle Associates shall be construed as a design for any engineered element. The Sign Vendor shall be responsible for all structural, electrical, mechanical, and foundation engineering and to meet or exceed all local, state, national, ADA or other applicable codes. The information, Content and support documentation was not produced under an architectural services agreement. Sign Vendor is to perform a technical audit of all site conditions to ensure that the sign or element being proposed can be permitted, approved by the landlord if applicable and will work/fit in the intended location. Sign Vendor is to verify all dimensions, fit, electrical, servicing, mounting conditions, codes and any other necessary requirements prior to sign or element fabrication. Using the technical audit information, and prior to manufacturing any new sign, sign vendor shall confirm that the visual representation (photo morph or sign rendering) of the proposed new sign will fit and appear as shown in the visual representation. The sign types, descriptions and dimensions for new signs noted in SignChart are for a general guide only (largely for initial design approval, pricing and planning purposes) and are not intended as final build sizes unless the sign vendor has confirmed the fit will generally match the provided visual representation. If the installed sign does not fit as shown in the visual representation the sign vendor will be responsible for replacing the sign at their cost. © 1999 - 2018 MONIGLE ASSOCIATES INC., ALL RIGHTS RESERVED - SIGNCHART IS A REGISTERED TRADEMARK.







Site Number: 000048

Site Name: Fore River Hospital  
 Address: 175 Fore River Parkway  
 City/State: Portland, ME 4102

Recommendation Completed: 2018-06-13

Approved:

Date Print: 07/25/2018

### Existing Photo



### Proposed Photo



### Existing

<b>Sign Number:</b>	039
<b>Existing Sign Type:</b>	Smoke Free
<b>Face Material:</b>	Metal
<b>Graphics Material:</b>	Painted Letters
<b>Overall Height:</b>	
<b>Face Height:</b>	12"
<b>Face Width:</b>	18"
<b>Square Feet:</b>	
<b>Illuminated:</b>	Non Illuminated
<b>Electrical:</b>	No Power Required
<b>Wall Material:</b>	
<b>Sign Comment:</b>	silkscreened graphics on pole sign

### Proposed

<b>Sign Number:</b>	039	<b>Overall Height:</b>	1'-5"
<b>Sign Type:</b>	REG-W2-NS	<b>Overall Width:</b>	1'-0"
<b>Description:</b>	Small Wall Mounted Regulatory Sign - No Smoking	<b>Logo Height:</b>	
<b>Action:</b>	Remove and Replace	<b>Letter Height:</b>	
<b>Message A:</b>		<b>Illuminated:</b>	N
<b>Message B:</b>			
<b>Comments:</b>			
<b>Restoration Notes:</b>	Patch and repair existing wall surface to like new condition. Repaint to match existing color finish. For brick or stone walls fill holes with matching silicone. Power wash wall if required. Field verify dimensions of space shown in photo morph prior to fabrication to verify if specified sign will fit in area. See control documents for product specification and master agreement for removal & installation requirements.		

SignChart® and Recommendation Book Legal Disclaimer. Certain information and Content in SignChart® is prepared as the result of a Design Services Agreement between Monigle Associates and their clients. The information and Content are part of an original and unpublished design by Monigle Associates. The concepts, detailing, and information shall not be reproduced, copied, or utilized except for the specific project and client for which they were created, without previous authorization from Monigle Associates and their clients. The information is for design intent only and shall be used only as a guide to produce the finished sizes, appearances, and functions. Nothing contained within the information or Content provided by Monigle Associates shall be construed as a design for any engineered element. The Sign Vendor shall be responsible for all structural, electrical, mechanical, and foundation engineering and to meet or exceed all local, state, national, ADA or other applicable codes. The information, Content and support documentation was not produced under an architectural services agreement. Sign Vendor is to perform a technical audit of all site conditions to ensure that the sign or element being proposed can be permitted, approved by the landlord if applicable and will work/fit in the intended location. Sign Vendor is to verify all dimensions, fit, electrical, servicing, mounting conditions, codes and any other necessary requirements prior to sign or element fabrication. Using the technical audit information, and prior to manufacturing any new sign, sign vendor shall confirm that the visual representation (photo morph or sign rendering) of the proposed new sign will fit and appear as shown in the visual representation. The sign types, descriptions and dimensions for new signs noted in SignChart are for a general guide only (largely for initial design approval, pricing and planning purposes) and are not intended as final build sizes unless the sign vendor has confirmed the fit will generally match the provided visual representation. If the installed sign does not fit as shown in the visual representation the sign vendor will be responsible for replacing the sign at their cost. © 1999 - 2018 MONIGLE ASSOCIATES INC., ALL RIGHTS RESERVED - SIGNCHART IS A REGISTERED TRADEMARK.



Site Number: 000048

Site Name: Fore River Hospital  
 Address: 175 Fore River Parkway  
 City/State: Portland, ME 4102

Recommendation Completed: 2018-06-13  
 Approved:  
 Date Print: 07/25/2018

## Existing Photo



## Proposed Photo

**Remove Existing Sign**

## Existing

<b>Sign Number:</b>	040a
<b>Existing Sign Type:</b>	Plate Letters
<b>Face Material:</b>	Brick
<b>Graphics Material:</b>	Acrylic
<b>Overall Height:</b>	
<b>Face Height:</b>	12" - 14"
<b>Face Width:</b>	143"
<b>Square Feet:</b>	
<b>Illuminated:</b>	Non Illuminated
<b>Electrical:</b>	No Power Required
<b>Wall Material:</b>	
<b>Sign Comment:</b>	14" E cap height in Ambulance Entr. 12" Mercy Hospit... OAw -143" 1/2" thk acrylic Adjacent canopy (10'x15'x3') is pending reskin due to storm damage.

## Proposed

<b>Sign Number:</b>	040a	<b>Overall Height:</b>	
<b>Sign Type:</b>	Remove	<b>Overall Width:</b>	
<b>Description:</b>	Remove Existing Mercy Hospital Sign	<b>Logo Height:</b>	
<b>Action:</b>	Remove	<b>Letter Height:</b>	
<b>Message A:</b>		<b>Illuminated:</b>	
<b>Message B:</b>			
<b>Comments:</b>	Remove Mercy Hospital Sign. See #40b		
<b>Restoration Notes:</b>	Patch and repair existing wall surface to like new condition. Repaint to match existing color finish. For brick or stone walls fill holes with matching silicone. Power wash wall if required. See master agreement for removal requirements.		

SignChart® and Recommendation Book Legal Disclaimer. Certain information and Content in SignChart® is prepared as the result of a Design Services Agreement between Monigle Associates and their clients. The information and Content are part of an original and unpublished design by Monigle Associates. The concepts, detailing, and information shall not be reproduced, copied, or utilized except for the specific project and client for which they were created, without previous authorization from Monigle Associates and their clients. The information is for design intent only and shall be used only as a guide to produce the finished sizes, appearances, and functions. Nothing contained within the information or Content provided by Monigle Associates shall be construed as a design for any engineered element. The Sign Vendor shall be responsible for all structural, electrical, mechanical, and foundation engineering and to meet or exceed all local, state, national, ADA or other applicable codes. The information, Content and support documentation was not produced under an architectural services agreement. Sign Vendor is to perform a technical audit of all site conditions to ensure that the sign or element being proposed can be permitted, approved by the landlord if applicable and will work/fit in the intended location. Sign Vendor is to verify all dimensions, fit, electrical, servicing, mounting conditions, codes and any other necessary requirements prior to sign or element fabrication. Using the technical audit information, and prior to manufacturing any new sign, sign vendor shall confirm that the visual representation (photo morph or sign rendering) of the proposed new sign will fit and appear as shown in the visual representation. The sign types, descriptions and dimensions for new signs noted in SignChart are for a general guide only (largely for initial design approval, pricing and planning purposes) and are not intended as final build sizes unless the sign vendor has confirmed the fit will generally match the provided visual representation. If the installed sign does not fit as shown in the visual representation the sign vendor will be responsible for replacing the sign at their cost. © 1999 - 2018 MONIGLE ASSOCIATES INC., ALL RIGHTS RESERVED - SIGNCHART IS A REGISTERED TRADEMARK.

**monigle**



Site Number: 000048

Site Name: Fore River Hospital  
 Address: 175 Fore River Parkway  
 City/State: Portland, ME 4102

Recommendation Completed: 2018-06-13  
 Approved:  
 Date Print: 07/25/2018

**Existing Photo**



**Proposed Photo**



**Existing**

**Sign Number:** 040b  
**Existing Sign Type:** Plate Letters  
**Face Material:** Brick  
**Graphics Material:** Acrylic  
**Overall Height:**  
**Face Height:** 12" - 14"  
**Face Width:** 143"  
**Square Feet:**  
**Illuminated:** Non Illuminated  
**Electrical:** No Power Required  
**Wall Material:**  
**Sign Comment:** 14" E cap height in Ambulance Entr. 12" Mercy Hospit... OAw -143" 1/2" thk acrylic Adjacent canopy (10'x15'x3') is pending reskin due to storm damage.

**Proposed**

**Sign Number:** 040b  
**Sign Type:** Leave  
**Description:** Leave Ambulance Entrance Plate Letters  
**Action:** Leave  
**Message A:**  
**Message B:**  
**Comments:**  
**Restoration Notes:**

**Overall Height:**  
**Overall Width:**  
**Logo Height:**  
**Letter Height:**  
**Illuminated:**

SignChart® and Recommendation Book Legal Disclaimer. Certain information and Content in SignChart® is prepared as the result of a Design Services Agreement between Monigle Associates and their clients. The information and Content are part of an original and unpublished design by Monigle Associates. The concepts, detailing, and information shall not be reproduced, copied, or utilized except for the specific project and client for which they were created, without previous authorization from Monigle Associates and their clients. The information is for design intent only and shall be used only as a guide to produce the finished sizes, appearances, and functions. Nothing contained within the information or Content provided by Monigle Associates shall be construed as a design for any engineered element. The Sign Vendor shall be responsible for all structural, electrical, mechanical, and foundation engineering and to meet or exceed all local, state, national, ADA or other applicable codes. The information, Content and support documentation was not produced under an architectural services agreement. Sign Vendor is to perform a technical audit of all site conditions to ensure that the sign or element being proposed can be permitted, approved by the landlord if applicable and will work/fit in the intended location. Sign Vendor is to verify all dimensions, fit, electrical, servicing, mounting conditions, codes and any other necessary requirements prior to sign or element fabrication. Using the technical audit information, and prior to manufacturing any new sign, sign vendor shall confirm that the visual representation (photo morph or sign rendering) of the proposed new sign will fit and appear as shown in the visual representation. The sign types, descriptions and dimensions for new signs noted in SignChart are for a general guide only (largely for initial design approval, pricing and planning purposes) and are not intended as final build sizes unless the sign vendor has confirmed the fit will generally match the provided visual representation. If the installed sign does not fit as shown in the visual representation the sign vendor will be responsible for replacing the sign at their cost. © 1999 - 2018 MONIGLE ASSOCIATES INC., ALL RIGHTS RESERVED - SIGNCHART IS A REGISTERED TRADEMARK.





Site Number: 000048

Site Name: Fore River Hospital  
 Address: 175 Fore River Parkway  
 City/State: Portland, ME 4102

Recommendation Completed: 2018-06-13  
 Approved:  
 Date Print: 07/25/2018

**Existing Photo**



**Proposed Photo**



**Existing**

Sign Number: 041  
 Existing Sign Type:  
 Face Material:  
 Graphics Material:  
 Overall Height:  
 Face Height:  
 Face Width:  
 Square Feet:  
 Illuminated:  
 Electrical:  
 Wall Material:  
 Sign Comment: Incase of a reskin only: 30"x81"  
 canopy.5'-8"x8'-6" sidewall

**Proposed**

Sign Number: 041  
 Sign Type: Leave  
 Description: Leave Existing Awning  
 Action: Leave  
 Message A:  
 Message B:  
 Comments:  
 Restoration Notes:

Overall Height:  
 Overall Width:  
 Logo Height:  
 Letter Height:  
 Illuminated:

SignChart® and Recommendation Book Legal Disclaimer. Certain information and Content in SignChart® is prepared as the result of a Design Services Agreement between Monigle Associates and their clients. The information and Content are part of an original and unpublished design by Monigle Associates. The concepts, detailing, and information shall not be reproduced, copied, or utilized except for the specific project and client for which they were created, without previous authorization from Monigle Associates and their clients. The information is for design intent only and shall be used only as a guide to produce the finished sizes, appearances, and functions. Nothing contained within the information or Content provided by Monigle Associates shall be construed as a design for any engineered element. The Sign Vendor shall be responsible for all structural, electrical, mechanical, and foundation engineering and to meet or exceed all local, state, national, ADA or other applicable codes. The information, Content and support documentation was not produced under an architectural services agreement. Sign Vendor is to perform a technical audit of all site conditions to ensure that the sign or element being proposed can be permitted, approved by the landlord if applicable and will work/fit in the intended location. Sign Vendor is to verify all dimensions, fit, electrical, servicing, mounting conditions, codes and any other necessary requirements prior to sign or element fabrication. Using the technical audit information, and prior to manufacturing any new sign, sign vendor shall confirm that the visual representation (photo morph or sign rendering) of the proposed new sign will fit and appear as shown in the visual representation. The sign types, descriptions and dimensions for new signs noted in SignChart are for a general guide only (largely for initial design approval, pricing and planning purposes) and are not intended as final build sizes unless the sign vendor has confirmed the fit will generally match the provided visual representation. If the installed sign does not fit as shown in the visual representation the sign vendor will be responsible for replacing the sign at their cost. © 1999 - 2018 MONIGLE ASSOCIATES INC., ALL RIGHTS RESERVED - SIGNCHART IS A REGISTERED TRADEMARK.





Site Number: 000048

Site Name: Fore River Hospital  
 Address: 175 Fore River Parkway  
 City/State: Portland, ME 4102

Recommendation Completed: 2018-06-13

Approved:

Date Print: 07/25/2018

## Existing Photo



## Proposed Photo

**Leave Existing Sign**

## Existing

<b>Sign Number:</b>	041b
<b>Existing Sign Type:</b>	Regulatory Sign
<b>Face Material:</b>	Flat Plastic
<b>Graphics Material:</b>	Vinyl
<b>Overall Height:</b>	
<b>Face Height:</b>	8"
<b>Face Width:</b>	8"
<b>Square Feet:</b>	
<b>Illuminated:</b>	Non Illuminated
<b>Electrical:</b>	No Power Required
<b>Wall Material:</b>	
<b>Sign Comment:</b>	Employee entrance

## Proposed

<b>Sign Number:</b>	041b	<b>Overall Height:</b>	
<b>Sign Type:</b>	Leave	<b>Overall Width:</b>	
<b>Description:</b>	Leave Existing Non-branded Regulatory Wall Sign	<b>Logo Height:</b>	
<b>Action:</b>	Leave	<b>Letter Height:</b>	
<b>Message A:</b>		<b>Illuminated:</b>	
<b>Message B:</b>			
<b>Comments:</b>			
<b>Restoration Notes:</b>			

SignChart® and Recommendation Book Legal Disclaimer. Certain information and Content in SignChart® is prepared as the result of a Design Services Agreement between Monigle Associates and their clients. The information and Content are part of an original and unpublished design by Monigle Associates. The concepts, detailing, and information shall not be reproduced, copied, or utilized except for the specific project and client for which they were created, without previous authorization from Monigle Associates and their clients. The information is for design intent only and shall be used only as a guide to produce the finished sizes, appearances, and functions. Nothing contained within the information or Content provided by Monigle Associates shall be construed as a design for any engineered element. The Sign Vendor shall be responsible for all structural, electrical, mechanical, and foundation engineering and to meet or exceed all local, state, national, ADA or other applicable codes. The information, Content and support documentation was not produced under an architectural services agreement. Sign Vendor is to perform a technical audit of all site conditions to ensure that the sign or element being proposed can be permitted, approved by the landlord if applicable and will work/fit in the intended location. Sign Vendor is to verify all dimensions, fit, electrical, servicing, mounting conditions, codes and any other necessary requirements prior to sign or element fabrication. Using the technical audit information, and prior to manufacturing any new sign, sign vendor shall confirm that the visual representation (photo morph or sign rendering) of the proposed new sign will fit and appear as shown in the visual representation. The sign types, descriptions and dimensions for new signs noted in SignChart are for a general guide only (largely for initial design approval, pricing and planning purposes) and are not intended as final build sizes unless the sign vendor has confirmed the fit will generally match the provided visual representation. If the installed sign does not fit as shown in the visual representation the sign vendor will be responsible for replacing the sign at their cost. © 1999 - 2018 MONIGLE ASSOCIATES INC., ALL RIGHTS RESERVED - SIGNCHART IS A REGISTERED TRADEMARK.

**monigle**





Site Number: 000048

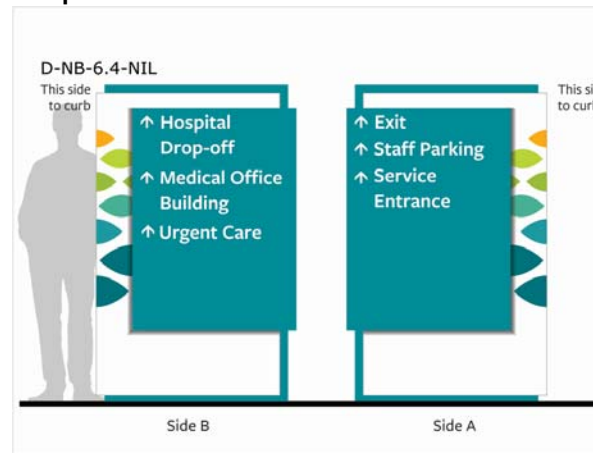
Site Name: Fore River Hospital  
 Address: 175 Fore River Parkway  
 City/State: Portland, ME 4102

Recommendation Completed: 2018-06-13  
 Approved:  
 Date Print: 07/25/2018

**Existing Photo**



**Proposed Photo**



**Existing**

<b>Sign Number:</b>	042
<b>Existing Sign Type:</b>	Directional Sign
<b>Face Material:</b>	Metal
<b>Graphics Material:</b>	Vinyl
<b>Overall Height:</b>	108"
<b>Face Height:</b>	63.5"
<b>Face Width:</b>	51.5"
<b>Square Feet:</b>	
<b>Illuminated:</b>	Non Illuminated
<b>Electrical:</b>	No Power Required
<b>Wall Material:</b>	
<b>Sign Comment:</b>	63.5"x51.5" faded signface w reflected vinyl on 80"h x 9"w 2.25" deep support pole. Shield symbol is 6"w x 7.5" h vinyl only. Double face.

**Proposed**

<b>Sign Number:</b>	042	<b>Overall Height:</b>	6'-4"
<b>Sign Type:</b>	D-NB-6.4-NIL	<b>Overall Width:</b>	4'-0"
<b>Description:</b>	6'-4" Non-Branded Non-Illuminated Directional	<b>Logo Height:</b>	n/a
<b>Action:</b>	Remove and Replace	<b>Letter Height:</b>	3"
<b>Message A:</b>		<b>Illuminated:</b>	N
<b>Message B:</b>			
<b>Comments:</b>	Verify copy and arrows directions w/ hospital prior to fabrication.		
<b>Restoration Notes:</b>	Perform utility locates and verify setbacks prior to fabrication / installation. Restore ground material to base of new sign. See control documents for product specification and master agreement for removal & installation requirements.		

SignChart® and Recommendation Book Legal Disclaimer. Certain information and Content in SignChart® is prepared as the result of a Design Services Agreement between Monigle Associates and their clients. The information and Content are part of an original and unpublished design by Monigle Associates. The concepts, detailing, and information shall not be reproduced, copied, or utilized except for the specific project and client for which they were created, without previous authorization from Monigle Associates and their clients. The information is for design intent only and shall be used only as a guide to produce the finished sizes, appearances, and functions. Nothing contained within the information or Content provided by Monigle Associates shall be construed as a design for any engineered element. The Sign Vendor shall be responsible for all structural, electrical, mechanical, and foundation engineering and to meet or exceed all local, state, national, ADA or other applicable codes. The information, Content and support documentation was not produced under an architectural services agreement. Sign Vendor is to perform a technical audit of all site conditions to ensure that the sign or element being proposed can be permitted, approved by the landlord if applicable and will work/fit in the intended location. Sign Vendor is to verify all dimensions, fit, electrical, servicing, mounting conditions, codes and any other necessary requirements prior to sign or element fabrication. Using the technical audit information, and prior to manufacturing any new sign, sign vendor shall confirm that the visual representation (photo morph or sign rendering) of the proposed new sign will fit and appear as shown in the visual representation. The sign types, descriptions and dimensions for new signs noted in SignChart are for a general guide only (largely for initial design approval, pricing and planning purposes) and are not intended as final build sizes unless the sign vendor has confirmed the fit will generally match the provided visual representation. If the installed sign does not fit as shown in the visual representation the sign vendor will be responsible for replacing the sign at their cost. © 1999 - 2018 MONIGLE ASSOCIATES INC., ALL RIGHTS RESERVED - SIGNCHART IS A REGISTERED TRADEMARK.





Site Number: 000048

Site Name: Fore River Hospital  
 Address: 175 Fore River Parkway  
 City/State: Portland, ME 4102

Recommendation Completed: 2018-06-13

Approved:

Date Print: 07/25/2018

### Existing Photo



### Proposed Photo



### Existing

<b>Sign Number:</b>	043a
<b>Existing Sign Type:</b>	Smoke Free
<b>Face Material:</b>	Metal
<b>Graphics Material:</b>	Painted Letters
<b>Overall Height:</b>	
<b>Face Height:</b>	12"
<b>Face Width:</b>	18"
<b>Square Feet:</b>	
<b>Illuminated:</b>	Non Illuminated
<b>Electrical:</b>	No Power Required
<b>Wall Material:</b>	
<b>Sign Comment:</b>	silkscreened graphics on pole sign

### Proposed

<b>Sign Number:</b>	043a	<b>Overall Height:</b>	1'-5"
<b>Sign Type:</b>	REG-W2-NS	<b>Overall Width:</b>	1'-0"
<b>Description:</b>	Small Wall Mounted Regulatory Sign - No Smoking	<b>Logo Height:</b>	
<b>Action:</b>	Remove and Replace	<b>Letter Height:</b>	
<b>Message A:</b>		<b>Illuminated:</b>	N
<b>Message B:</b>			
<b>Comments:</b>	Reuse existing pole		
<b>Restoration Notes:</b>	Field verify dimensions of space shown in photo morph prior to fabrication to verify if specified sign will fit in area. See control documents for product specification and master agreement for removal & installation requirements.		

SignChart® and Recommendation Book Legal Disclaimer. Certain information and Content in SignChart® is prepared as the result of a Design Services Agreement between Monigle Associates and their clients. The information and Content are part of an original and unpublished design by Monigle Associates. The concepts, detailing, and information shall not be reproduced, copied, or utilized except for the specific project and client for which they were created, without previous authorization from Monigle Associates and their clients. The information is for design intent only and shall be used only as a guide to produce the finished sizes, appearances, and functions. Nothing contained within the information or Content provided by Monigle Associates shall be construed as a design for any engineered element. The Sign Vendor shall be responsible for all structural, electrical, mechanical, and foundation engineering and to meet or exceed all local, state, national, ADA or other applicable codes. The information, Content and support documentation was not produced under an architectural services agreement. Sign Vendor is to perform a technical audit of all site conditions to ensure that the sign or element being proposed can be permitted, approved by the landlord if applicable and will work/fit in the intended location. Sign Vendor is to verify all dimensions, fit, electrical, servicing, mounting conditions, codes and any other necessary requirements prior to sign or element fabrication. Using the technical audit information, and prior to manufacturing any new sign, sign vendor shall confirm that the visual representation (photo morph or sign rendering) of the proposed new sign will fit and appear as shown in the visual representation. The sign types, descriptions and dimensions for new signs noted in SignChart are for a general guide only (largely for initial design approval, pricing and planning purposes) and are not intended as final build sizes unless the sign vendor has confirmed the fit will generally match the provided visual representation. If the installed sign does not fit as shown in the visual representation the sign vendor will be responsible for replacing the sign at their cost. © 1999 - 2018 MONIGLE ASSOCIATES INC., ALL RIGHTS RESERVED - SIGNCHART IS A REGISTERED TRADEMARK.



Site Number: 000048

Site Name: Fore River Hospital  
 Address: 175 Fore River Parkway  
 City/State: Portland, ME 4102

Recommendation Completed: 2018-06-13  
 Approved:  
 Date Print: 07/25/2018

**Existing Photo**



**Proposed Photo**



**Existing**

**Sign Number:** 043b  
**Existing Sign Type:**  
**Face Material:** Metal  
**Graphics Material:** Vinyl  
**Overall Height:**  
**Face Height:** 24"  
**Face Width:** 18"  
**Square Feet:**  
**Illuminated:** Non Illuminated  
**Electrical:** No Power Required  
**Wall Material:**  
**Sign Comment:** silkscreened graphics on pole sign

**Proposed**

**Sign Number:** 043b  
**Sign Type:** Leave  
**Description:** Leave Regulatory Sign  
**Action:** Leave  
**Message A:**  
**Message B:**  
**Comments:**  
**Restoration Notes:**

**Overall Height:**  
**Overall Width:**  
**Logo Height:**  
**Letter Height:**  
**Illuminated:**

SignChart® and Recommendation Book Legal Disclaimer. Certain information and Content in SignChart® is prepared as the result of a Design Services Agreement between Monigle Associates and their clients. The information and Content are part of an original and unpublished design by Monigle Associates. The concepts, detailing, and information shall not be reproduced, copied, or utilized except for the specific project and client for which they were created, without previous authorization from Monigle Associates and their clients. The information is for design intent only and shall be used only as a guide to produce the finished sizes, appearances, and functions. Nothing contained within the information or Content provided by Monigle Associates shall be construed as a design for any engineered element. The Sign Vendor shall be responsible for all structural, electrical, mechanical, and foundation engineering and to meet or exceed all local, state, national, ADA or other applicable codes. The information, Content and support documentation was not produced under an architectural services agreement. Sign Vendor is to perform a technical audit of all site conditions to ensure that the sign or element being proposed can be permitted, approved by the landlord if applicable and will work/fit in the intended location. Sign Vendor is to verify all dimensions, fit, electrical, servicing, mounting conditions, codes and any other necessary requirements prior to sign or element fabrication. Using the technical audit information, and prior to manufacturing any new sign, sign vendor shall confirm that the visual representation (photo morph or sign rendering) of the proposed new sign will fit and appear as shown in the visual representation. The sign types, descriptions and dimensions for new signs noted in SignChart are for a general guide only (largely for initial design approval, pricing and planning purposes) and are not intended as final build sizes unless the sign vendor has confirmed the fit will generally match the provided visual representation. If the installed sign does not fit as shown in the visual representation the sign vendor will be responsible for replacing the sign at their cost. © 1999 - 2018 MONIGLE ASSOCIATES INC., ALL RIGHTS RESERVED - SIGNCHART IS A REGISTERED TRADEMARK.





Site Number: 000048

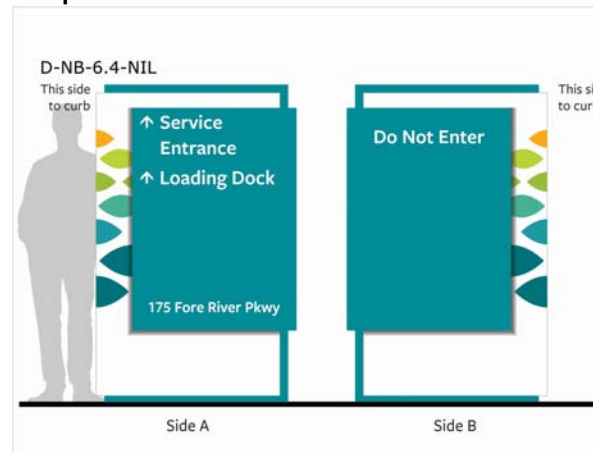
Site Name: Fore River Hospital  
 Address: 175 Fore River Parkway  
 City/State: Portland, ME 4102

Recommendation Completed: 2018-06-13  
 Approved:  
 Date Print: 07/25/2018

**Existing Photo**



**Proposed Photo**



**Existing**

<b>Sign Number:</b>	044
<b>Existing Sign Type:</b>	Directional Sign
<b>Face Material:</b>	Metal
<b>Graphics Material:</b>	Vinyl
<b>Overall Height:</b>	108"
<b>Face Height:</b>	63.5"
<b>Face Width:</b>	51.5"
<b>Square Feet:</b>	
<b>Illuminated:</b>	Non Illuminated
<b>Electrical:</b>	No Power Required
<b>Wall Material:</b>	
<b>Sign Comment:</b>	63.5"x51.5" faded signface w reflected vinyl on 80"h x 9"w 2.25" deep support pole. Shield symbol is 6"w x 7.5" h vinyl only. Double face.

**Proposed**

<b>Sign Number:</b>	044	<b>Overall Height:</b>	6'-4"
<b>Sign Type:</b>	D-NB-6.4-NIL	<b>Overall Width:</b>	4'-0"
<b>Description:</b>	6'-4" Non-Branded Non-Illuminated Directional	<b>Logo Height:</b>	n/a
<b>Action:</b>	Remove and Replace	<b>Letter Height:</b>	3"
<b>Message A:</b>		<b>Illuminated:</b>	N
<b>Message B:</b>			
<b>Comments:</b>			
<b>Restoration Notes:</b>	Perform utility locates and verify setbacks prior to fabrication / installation. Restore ground material to base of new sign. See control documents for product specification and master agreement for removal & installation requirements.		

SignChart® and Recommendation Book Legal Disclaimer. Certain information and Content in SignChart® is prepared as the result of a Design Services Agreement between Monigle Associates and their clients. The information and Content are part of an original and unpublished design by Monigle Associates. The concepts, detailing, and information shall not be reproduced, copied, or utilized except for the specific project and client for which they were created, without previous authorization from Monigle Associates and their clients. The information is for design intent only and shall be used only as a guide to produce the finished sizes, appearances, and functions. Nothing contained within the information or Content provided by Monigle Associates shall be construed as a design for any engineered element. The Sign Vendor shall be responsible for all structural, electrical, mechanical, and foundation engineering and to meet or exceed all local, state, national, ADA or other applicable codes. The information, Content and support documentation was not produced under an architectural services agreement. Sign Vendor is to perform a technical audit of all site conditions to ensure that the sign or element being proposed can be permitted, approved by the landlord if applicable and will work/fit in the intended location. Sign Vendor is to verify all dimensions, fit, electrical, servicing, mounting conditions, codes and any other necessary requirements prior to sign or element fabrication. Using the technical audit information, and prior to manufacturing any new sign, sign vendor shall confirm that the visual representation (photo morph or sign rendering) of the proposed new sign will fit and appear as shown in the visual representation. The sign types, descriptions and dimensions for new signs noted in SignChart are for a general guide only (largely for initial design approval, pricing and planning purposes) and are not intended as final build sizes unless the sign vendor has confirmed the fit will generally match the provided visual representation. If the installed sign does not fit as shown in the visual representation the sign vendor will be responsible for replacing the sign at their cost. © 1999 - 2018 MONIGLE ASSOCIATES INC., ALL RIGHTS RESERVED - SIGNCHART IS A REGISTERED TRADEMARK.








Site Number: 000048

Site Name: Fore River Hospital  
 Address: 175 Fore River Parkway  
 City/State: Portland, ME 4102

Recommendation Completed: 2018-06-13  
 Approved:  
 Date Print: 07/25/2018

**Existing Photo**



**Proposed Photo**



**Existing**

<b>Sign Number:</b>	045a
<b>Existing Sign Type:</b>	Channel Letters
<b>Face Material:</b>	Flat Plastic
<b>Graphics Material:</b>	Vinyl
<b>Overall Height:</b>	
<b>Face Height:</b>	60"
<b>Face Width:</b>	26' /-
<b>Square Feet:</b>	
<b>Illuminated:</b>	Internally Illuminated
<b>Electrical:</b>	
<b>Wall Material:</b>	Brick
<b>Sign Comment:</b>	60" M /- cap heigt white rooftop letters

**Proposed**

<b>Sign Number:</b>	045a	<b>Overall Height:</b>	15'-0"
<b>Sign Type:</b>	CL-36-VERT-W	<b>Overall Width:</b>	26'-10 3/8"
<b>Description:</b>	36" Vertical Signature Channel letters - White Faces	<b>Logo Height:</b>	7'-2 3/8"
<b>Action:</b>	Remove and Replace	<b>Letter Height:</b>	3'-0"
<b>Message A:</b>		<b>Illuminated:</b>	I
<b>Message B:</b>			
<b>Comments:</b>	Vendor must confirm that size will fit as shown		
<b>Restoration Notes:</b>	Patch and repair existing wall surface to like new condition. Repaint to match existing color finish. For brick or stone walls fill holes with matching silicone. Power wash wall if required. Install new signage using existing primary electrical. Verify if additional circuits are required for new sign. Field verify dimensions of space shown in photo morph prior to fabrication to verify if specified letterset will fit in area and meet clear zone tolerances – refer to Control Documents. ***Change letterset height if required. See control documents for product specification and master agreement for removal		

SignChart® and Recommendation Book Legal Disclaimer. Certain information and Content in SignChart® is prepared as the result of a Design Services Agreement between Monigle Associates and their clients. The information and Content are part of an original and unpublished design by Monigle Associates. The concepts, detailing, and information shall not be reproduced, copied, or utilized except for the specific project and client for which they were created, without previous authorization from Monigle Associates and their clients. The information is for design intent only and shall be used only as a guide to produce the finished sizes, appearances, and functions. Nothing contained within the information or Content provided by Monigle Associates shall be construed as a design for any engineered element. The Sign Vendor shall be responsible for all structural, electrical, mechanical, and foundation engineering and to meet or exceed all local, state, national, ADA or other applicable codes. The information, Content and support documentation was not produced under an architectural services agreement. Sign Vendor is to perform a technical audit of all site conditions to ensure that the sign or element being proposed can be permitted, approved by the landlord if applicable and will work/fit in the intended location. Sign Vendor is to verify all dimensions, fit, electrical, servicing, mounting conditions, codes and any other necessary requirements prior to sign or element fabrication. Using the technical audit information, and prior to manufacturing any new sign, sign vendor shall confirm that the visual representation (photo morph or sign rendering) of the proposed new sign will fit and appear as shown in the visual representation. The sign types, descriptions and dimensions for new signs noted in SignChart are for a general guide only (largely for initial design approval, pricing and planning purposes) and are not intended as final build sizes unless the sign vendor has confirmed the fit will generally match the provided visual representation. If the installed sign does not fit as shown in the visual representation the sign vendor will be responsible for replacing the sign at their cost. © 1999 - 2018 MONIGLE ASSOCIATES INC., ALL RIGHTS RESERVED - SIGNCHART IS A REGISTERED TRADEMARK.








Site Number: 000048

Site Name: Fore River Hospital  
 Address: 175 Fore River Parkway  
 City/State: Portland, ME 4102

Recommendation Completed: 2018-06-13  
 Approved:  
 Date Print: 07/25/2018

**Existing Photo**



**Proposed Photo**



**Existing**

**Sign Number:** 045b  
**Existing Sign Type:**  
**Face Material:**  
**Graphics Material:**  
**Overall Height:**  
**Face Height:**  
**Face Width:**  
**Square Feet:**  
**Illuminated:**  
**Electrical:**  
**Wall Material:**  
**Sign Comment:**

**Proposed**

**Sign Number:** 045b  
**Sign Type:** Custom  
**Description:** 40" Custom Secondary Channel Letter Set  
**Action:** New  
**Message A:**  
**Message B:**  
**Comments:** Mercy letters should be larger than the donor name but smaller than the brand name  
**Restoration Notes:** Patch and repair existing wall surface to like new condition. Repaint to match existing color finish. For brick or stone walls fill holes with matching silicone. Power wash wall if required. Install new signage using existing primary electrical. Verify if additional circuits are required for new sign. Field verify dimensions of space shown in photo morph prior to fabrication to verify if specified letterset will fit in area and meet clear zone tolerances refer to Control Documents. Mount letterset on raceway painted to match background color. \*\*\*Change letterset height if required. See control documents for product specification and master agreement for removal

**Overall Height:**  
**Overall Width:**  
**Logo Height:**  
**Letter Height:** 40"  
**Illuminated:** I

SignChart® and Recommendation Book Legal Disclaimer. Certain information and Content in SignChart® is prepared as the result of a Design Services Agreement between Monigle Associates and their clients. The information and Content are part of an original and unpublished design by Monigle Associates. The concepts, detailing, and information shall not be reproduced, copied, or utilized except for the specific project and client for which they were created, without previous authorization from Monigle Associates and their clients. The information is for design intent only and shall be used only as a guide to produce the finished sizes, appearances, and functions. Nothing contained within the information or Content provided by Monigle Associates shall be construed as a design for any engineered element. The Sign Vendor shall be responsible for all structural, electrical, mechanical, and foundation engineering and to meet or exceed all local, state, national, ADA or other applicable codes. The information, Content and support documentation was not produced under an architectural services agreement. Sign Vendor is to perform a technical audit of all site conditions to ensure that the sign or element being proposed can be permitted, approved by the landlord if applicable and will work/fit in the intended location. Sign Vendor is to verify all dimensions, fit, electrical, servicing, mounting conditions, codes and any other necessary requirements prior to sign or element fabrication. Using the technical audit information, and prior to manufacturing any new sign, sign vendor shall confirm that the visual representation (photo morph or sign rendering) of the proposed new sign will fit and appear as shown in the visual representation. The sign types, descriptions and dimensions for new signs noted in SignChart are for a general guide only (largely for initial design approval, pricing and planning purposes) and are not intended as final build sizes unless the sign vendor has confirmed the fit will generally match the provided visual representation. If the installed sign does not fit as shown in the visual representation the sign vendor will be responsible for replacing the sign at their cost. © 1999 - 2018 MONIGLE ASSOCIATES INC., ALL RIGHTS RESERVED - SIGNCHART IS A REGISTERED TRADEMARK.






Site Number: 000048

Site Name: Fore River Hospital  
 Address: 175 Fore River Parkway  
 City/State: Portland, ME 4102

Recommendation Completed: 2018-06-13  
 Approved:  
 Date Print: 07/25/2018

**Existing Photo**



**Proposed Photo**



**Existing**

**Sign Number:** 045c  
**Existing Sign Type:** Channel Letters  
**Face Material:** Flat Plastic  
**Graphics Material:** Vinyl  
**Overall Height:**  
**Face Height:** 30" (cap height)  
**Face Width:**  
**Square Feet:**  
**Illuminated:**  
**Electrical:**  
**Wall Material:**  
**Sign Comment:**

**Proposed**

**Sign Number:** 045c  
**Sign Type:** Leave  
**Description:** Leave  
**Action:** Leave  
**Message A:**  
**Message B:**  
**Comments:** Confirm that letter set was built at 30"  
**Restoration Notes:**

**Overall Height:**  
**Overall Width:**  
**Logo Height:**  
**Letter Height:**  
**Illuminated:**

SignChart® and Recommendation Book Legal Disclaimer. Certain information and Content in SignChart® is prepared as the result of a Design Services Agreement between Monigle Associates and their clients. The information and Content are part of an original and unpublished design by Monigle Associates. The concepts, detailing, and information shall not be reproduced, copied, or utilized except for the specific project and client for which they were created, without previous authorization from Monigle Associates and their clients. The information is for design intent only and shall be used only as a guide to produce the finished sizes, appearances, and functions. Nothing contained within the information or Content provided by Monigle Associates shall be construed as a design for any engineered element. The Sign Vendor shall be responsible for all structural, electrical, mechanical, and foundation engineering and to meet or exceed all local, state, national, ADA or other applicable codes. The information, Content and support documentation was not produced under an architectural services agreement. Sign Vendor is to perform a technical audit of all site conditions to ensure that the sign or element being proposed can be permitted, approved by the landlord if applicable and will work/fit in the intended location. Sign Vendor is to verify all dimensions, fit, electrical, servicing, mounting conditions, codes and any other necessary requirements prior to sign or element fabrication. Using the technical audit information, and prior to manufacturing any new sign, sign vendor shall confirm that the visual representation (photo morph or sign rendering) of the proposed new sign will fit and appear as shown in the visual representation. The sign types, descriptions and dimensions for new signs noted in SignChart are for a general guide only (largely for initial design approval, pricing and planning purposes) and are not intended as final build sizes unless the sign vendor has confirmed the fit will generally match the provided visual representation. If the installed sign does not fit as shown in the visual representation the sign vendor will be responsible for replacing the sign at their cost. © 1999 - 2018 MONIGLE ASSOCIATES INC., ALL RIGHTS RESERVED - SIGNCHART IS A REGISTERED TRADEMARK.





Site Number: 000048

Site Name: Fore River Hospital  
 Address: 175 Fore River Parkway  
 City/State: Portland, ME 4102

Recommendation Completed: 2018-06-13  
 Approved:  
 Date Print: 07/25/2018

**Existing Photo**



**Proposed Photo**



**Existing**

<b>Sign Number:</b>	045d
<b>Existing Sign Type:</b>	Smoke Free
<b>Face Material:</b>	Metal
<b>Graphics Material:</b>	Vinyl
<b>Overall Height:</b>	
<b>Face Height:</b>	12"
<b>Face Width:</b>	18"
<b>Square Feet:</b>	
<b>Illuminated:</b>	Non Illuminated
<b>Electrical:</b>	No Power Required
<b>Wall Material:</b>	
<b>Sign Comment:</b>	silkscreened graphics

**Proposed**

<b>Sign Number:</b>	045d	<b>Overall Height:</b>	1'-5"
<b>Sign Type:</b>	REG-W2-NS	<b>Overall Width:</b>	1'-0"
<b>Description:</b>	Small Wall Mounted Regulatory Sign - No Smoking	<b>Logo Height:</b>	
<b>Action:</b>	Remove and Replace	<b>Letter Height:</b>	
<b>Message A:</b>		<b>Illuminated:</b>	N
<b>Message B:</b>			
<b>Comments:</b>			
<b>Restoration Notes:</b> Field verify dimensions of space shown in photo morph prior to fabrication to verify if specified sign will fit in area. See control documents for product specification and master agreement for removal			

SignChart® and Recommendation Book Legal Disclaimer. Certain information and Content in SignChart® is prepared as the result of a Design Services Agreement between Monigle Associates and their clients. The information and Content are part of an original and unpublished design by Monigle Associates. The concepts, detailing, and information shall not be reproduced, copied, or utilized except for the specific project and client for which they were created, without previous authorization from Monigle Associates and their clients. The information is for design intent only and shall be used only as a guide to produce the finished sizes, appearances, and functions. Nothing contained within the information or Content provided by Monigle Associates shall be construed as a design for any engineered element. The Sign Vendor shall be responsible for all structural, electrical, mechanical, and foundation engineering and to meet or exceed all local, state, national, ADA or other applicable codes. The information, Content and support documentation was not produced under an architectural services agreement. Sign Vendor is to perform a technical audit of all site conditions to ensure that the sign or element being proposed can be permitted, approved by the landlord if applicable and will work/fit in the intended location. Sign Vendor is to verify all dimensions, fit, electrical, servicing, mounting conditions, codes and any other necessary requirements prior to sign or element fabrication. Using the technical audit information, and prior to manufacturing any new sign, sign vendor shall confirm that the visual representation (photo morph or sign rendering) of the proposed new sign will fit and appear as shown in the visual representation. The sign types, descriptions and dimensions for new signs noted in SignChart are for a general guide only (largely for initial design approval, pricing and planning purposes) and are not intended as final build sizes unless the sign vendor has confirmed the fit will generally match the provided visual representation. If the installed sign does not fit as shown in the visual representation the sign vendor will be responsible for replacing the sign at their cost. © 1999 - 2018 MONIGLE ASSOCIATES INC., ALL RIGHTS RESERVED - SIGNCHART IS A REGISTERED TRADEMARK.





Site Number: 000048

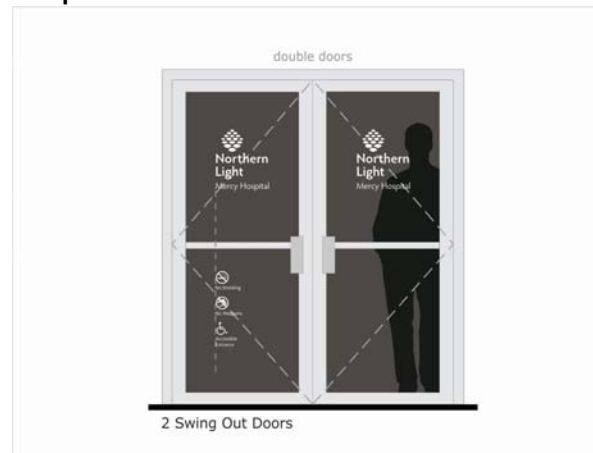
Site Name: Fore River Hospital  
 Address: 175 Fore River Parkway  
 City/State: Portland, ME 4102

Recommendation Completed: 2018-06-13  
 Approved:  
 Date Print: 07/25/2018

**Existing Photo**



**Proposed Photo**



**Existing**

Sign Number:	045e
Existing Sign Type:	Vinyls
Face Material:	Glass
Graphics Material:	Vinyl
Overall Height:	
Face Height:	
Face Width:	
Square Feet:	
Illuminated:	Non Illuminated
Electrical:	No Power Required
Wall Material:	
Sign Comment:	

**Proposed**

Sign Number:	045e	Overall Height:	2'-4"
Sign Type:	V3	Overall Width:	1'-8"
Description:	Door Vinyl - Double Doors	Logo Height:	
Action:	Remove and Replace	Letter Height:	
Message A:		Illuminated:	No
Message B:			
Comments:			
Restoration Notes:	Field verify dimensions of space shown in photo morph prior to fabrication to verify if specified vinyl graphics will fit in area and meet clear zone tolerances – refer to Control Documents. ***Change vinyl graphics sizes if required. See control documents for product specification and master agreement for installation requirements. Verify copy w/ hospital prior to fabrication. Clean surface of all residue.		

SignChart® and Recommendation Book Legal Disclaimer. Certain information and Content in SignChart® is prepared as the result of a Design Services Agreement between Monigle Associates and their clients. The information and Content are part of an original and unpublished design by Monigle Associates. The concepts, detailing, and information shall not be reproduced, copied, or utilized except for the specific project and client for which they were created, without previous authorization from Monigle Associates and their clients. The information is for design intent only and shall be used only as a guide to produce the finished sizes, appearances, and functions. Nothing contained within the information or Content provided by Monigle Associates shall be construed as a design for any engineered element. The Sign Vendor shall be responsible for all structural, electrical, mechanical, and foundation engineering and to meet or exceed all local, state, national, ADA or other applicable codes. The information, Content and support documentation was not produced under an architectural services agreement. Sign Vendor is to perform a technical audit of all site conditions to ensure that the sign or element being proposed can be permitted, approved by the landlord if applicable and will work/fit in the intended location. Sign Vendor is to verify all dimensions, fit, electrical, servicing, mounting conditions, codes and any other necessary requirements prior to sign or element fabrication. Using the technical audit information, and prior to manufacturing any new sign, sign vendor shall confirm that the visual representation (photo morph or sign rendering) of the proposed new sign will fit and appear as shown in the visual representation. The sign types, descriptions and dimensions for new signs noted in SignChart are for a general guide only (largely for initial design approval, pricing and planning purposes) and are not intended as final build sizes unless the sign vendor has confirmed the fit will generally match the provided visual representation. If the installed sign does not fit as shown in the visual representation the sign vendor will be responsible for replacing the sign at their cost. © 1999 - 2018 MONIGLE ASSOCIATES INC., ALL RIGHTS RESERVED - SIGNCHART IS A REGISTERED TRADEMARK.







Site Number: 000048

Site Name: Fore River Hospital  
 Address: 175 Fore River Parkway  
 City/State: Portland, ME 4102

Recommendation Completed: 2018-06-13  
 Approved:  
 Date Print: 07/25/2018

**Existing Photo**



**Proposed Photo**



**Existing**

<b>Sign Number:</b>	046
<b>Existing Sign Type:</b>	Smoke Free
<b>Face Material:</b>	Metal
<b>Graphics Material:</b>	Painted Letters
<b>Overall Height:</b>	
<b>Face Height:</b>	12"
<b>Face Width:</b>	18"
<b>Square Feet:</b>	
<b>Illuminated:</b>	Non Illuminated
<b>Electrical:</b>	No Power Required
<b>Wall Material:</b>	
<b>Sign Comment:</b>	silkscreened graphics on pole D/F sign

**Proposed**

<b>Sign Number:</b>	046	<b>Overall Height:</b>	1'-5"
<b>Sign Type:</b>	REG-W2-NS	<b>Overall Width:</b>	1'-0"
<b>Description:</b>	Small Wall Mounted Regulatory Sign - No Smoking	<b>Logo Height:</b>	
<b>Action:</b>	Remove and Replace	<b>Letter Height:</b>	
<b>Message A:</b>		<b>Illuminated:</b>	N
<b>Message B:</b>			
<b>Comments:</b>			
<b>Restoration Notes:</b>	Patch and repair existing wall surface to like new condition. Repaint to match existing color finish. For brick or stone walls fill holes with matching silicone. Power wash wall if required. Field verify dimensions of space shown in photo morph prior to fabrication to verify if specified sign will fit in area. See control documents for product specification and master agreement for removal		

SignChart® and Recommendation Book Legal Disclaimer. Certain information and Content in SignChart® is prepared as the result of a Design Services Agreement between Monigle Associates and their clients. The information and Content are part of an original and unpublished design by Monigle Associates. The concepts, detailing, and information shall not be reproduced, copied, or utilized except for the specific project and client for which they were created, without previous authorization from Monigle Associates and their clients. The information is for design intent only and shall be used only as a guide to produce the finished sizes, appearances, and functions. Nothing contained within the information or Content provided by Monigle Associates shall be construed as a design for any engineered element. The Sign Vendor shall be responsible for all structural, electrical, mechanical, and foundation engineering and to meet or exceed all local, state, national, ADA or other applicable codes. The information, Content and support documentation was not produced under an architectural services agreement. Sign Vendor is to perform a technical audit of all site conditions to ensure that the sign or element being proposed can be permitted, approved by the landlord if applicable and will work/fit in the intended location. Sign Vendor is to verify all dimensions, fit, electrical, servicing, mounting conditions, codes and any other necessary requirements prior to sign or element fabrication. Using the technical audit information, and prior to manufacturing any new sign, sign vendor shall confirm that the visual representation (photo morph or sign rendering) of the proposed new sign will fit and appear as shown in the visual representation. The sign types, descriptions and dimensions for new signs noted in SignChart are for a general guide only (largely for initial design approval, pricing and planning purposes) and are not intended as final build sizes unless the sign vendor has confirmed the fit will generally match the provided visual representation. If the installed sign does not fit as shown in the visual representation the sign vendor will be responsible for replacing the sign at their cost. © 1999 - 2018 MONIGLE ASSOCIATES INC., ALL RIGHTS RESERVED - SIGNCHART IS A REGISTERED TRADEMARK.







Site Number: 000048

Site Name: Fore River Hospital  
 Address: 175 Fore River Parkway  
 City/State: Portland, ME 4102

Recommendation Completed: 2018-06-13  
 Approved:  
 Date Print: 07/25/2018

**Existing Photo**



**Proposed Photo**



**Existing**

<b>Sign Number:</b>	047
<b>Existing Sign Type:</b>	Directional Sign
<b>Face Material:</b>	Metal
<b>Graphics Material:</b>	Vinyl
<b>Overall Height:</b>	108"
<b>Face Height:</b>	63.5"
<b>Face Width:</b>	51.5"
<b>Square Feet:</b>	
<b>Illuminated:</b>	Non Illuminated
<b>Electrical:</b>	No Power Required
<b>Wall Material:</b>	
<b>Sign Comment:</b>	63.5"x51.5" faded signface w reflected vinyl on 80"h x 9"w 2.25" deep support pole. Shield symbol is 6"w x 7.5" h vinyl only. Double face.

**Proposed**

<b>Sign Number:</b>	047	<b>Overall Height:</b>	6'-4"
<b>Sign Type:</b>	D-NB-6.4-NIL	<b>Overall Width:</b>	4'-0"
<b>Description:</b>	6'-4" Non-Branded Non-Illuminated Directional	<b>Logo Height:</b>	n/a
<b>Action:</b>	Remove and Replace	<b>Letter Height:</b>	3"
<b>Message A:</b>		<b>Illuminated:</b>	N
<b>Message B:</b>			
<b>Comments:</b>	Verify copy and arrows directions w/ hospital prior to fabrication.		
<b>Restoration Notes:</b>	Perform utility locates and verify setbacks prior to fabrication / installation. Restore ground material to base of new sign. See control documents for product specification and master agreement for removal & installation requirements.		

SignChart® and Recommendation Book Legal Disclaimer. Certain information and Content in SignChart® is prepared as the result of a Design Services Agreement between Monigle Associates and their clients. The information and Content are part of an original and unpublished design by Monigle Associates. The concepts, detailing, and information shall not be reproduced, copied, or utilized except for the specific project and client for which they were created, without previous authorization from Monigle Associates and their clients. The information is for design intent only and shall be used only as a guide to produce the finished sizes, appearances, and functions. Nothing contained within the information or Content provided by Monigle Associates shall be construed as a design for any engineered element. The Sign Vendor shall be responsible for all structural, electrical, mechanical, and foundation engineering and to meet or exceed all local, state, national, ADA or other applicable codes. The information, Content and support documentation was not produced under an architectural services agreement. Sign Vendor is to perform a technical audit of all site conditions to ensure that the sign or element being proposed can be permitted, approved by the landlord if applicable and will work/fit in the intended location. Sign Vendor is to verify all dimensions, fit, electrical, servicing, mounting conditions, codes and any other necessary requirements prior to sign or element fabrication. Using the technical audit information, and prior to manufacturing any new sign, sign vendor shall confirm that the visual representation (photo morph or sign rendering) of the proposed new sign will fit and appear as shown in the visual representation. The sign types, descriptions and dimensions for new signs noted in SignChart are for a general guide only (largely for initial design approval, pricing and planning purposes) and are not intended as final build sizes unless the sign vendor has confirmed the fit will generally match the provided visual representation. If the installed sign does not fit as shown in the visual representation the sign vendor will be responsible for replacing the sign at their cost. © 1999 - 2018 MONIGLE ASSOCIATES INC., ALL RIGHTS RESERVED - SIGNCHART IS A REGISTERED TRADEMARK.





Site Number: 000048

Site Name: Fore River Hospital  
 Address: 175 Fore River Parkway  
 City/State: Portland, ME 4102

Recommendation Completed: 2018-06-13  
 Approved:  
 Date Print: 07/25/2018

**Existing Photo**



**Proposed Photo**



**Existing**

<b>Sign Number:</b>	048
<b>Existing Sign Type:</b>	Directional Sign
<b>Face Material:</b>	Metal
<b>Graphics Material:</b>	Vinyl
<b>Overall Height:</b>	108"
<b>Face Height:</b>	63.5"
<b>Face Width:</b>	51.5"
<b>Square Feet:</b>	
<b>Illuminated:</b>	Non Illuminated
<b>Electrical:</b>	No Power Required
<b>Wall Material:</b>	
<b>Sign Comment:</b>	63.5"x51.5" faded signface w reflected vinyl on 80"h x 9"w 2.25" deep support pole. Shield symbol is 6"w x 7.5" h vinyl only. Single face.

**Proposed**

<b>Sign Number:</b>	048	<b>Overall Height:</b>	6'-4"
<b>Sign Type:</b>	D-NB-6.4-NIL	<b>Overall Width:</b>	4'-0"
<b>Description:</b>	6'-4" Non-Branded Non-Illuminated Directional	<b>Logo Height:</b>	n/a
<b>Action:</b>	Remove and Replace	<b>Letter Height:</b>	3"
<b>Message A:</b>		<b>Illuminated:</b>	N
<b>Message B:</b>			
<b>Comments:</b>	Verify copy and arrows directions w/ hospital prior to fabrication.		
<b>Restoration Notes:</b>	Perform utility locates and verify setbacks prior to fabrication / installation. Restore ground material to base of new sign. See control documents for product specification and master agreement for removal & installation requirements.		

SignChart® and Recommendation Book Legal Disclaimer. Certain information and Content in SignChart® is prepared as the result of a Design Services Agreement between Monigle Associates and their clients. The information and Content are part of an original and unpublished design by Monigle Associates. The concepts, detailing, and information shall not be reproduced, copied, or utilized except for the specific project and client for which they were created, without previous authorization from Monigle Associates and their clients. The information is for design intent only and shall be used only as a guide to produce the finished sizes, appearances, and functions. Nothing contained within the information or Content provided by Monigle Associates shall be construed as a design for any engineered element. The Sign Vendor shall be responsible for all structural, electrical, mechanical, and foundation engineering and to meet or exceed all local, state, national, ADA or other applicable codes. The information, Content and support documentation was not produced under an architectural services agreement. Sign Vendor is to perform a technical audit of all site conditions to ensure that the sign or element being proposed can be permitted, approved by the landlord if applicable and will work/fit in the intended location. Sign Vendor is to verify all dimensions, fit, electrical, servicing, mounting conditions, codes and any other necessary requirements prior to sign or element fabrication. Using the technical audit information, and prior to manufacturing any new sign, sign vendor shall confirm that the visual representation (photo morph or sign rendering) of the proposed new sign will fit and appear as shown in the visual representation. The sign types, descriptions and dimensions for new signs noted in SignChart are for a general guide only (largely for initial design approval, pricing and planning purposes) and are not intended as final build sizes unless the sign vendor has confirmed the fit will generally match the provided visual representation. If the installed sign does not fit as shown in the visual representation the sign vendor will be responsible for replacing the sign at their cost. © 1999 - 2018 MONIGLE ASSOCIATES INC., ALL RIGHTS RESERVED - SIGNCHART IS A REGISTERED TRADEMARK.





Site Number: 000048

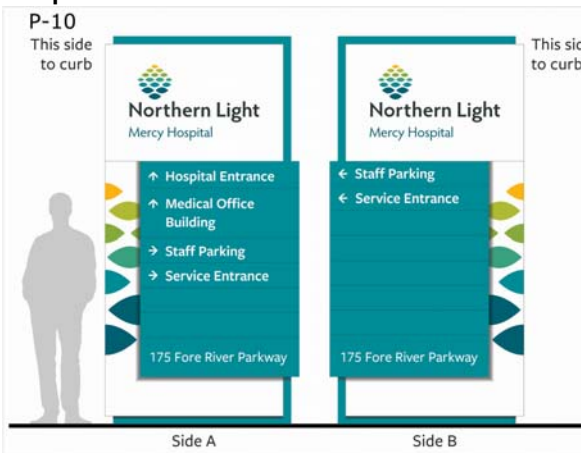
Site Name: Fore River Hospital  
 Address: 175 Fore River Parkway  
 City/State: Portland, ME 4102

Recommendation Completed: 2018-06-13  
 Approved:  
 Date Print: 07/25/2018

**Existing Photo**



**Proposed Photo**



**Existing**

<b>Sign Number:</b>	049
<b>Existing Sign Type:</b>	Directional Sign
<b>Face Material:</b>	Metal
<b>Graphics Material:</b>	Vinyl
<b>Overall Height:</b>	108"
<b>Face Height:</b>	63.5"
<b>Face Width:</b>	51.5"
<b>Square Feet:</b>	
<b>Illuminated:</b>	Non Illuminated
<b>Electrical:</b>	No Power Required
<b>Wall Material:</b>	
<b>Sign Comment:</b>	63.5"x51.5" faded signface w reflected vinyl on 80"h x 9"w 2.25" deep support pole. Shield symbol is 6"w x 7.5" h vinyl only. Double face.

**Proposed**

<b>Sign Number:</b>	049	<b>Overall Height:</b>	10'-0"
<b>Sign Type:</b>	P-10	<b>Overall Width:</b>	5'-0"
<b>Description:</b>	10' Internally Illuminated Pylon	<b>Logo Height:</b>	17.8"
<b>Action:</b>	Remove and Replace	<b>Letter Height:</b>	3.125"
<b>Message A:</b>		<b>Illuminated:</b>	I
<b>Message B:</b>			
<b>Comments:</b>			
<b>Restoration Notes:</b>	Perform utility locates and verify setbacks prior to fabrication / installation. Install new signage using existing primary electrical. Verify if additional circuits are required for new sign. Restore ground material to base of new sign. See control documents for product specification and master agreement for removal		

SignChart® and Recommendation Book Legal Disclaimer. Certain information and Content in SignChart® is prepared as the result of a Design Services Agreement between Monigle Associates and their clients. The information and Content are part of an original and unpublished design by Monigle Associates. The concepts, detailing, and information shall not be reproduced, copied, or utilized except for the specific project and client for which they were created, without previous authorization from Monigle Associates and their clients. The information is for design intent only and shall be used only as a guide to produce the finished sizes, appearances, and functions. Nothing contained within the information or Content provided by Monigle Associates shall be construed as a design for any engineered element. The Sign Vendor shall be responsible for all structural, electrical, mechanical, and foundation engineering and to meet or exceed all local, state, national, ADA or other applicable codes. The information, Content and support documentation was not produced under an architectural services agreement. Sign Vendor is to perform a technical audit of all site conditions to ensure that the sign or element being proposed can be permitted, approved by the landlord if applicable and will work/fit in the intended location. Sign Vendor is to verify all dimensions, fit, electrical, servicing, mounting conditions, codes and any other necessary requirements prior to sign or element fabrication. Using the technical audit information, and prior to manufacturing any new sign, sign vendor shall confirm that the visual representation (photo morph or sign rendering) of the proposed new sign will fit and appear as shown in the visual representation. The sign types, descriptions and dimensions for new signs noted in SignChart are for a general guide only (largely for initial design approval, pricing and planning purposes) and are not intended as final build sizes unless the sign vendor has confirmed the fit will generally match the provided visual representation. If the installed sign does not fit as shown in the visual representation the sign vendor will be responsible for replacing the sign at their cost. © 1999 - 2018 MONIGLE ASSOCIATES INC., ALL RIGHTS RESERVED - SIGNCHART IS A REGISTERED TRADEMARK.





Site Number: 000048

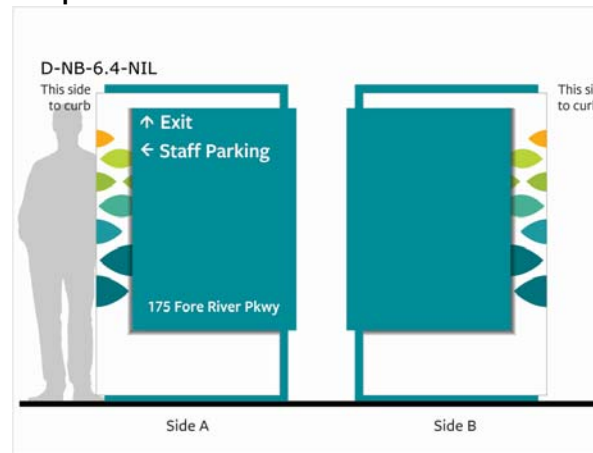
Site Name: Fore River Hospital  
 Address: 175 Fore River Parkway  
 City/State: Portland, ME 4102

Recommendation Completed: 2018-06-13  
 Approved:  
 Date Print: 07/25/2018

**Existing Photo**



**Proposed Photo**



**Existing**

<b>Sign Number:</b>	050
<b>Existing Sign Type:</b>	Directional Sign
<b>Face Material:</b>	Metal
<b>Graphics Material:</b>	Vinyl
<b>Overall Height:</b>	108"
<b>Face Height:</b>	63.5"
<b>Face Width:</b>	51.5"
<b>Square Feet:</b>	
<b>Illuminated:</b>	Non Illuminated
<b>Electrical:</b>	No Power Required
<b>Wall Material:</b>	
<b>Sign Comment:</b>	63.5"x51.5" faded signface w reflected vinyl on 80"h x 9"w 2.25" deep support pole. Shield symbol is 6"w x 7.5" h vinyl only. Double face.

**Proposed**

<b>Sign Number:</b>	050	<b>Overall Height:</b>	6'-4"
<b>Sign Type:</b>	D-NB-6.4-NIL	<b>Overall Width:</b>	4'-0"
<b>Description:</b>	6'-4" Non-Branded Non-Illuminated Directional	<b>Logo Height:</b>	n/a
<b>Action:</b>	Remove and Replace	<b>Letter Height:</b>	3"
<b>Message A:</b>		<b>Illuminated:</b>	N
<b>Message B:</b>			
<b>Comments:</b>			
<b>Restoration Notes:</b>	Perform utility locates and verify setbacks prior to fabrication / installation. Restore ground material to base of new sign. See control documents for product specification and master agreement for removal		

SignChart® and Recommendation Book Legal Disclaimer. Certain information and Content in SignChart® is prepared as the result of a Design Services Agreement between Monigle Associates and their clients. The information and Content are part of an original and unpublished design by Monigle Associates. The concepts, detailing, and information shall not be reproduced, copied, or utilized except for the specific project and client for which they were created, without previous authorization from Monigle Associates and their clients. The information is for design intent only and shall be used only as a guide to produce the finished sizes, appearances, and functions. Nothing contained within the information or Content provided by Monigle Associates shall be construed as a design for any engineered element. The Sign Vendor shall be responsible for all structural, electrical, mechanical, and foundation engineering and to meet or exceed all local, state, national, ADA or other applicable codes. The information, Content and support documentation was not produced under an architectural services agreement. Sign Vendor is to perform a technical audit of all site conditions to ensure that the sign or element being proposed can be permitted, approved by the landlord if applicable and will work/fit in the intended location. Sign Vendor is to verify all dimensions, fit, electrical, servicing, mounting conditions, codes and any other necessary requirements prior to sign or element fabrication. Using the technical audit information, and prior to manufacturing any new sign, sign vendor shall confirm that the visual representation (photo morph or sign rendering) of the proposed new sign will fit and appear as shown in the visual representation. The sign types, descriptions and dimensions for new signs noted in SignChart are for a general guide only (largely for initial design approval, pricing and planning purposes) and are not intended as final build sizes unless the sign vendor has confirmed the fit will generally match the provided visual representation. If the installed sign does not fit as shown in the visual representation the sign vendor will be responsible for replacing the sign at their cost. © 1999 - 2018 MONIGLE ASSOCIATES INC., ALL RIGHTS RESERVED - SIGNCHART IS A REGISTERED TRADEMARK.







Site Number: 000048

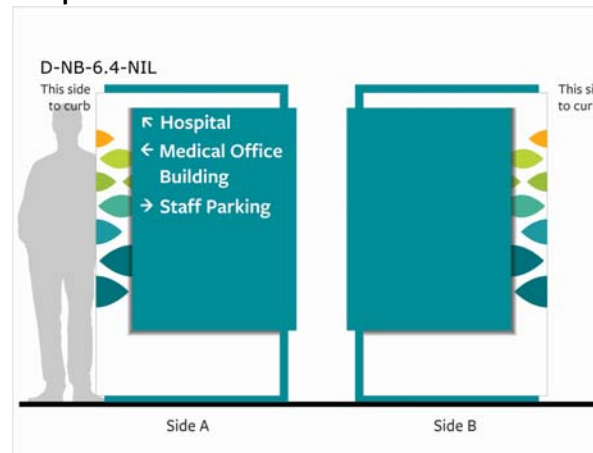
Site Name: Fore River Hospital  
 Address: 175 Fore River Parkway  
 City/State: Portland, ME 4102

Recommendation Completed: 2018-06-13  
 Approved:  
 Date Print: 07/25/2018

**Existing Photo**



**Proposed Photo**



**Existing**

<b>Sign Number:</b>	051
<b>Existing Sign Type:</b>	Directional Sign
<b>Face Material:</b>	Metal
<b>Graphics Material:</b>	Vinyl
<b>Overall Height:</b>	108"
<b>Face Height:</b>	63.5"
<b>Face Width:</b>	51.5"
<b>Square Feet:</b>	
<b>Illuminated:</b>	Non Illuminated
<b>Electrical:</b>	No Power Required
<b>Wall Material:</b>	
<b>Sign Comment:</b>	63.5"x51.5" faded signface w reflected vinyl on 80"h x 9"w 2.25" deep support pole. Shield symbol is 6"w x 7.5" h vinyl only. Double face.

**Proposed**

<b>Sign Number:</b>	051	<b>Overall Height:</b>	6'-4"
<b>Sign Type:</b>	D-NB-6.4-NIL	<b>Overall Width:</b>	4'-0"
<b>Description:</b>	6'-4" Non-Branded Non-Illuminated Directional	<b>Logo Height:</b>	n/a
<b>Action:</b>	Remove and Replace	<b>Letter Height:</b>	3"
<b>Message A:</b>		<b>Illuminated:</b>	N
<b>Message B:</b>			
<b>Comments:</b>			
<b>Restoration Notes:</b>	Perform utility locates and verify setbacks prior to fabrication / installation. Restore ground material to base of new sign. See control documents for product specification and master agreement for removal		

SignChart® and Recommendation Book Legal Disclaimer. Certain information and Content in SignChart® is prepared as the result of a Design Services Agreement between Monigle Associates and their clients. The information and Content are part of an original and unpublished design by Monigle Associates. The concepts, detailing, and information shall not be reproduced, copied, or utilized except for the specific project and client for which they were created, without previous authorization from Monigle Associates and their clients. The information is for design intent only and shall be used only as a guide to produce the finished sizes, appearances, and functions. Nothing contained within the information or Content provided by Monigle Associates shall be construed as a design for any engineered element. The Sign Vendor shall be responsible for all structural, electrical, mechanical, and foundation engineering and to meet or exceed all local, state, national, ADA or other applicable codes. The information, Content and support documentation was not produced under an architectural services agreement. Sign Vendor is to perform a technical audit of all site conditions to ensure that the sign or element being proposed can be permitted, approved by the landlord if applicable and will work/fit in the intended location. Sign Vendor is to verify all dimensions, fit, electrical, servicing, mounting conditions, codes and any other necessary requirements prior to sign or element fabrication. Using the technical audit information, and prior to manufacturing any new sign, sign vendor shall confirm that the visual representation (photo morph or sign rendering) of the proposed new sign will fit and appear as shown in the visual representation. The sign types, descriptions and dimensions for new signs noted in SignChart are for a general guide only (largely for initial design approval, pricing and planning purposes) and are not intended as final build sizes unless the sign vendor has confirmed the fit will generally match the provided visual representation. If the installed sign does not fit as shown in the visual representation the sign vendor will be responsible for replacing the sign at their cost. © 1999 - 2018 MONIGLE ASSOCIATES INC., ALL RIGHTS RESERVED - SIGNCHART IS A REGISTERED TRADEMARK.







Site Number: 000048

Site Name: Fore River Hospital  
 Address: 175 Fore River Parkway  
 City/State: Portland, ME 4102

Recommendation Completed: 2018-06-13  
 Approved:  
 Date Print: 07/25/2018

**Existing Photo**



**Proposed Photo**



**Existing**

<b>Sign Number:</b>	052
<b>Existing Sign Type:</b>	Directional Sign
<b>Face Material:</b>	Metal
<b>Graphics Material:</b>	Vinyl
<b>Overall Height:</b>	108"
<b>Face Height:</b>	63.5"
<b>Face Width:</b>	51.5"
<b>Square Feet:</b>	
<b>Illuminated:</b>	Non Illuminated
<b>Electrical:</b>	No Power Required
<b>Wall Material:</b>	
<b>Sign Comment:</b>	63.5"x51.5" faded signface w reflected vinyl on 80"h x 9"w 2.25" deep support pole. Shield symbol is 6"w x 7.5" h vinyl only. Double face.

**Proposed**

<b>Sign Number:</b>	052	<b>Overall Height:</b>	6'-4"
<b>Sign Type:</b>	D-NB-6.4-NIL	<b>Overall Width:</b>	4'-0"
<b>Description:</b>	6'-4" Non-Branded Non-Illuminated Directional	<b>Logo Height:</b>	n/a
<b>Action:</b>	Remove and Replace	<b>Letter Height:</b>	3"
<b>Message A:</b>		<b>Illuminated:</b>	N
<b>Message B:</b>			
<b>Comments:</b>			
<b>Restoration Notes:</b>	Perform utility locates and verify setbacks prior to fabrication / installation. Restore ground material to base of new sign. See control documents for product specification and master agreement for removal		

SignChart® and Recommendation Book Legal Disclaimer. Certain information and Content in SignChart® is prepared as the result of a Design Services Agreement between Monigle Associates and their clients. The information and Content are part of an original and unpublished design by Monigle Associates. The concepts, detailing, and information shall not be reproduced, copied, or utilized except for the specific project and client for which they were created, without previous authorization from Monigle Associates and their clients. The information is for design intent only and shall be used only as a guide to produce the finished sizes, appearances, and functions. Nothing contained within the information or Content provided by Monigle Associates shall be construed as a design for any engineered element. The Sign Vendor shall be responsible for all structural, electrical, mechanical, and foundation engineering and to meet or exceed all local, state, national, ADA or other applicable codes. The information, Content and support documentation was not produced under an architectural services agreement. Sign Vendor is to perform a technical audit of all site conditions to ensure that the sign or element being proposed can be permitted, approved by the landlord if applicable and will work/fit in the intended location. Sign Vendor is to verify all dimensions, fit, electrical, servicing, mounting conditions, codes and any other necessary requirements prior to sign or element fabrication. Using the technical audit information, and prior to manufacturing any new sign, sign vendor shall confirm that the visual representation (photo morph or sign rendering) of the proposed new sign will fit and appear as shown in the visual representation. The sign types, descriptions and dimensions for new signs noted in SignChart are for a general guide only (largely for initial design approval, pricing and planning purposes) and are not intended as final build sizes unless the sign vendor has confirmed the fit will generally match the provided visual representation. If the installed sign does not fit as shown in the visual representation the sign vendor will be responsible for replacing the sign at their cost. © 1999 - 2018 MONIGLE ASSOCIATES INC., ALL RIGHTS RESERVED - SIGNCHART IS A REGISTERED TRADEMARK.





Site Number: 000048

Site Name: Fore River Hospital  
 Address: 175 Fore River Parkway  
 City/State: Portland, ME 4102

Recommendation Completed: 2018-06-13

Approved:

Date Print: 07/25/2018

### Existing Photo



### Proposed Photo



REG-W1-NS  
 18"x24"

### Existing

<b>Sign Number:</b>	053
<b>Existing Sign Type:</b>	Smoke Free
<b>Face Material:</b>	Metal
<b>Graphics Material:</b>	Painted Letters
<b>Overall Height:</b>	
<b>Face Height:</b>	12"
<b>Face Width:</b>	18"
<b>Square Feet:</b>	
<b>Illuminated:</b>	Non Illuminated
<b>Electrical:</b>	No Power Required
<b>Wall Material:</b>	
<b>Sign Comment:</b>	silkscreened graphics on pole sign

### Proposed

<b>Sign Number:</b>	053	<b>Overall Height:</b>	2'-0"
<b>Sign Type:</b>	REG-W1-NS	<b>Overall Width:</b>	1'-6"
<b>Description:</b>	Large Wall Mounted Regulatory Sign - No Smoking	<b>Logo Height:</b>	
<b>Action:</b>	Remove and Replace	<b>Letter Height:</b>	
<b>Message A:</b>		<b>Illuminated:</b>	N
<b>Message B:</b>			
<b>Comments:</b>			
<b>Restoration Notes:</b>	Patch and repair existing wall surface to like new condition. Repaint to match existing color finish. For brick or stone walls fill holes with matching silicone. Power wash wall if required. Field verify dimensions of space shown in photo morph prior to fabrication to verify if specified sign will fit in area. See control documents for product specification and master agreement for removal		

SignChart® and Recommendation Book Legal Disclaimer. Certain information and Content in SignChart® is prepared as the result of a Design Services Agreement between Monigle Associates and their clients. The information and Content are part of an original and unpublished design by Monigle Associates. The concepts, detailing, and information shall not be reproduced, copied, or utilized except for the specific project and client for which they were created, without previous authorization from Monigle Associates and their clients. The information is for design intent only and shall be used only as a guide to produce the finished sizes, appearances, and functions. Nothing contained within the information or Content provided by Monigle Associates shall be construed as a design for any engineered element. The Sign Vendor shall be responsible for all structural, electrical, mechanical, and foundation engineering and to meet or exceed all local, state, national, ADA or other applicable codes. The information, Content and support documentation was not produced under an architectural services agreement. Sign Vendor is to perform a technical audit of all site conditions to ensure that the sign or element being proposed can be permitted, approved by the landlord if applicable and will work/fit in the intended location. Sign Vendor is to verify all dimensions, fit, electrical, servicing, mounting conditions, codes and any other necessary requirements prior to sign or element fabrication. Using the technical audit information, and prior to manufacturing any new sign, sign vendor shall confirm that the visual representation (photo morph or sign rendering) of the proposed new sign will fit and appear as shown in the visual representation. The sign types, descriptions and dimensions for new signs noted in SignChart are for a general guide only (largely for initial design approval, pricing and planning purposes) and are not intended as final build sizes unless the sign vendor has confirmed the fit will generally match the provided visual representation. If the installed sign does not fit as shown in the visual representation the sign vendor will be responsible for replacing the sign at their cost. © 1999 - 2018 MONIGLE ASSOCIATES INC., ALL RIGHTS RESERVED - SIGNCHART IS A REGISTERED TRADEMARK.



Site Number: 000048

Site Name: Fore River Hospital  
 Address: 175 Fore River Parkway  
 City/State: Portland, ME 4102

Recommendation Completed: 2018-06-13

Approved:

Date Print: 07/25/2018

### Existing Photo



### Proposed Photo



REG-W1-NS  
 18"x24"

### Existing

<b>Sign Number:</b>	053b
<b>Existing Sign Type:</b>	Smoke Free
<b>Face Material:</b>	Metal
<b>Graphics Material:</b>	Painted Letters
<b>Overall Height:</b>	
<b>Face Height:</b>	12"
<b>Face Width:</b>	18"
<b>Square Feet:</b>	
<b>Illuminated:</b>	Non Illuminated
<b>Electrical:</b>	No Power Required
<b>Wall Material:</b>	
<b>Sign Comment:</b>	silkscreened graphics on pole sign

### Proposed

<b>Sign Number:</b>	053b	<b>Overall Height:</b>	2'-0"
<b>Sign Type:</b>	REG-W1-NS	<b>Overall Width:</b>	1'-6"
<b>Description:</b>	Large Wall Mounted Regulatory Sign - No Smoking	<b>Logo Height:</b>	
<b>Action:</b>	Remove and Replace	<b>Letter Height:</b>	
<b>Message A:</b>		<b>Illuminated:</b>	N
<b>Message B:</b>			
<b>Comments:</b>			
<b>Restoration Notes:</b>	Patch and repair existing wall surface to like new condition. Repaint to match existing color finish. For brick or stone walls fill holes with matching silicone. Power wash wall if required. Field verify dimensions of space shown in photo morph prior to fabrication to verify if specified sign will fit in area. See control documents for product specification and master agreement for removal		

SignChart® and Recommendation Book Legal Disclaimer. Certain information and Content in SignChart® is prepared as the result of a Design Services Agreement between Monigle Associates and their clients. The information and Content are part of an original and unpublished design by Monigle Associates. The concepts, detailing, and information shall not be reproduced, copied, or utilized except for the specific project and client for which they were created, without previous authorization from Monigle Associates and their clients. The information is for design intent only and shall be used only as a guide to produce the finished sizes, appearances, and functions. Nothing contained within the information or Content provided by Monigle Associates shall be construed as a design for any engineered element. The Sign Vendor shall be responsible for all structural, electrical, mechanical, and foundation engineering and to meet or exceed all local, state, national, ADA or other applicable codes. The information, Content and support documentation was not produced under an architectural services agreement. Sign Vendor is to perform a technical audit of all site conditions to ensure that the sign or element being proposed can be permitted, approved by the landlord if applicable and will work/fit in the intended location. Sign Vendor is to verify all dimensions, fit, electrical, servicing, mounting conditions, codes and any other necessary requirements prior to sign or element fabrication. Using the technical audit information, and prior to manufacturing any new sign, sign vendor shall confirm that the visual representation (photo morph or sign rendering) of the proposed new sign will fit and appear as shown in the visual representation. The sign types, descriptions and dimensions for new signs noted in SignChart are for a general guide only (largely for initial design approval, pricing and planning purposes) and are not intended as final build sizes unless the sign vendor has confirmed the fit will generally match the provided visual representation. If the installed sign does not fit as shown in the visual representation the sign vendor will be responsible for replacing the sign at their cost. © 1999 - 2018 MONIGLE ASSOCIATES INC., ALL RIGHTS RESERVED - SIGNCHART IS A REGISTERED TRADEMARK.



Site Number: 000048

Site Name: Fore River Hospital  
 Address: 175 Fore River Parkway  
 City/State: Portland, ME 4102

Recommendation Completed: 2018-06-13  
 Approved:  
 Date Print: 07/25/2018

**Existing Photo**



**Proposed Photo**



**Existing**

<b>Sign Number:</b>	053c
<b>Existing Sign Type:</b>	Regulatory Sign
<b>Face Material:</b>	Metal
<b>Graphics Material:</b>	Painted Letters
<b>Overall Height:</b>	
<b>Face Height:</b>	12"
<b>Face Width:</b>	18"
<b>Square Feet:</b>	
<b>Illuminated:</b>	Non Illuminated
<b>Electrical:</b>	No Power Required
<b>Wall Material:</b>	
<b>Sign Comment:</b>	Faded Mercy permit parking

**Proposed**

<b>Sign Number:</b>	053c	<b>Overall Height:</b>	
<b>Sign Type:</b>	Remove	<b>Overall Width:</b>	
<b>Description:</b>	Remove Faded Sign	<b>Logo Height:</b>	
<b>Action:</b>		<b>Letter Height:</b>	
<b>Message A:</b>		<b>Illuminated:</b>	
<b>Message B:</b>			
<b>Comments:</b>	Remove the upper sign.		
<b>Restoration Notes:</b>			

SignChart® and Recommendation Book Legal Disclaimer. Certain information and Content in SignChart® is prepared as the result of a Design Services Agreement between Monigle Associates and their clients. The information and Content are part of an original and unpublished design by Monigle Associates. The concepts, detailing, and information shall not be reproduced, copied, or utilized except for the specific project and client for which they were created, without previous authorization from Monigle Associates and their clients. The information is for design intent only and shall be used only as a guide to produce the finished sizes, appearances, and functions. Nothing contained within the information or Content provided by Monigle Associates shall be construed as a design for any engineered element. The Sign Vendor shall be responsible for all structural, electrical, mechanical, and foundation engineering and to meet or exceed all local, state, national, ADA or other applicable codes. The information, Content and support documentation was not produced under an architectural services agreement. Sign Vendor is to perform a technical audit of all site conditions to ensure that the sign or element being proposed can be permitted, approved by the landlord if applicable and will work/fit in the intended location. Sign Vendor is to verify all dimensions, fit, electrical, servicing, mounting conditions, codes and any other necessary requirements prior to sign or element fabrication. Using the technical audit information, and prior to manufacturing any new sign, sign vendor shall confirm that the visual representation (photo morph or sign rendering) of the proposed new sign will fit and appear as shown in the visual representation. The sign types, descriptions and dimensions for new signs noted in SignChart are for a general guide only (largely for initial design approval, pricing and planning purposes) and are not intended as final build sizes unless the sign vendor has confirmed the fit will generally match the provided visual representation. If the installed sign does not fit as shown in the visual representation the sign vendor will be responsible for replacing the sign at their cost. © 1999 - 2018 MONIGLE ASSOCIATES INC., ALL RIGHTS RESERVED - SIGNCHART IS A REGISTERED TRADEMARK.





Site Number: 000048

Site Name: Fore River Hospital  
 Address: 175 Fore River Parkway  
 City/State: Portland, ME 4102

Recommendation Completed: 2018-06-13  
 Approved:  
 Date Print: 07/25/2018

### Existing Photo



### Proposed Photo

**Leave Existing Sign**

### Existing

**Sign Number:** 053d  
**Existing Sign Type:** Regulatory Sign  
**Face Material:** Metal  
**Graphics Material:** Vinyl  
**Overall Height:**  
**Face Height:** 12"  
**Face Width:** 18"  
**Square Feet:**  
**Illuminated:** Non Illuminated  
**Electrical:** No Power Required  
**Wall Material:**  
**Sign Comment:** Faded Mercy permit parking

### Proposed

**Sign Number:** 053d  
**Sign Type:** Leave  
**Description:** Leave Security Sign  
**Action:** Leave  
**Message A:**  
**Message B:**  
**Comments:** Leave Security Sign  
**Restoration Notes:**

**Overall Height:**  
**Overall Width:**  
**Logo Height:**  
**Letter Height:**  
**Illuminated:**

SignChart® and Recommendation Book Legal Disclaimer. Certain information and Content in SignChart® is prepared as the result of a Design Services Agreement between Monigle Associates and their clients. The information and Content are part of an original and unpublished design by Monigle Associates. The concepts, detailing, and information shall not be reproduced, copied, or utilized except for the specific project and client for which they were created, without previous authorization from Monigle Associates and their clients. The information is for design intent only and shall be used only as a guide to produce the finished sizes, appearances, and functions. Nothing contained within the information or Content provided by Monigle Associates shall be construed as a design for any engineered element. The Sign Vendor shall be responsible for all structural, electrical, mechanical, and foundation engineering and to meet or exceed all local, state, national, ADA or other applicable codes. The information, Content and support documentation was not produced under an architectural services agreement. Sign Vendor is to perform a technical audit of all site conditions to ensure that the sign or element being proposed can be permitted, approved by the landlord if applicable and will work/fit in the intended location. Sign Vendor is to verify all dimensions, fit, electrical, servicing, mounting conditions, codes and any other necessary requirements prior to sign or element fabrication. Using the technical audit information, and prior to manufacturing any new sign, sign vendor shall confirm that the visual representation (photo morph or sign rendering) of the proposed new sign will fit and appear as shown in the visual representation. The sign types, descriptions and dimensions for new signs noted in SignChart are for a general guide only (largely for initial design approval, pricing and planning purposes) and are not intended as final build sizes unless the sign vendor has confirmed the fit will generally match the provided visual representation. If the installed sign does not fit as shown in the visual representation the sign vendor will be responsible for replacing the sign at their cost. © 1999 - 2018 MONIGLE ASSOCIATES INC., ALL RIGHTS RESERVED - SIGNCHART IS A REGISTERED TRADEMARK.

**monigle**





Site Number: 000048

Site Name: Fore River Hospital  
 Address: 175 Fore River Parkway  
 City/State: Portland, ME 4102

Recommendation Completed: 2018-06-13  
 Approved:  
 Date Print: 07/25/2018

**Existing Photo**



**Proposed Photo**



**Existing**

<b>Sign Number:</b>	054
<b>Existing Sign Type:</b>	Smoke Free
<b>Face Material:</b>	Metal
<b>Graphics Material:</b>	Painted Letters
<b>Overall Height:</b>	
<b>Face Height:</b>	12"
<b>Face Width:</b>	18"
<b>Square Feet:</b>	
<b>Illuminated:</b>	Non Illuminated
<b>Electrical:</b>	No Power Required
<b>Wall Material:</b>	
<b>Sign Comment:</b>	silkscreened graphics on pole sign

**Proposed**

<b>Sign Number:</b>	054	<b>Overall Height:</b>	1'-5"
<b>Sign Type:</b>	REG-W2-NS	<b>Overall Width:</b>	1'-0"
<b>Description:</b>	Small Wall Mounted Regulatory Sign - No Smoking	<b>Logo Height:</b>	
<b>Action:</b>	Remove and Replace	<b>Letter Height:</b>	
<b>Message A:</b>		<b>Illuminated:</b>	N
<b>Message B:</b>			
<b>Comments:</b>			
<b>Restoration Notes:</b>	Patch and repair existing wall surface to like new condition. Repaint to match existing color finish. For brick or stone walls fill holes with matching silicone. Power wash wall if required. Field verify dimensions of space shown in photo morph prior to fabrication to verify if specified sign will fit in area. See control documents for product specification and master agreement for removal		

SignChart® and Recommendation Book Legal Disclaimer. Certain information and Content in SignChart® is prepared as the result of a Design Services Agreement between Monigle Associates and their clients. The information and Content are part of an original and unpublished design by Monigle Associates. The concepts, detailing, and information shall not be reproduced, copied, or utilized except for the specific project and client for which they were created, without previous authorization from Monigle Associates and their clients. The information is for design intent only and shall be used only as a guide to produce the finished sizes, appearances, and functions. Nothing contained within the information or Content provided by Monigle Associates shall be construed as a design for any engineered element. The Sign Vendor shall be responsible for all structural, electrical, mechanical, and foundation engineering and to meet or exceed all local, state, national, ADA or other applicable codes. The information, Content and support documentation was not produced under an architectural services agreement. Sign Vendor is to perform a technical audit of all site conditions to ensure that the sign or element being proposed can be permitted, approved by the landlord if applicable and will work/fit in the intended location. Sign Vendor is to verify all dimensions, fit, electrical, servicing, mounting conditions, codes and any other necessary requirements prior to sign or element fabrication. Using the technical audit information, and prior to manufacturing any new sign, sign vendor shall confirm that the visual representation (photo morph or sign rendering) of the proposed new sign will fit and appear as shown in the visual representation. The sign types, descriptions and dimensions for new signs noted in SignChart are for a general guide only (largely for initial design approval, pricing and planning purposes) and are not intended as final build sizes unless the sign vendor has confirmed the fit will generally match the provided visual representation. If the installed sign does not fit as shown in the visual representation the sign vendor will be responsible for replacing the sign at their cost. © 1999 - 2018 MONIGLE ASSOCIATES INC., ALL RIGHTS RESERVED - SIGNCHART IS A REGISTERED TRADEMARK.





Site Number: 000048

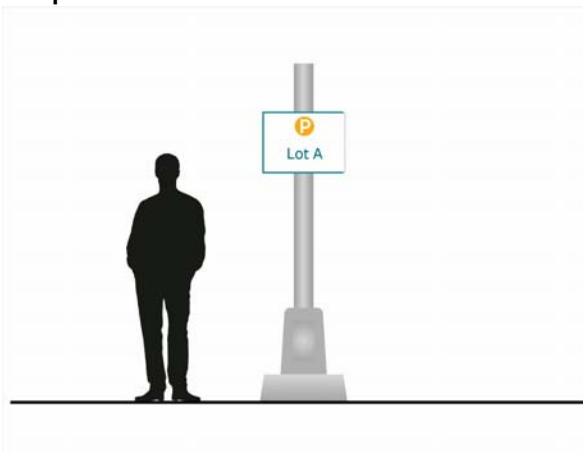
Site Name: Fore River Hospital  
 Address: 175 Fore River Parkway  
 City/State: Portland, ME 4102

Recommendation Completed: 2018-06-13  
 Approved:  
 Date Print: 07/25/2018

**Existing Photo**



**Proposed Photo**



**Existing**

<b>Sign Number:</b>	055
<b>Existing Sign Type:</b>	
<b>Face Material:</b>	Metal
<b>Graphics Material:</b>	Vinyl
<b>Overall Height:</b>	
<b>Face Height:</b>	36"
<b>Face Width:</b>	32"
<b>Square Feet:</b>	
<b>Illuminated:</b>	Non Illuminated
<b>Electrical:</b>	No Power Required
<b>Wall Material:</b>	
<b>Sign Comment:</b>	Break formed at ends. Attached to pole with worm drive straps -10ft to bottom of sign

**Proposed**

<b>Sign Number:</b>	055	<b>Overall Height:</b>	1'-6"
<b>Sign Type:</b>	PL-1	<b>Overall Width:</b>	2'-0"
<b>Description:</b>	Parking Lot Sign	<b>Logo Height:</b>	
<b>Action:</b>	Remove and Replace	<b>Letter Height:</b>	
<b>Message A:</b>		<b>Illuminated:</b>	N
<b>Message B:</b>			
<b>Comments:</b>			
<b>Restoration Notes:</b>	Field verify dimensions of space shown in photo morph prior to fabrication to verify if specified sign will fit in area. See control documents for product specification and master agreement for removal		

SignChart® and Recommendation Book Legal Disclaimer. Certain information and Content in SignChart® is prepared as the result of a Design Services Agreement between Monigle Associates and their clients. The information and Content are part of an original and unpublished design by Monigle Associates. The concepts, detailing, and information shall not be reproduced, copied, or utilized except for the specific project and client for which they were created, without previous authorization from Monigle Associates and their clients. The information is for design intent only and shall be used only as a guide to produce the finished sizes, appearances, and functions. Nothing contained within the information or Content provided by Monigle Associates shall be construed as a design for any engineered element. The Sign Vendor shall be responsible for all structural, electrical, mechanical, and foundation engineering and to meet or exceed all local, state, national, ADA or other applicable codes. The information, Content and support documentation was not produced under an architectural services agreement. Sign Vendor is to perform a technical audit of all site conditions to ensure that the sign or element being proposed can be permitted, approved by the landlord if applicable and will work/fit in the intended location. Sign Vendor is to verify all dimensions, fit, electrical, servicing, mounting conditions, codes and any other necessary requirements prior to sign or element fabrication. Using the technical audit information, and prior to manufacturing any new sign, sign vendor shall confirm that the visual representation (photo morph or sign rendering) of the proposed new sign will fit and appear as shown in the visual representation. The sign types, descriptions and dimensions for new signs noted in SignChart are for a general guide only (largely for initial design approval, pricing and planning purposes) and are not intended as final build sizes unless the sign vendor has confirmed the fit will generally match the provided visual representation. If the installed sign does not fit as shown in the visual representation the sign vendor will be responsible for replacing the sign at their cost. © 1999 - 2018 MONIGLE ASSOCIATES INC., ALL RIGHTS RESERVED - SIGNCHART IS A REGISTERED TRADEMARK.





Site Number: 000048

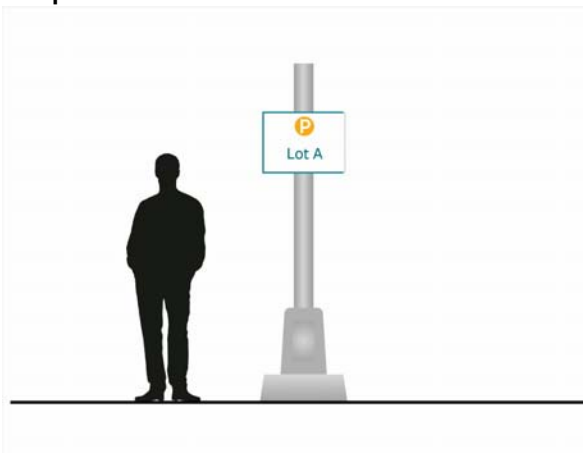
Site Name: Fore River Hospital  
 Address: 175 Fore River Parkway  
 City/State: Portland, ME 4102

Recommendation Completed: 2018-06-13  
 Approved:  
 Date Print: 07/25/2018

**Existing Photo**



**Proposed Photo**



**Existing**

<b>Sign Number:</b>	055b
<b>Existing Sign Type:</b>	Regulatory - Pole Mo
<b>Face Material:</b>	Metal
<b>Graphics Material:</b>	Vinyl
<b>Overall Height:</b>	
<b>Face Height:</b>	36"
<b>Face Width:</b>	32"
<b>Square Feet:</b>	
<b>Illuminated:</b>	Non Illuminated
<b>Electrical:</b>	No Power Required
<b>Wall Material:</b>	
<b>Sign Comment:</b>	Break formed at ends. Attached to pole with worm drive straps -10ft to bottom of sign

**Proposed**

<b>Sign Number:</b>	055b	<b>Overall Height:</b>	1'-6"
<b>Sign Type:</b>	PL-1	<b>Overall Width:</b>	2'-0"
<b>Description:</b>	Parking Lot Sign	<b>Logo Height:</b>	
<b>Action:</b>	Remove and Replace	<b>Letter Height:</b>	
<b>Message A:</b>		<b>Illuminated:</b>	N
<b>Message B:</b>			
<b>Comments:</b>			
<b>Restoration Notes:</b>	Field verify dimensions of space shown in photo morph prior to fabrication to verify if specified sign will fit in area. See control documents for product specification and master agreement for removal		

SignChart® and Recommendation Book Legal Disclaimer. Certain information and Content in SignChart® is prepared as the result of a Design Services Agreement between Monigle Associates and their clients. The information and Content are part of an original and unpublished design by Monigle Associates. The concepts, detailing, and information shall not be reproduced, copied, or utilized except for the specific project and client for which they were created, without previous authorization from Monigle Associates and their clients. The information is for design intent only and shall be used only as a guide to produce the finished sizes, appearances, and functions. Nothing contained within the information or Content provided by Monigle Associates shall be construed as a design for any engineered element. The Sign Vendor shall be responsible for all structural, electrical, mechanical, and foundation engineering and to meet or exceed all local, state, national, ADA or other applicable codes. The information, Content and support documentation was not produced under an architectural services agreement. Sign Vendor is to perform a technical audit of all site conditions to ensure that the sign or element being proposed can be permitted, approved by the landlord if applicable and will work/fit in the intended location. Sign Vendor is to verify all dimensions, fit, electrical, servicing, mounting conditions, codes and any other necessary requirements prior to sign or element fabrication. Using the technical audit information, and prior to manufacturing any new sign, sign vendor shall confirm that the visual representation (photo morph or sign rendering) of the proposed new sign will fit and appear as shown in the visual representation. The sign types, descriptions and dimensions for new signs noted in SignChart are for a general guide only (largely for initial design approval, pricing and planning purposes) and are not intended as final build sizes unless the sign vendor has confirmed the fit will generally match the provided visual representation. If the installed sign does not fit as shown in the visual representation the sign vendor will be responsible for replacing the sign at their cost. © 1999 - 2018 MONIGLE ASSOCIATES INC., ALL RIGHTS RESERVED - SIGNCHART IS A REGISTERED TRADEMARK.





Site Number: 000048

Site Name: Fore River Hospital  
 Address: 175 Fore River Parkway  
 City/State: Portland, ME 4102

Recommendation Completed: 2018-06-13

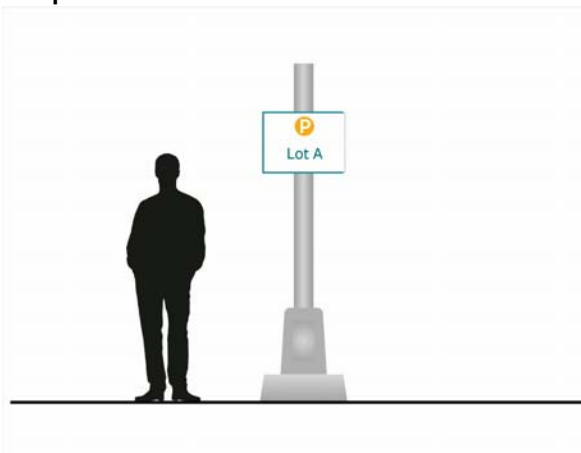
Approved:

Date Print: 07/25/2018

## Existing Photo



## Proposed Photo



## Existing

Sign Number:	056
Existing Sign Type:	Regulatory - Pole Mo
Face Material:	Metal
Graphics Material:	Vinyl
Overall Height:	
Face Height:	36"
Face Width:	32"
Square Feet:	
Illuminated:	Non Illuminated
Electrical:	No Power Required
Wall Material:	
Sign Comment:	Break formed at ends. Attached to pole with worm drive straps -10ft to bottom of sign

## Proposed

Sign Number:	056	Overall Height:	1'-6"
Sign Type:	PL-1	Overall Width:	2'-0"
Description:	Parking Lot Sign	Logo Height:	
Action:	Remove and Replace	Letter Height:	
Message A:		Illuminated:	N
Message B:			
Comments:			
Restoration Notes:	Field verify dimensions of space shown in photo morph prior to fabrication to verify if specified sign will fit in area. See control documents for product specification and master agreement for removal		

SignChart® and Recommendation Book Legal Disclaimer. Certain information and Content in SignChart® is prepared as the result of a Design Services Agreement between Monigle Associates and their clients. The information and Content are part of an original and unpublished design by Monigle Associates. The concepts, detailing, and information shall not be reproduced, copied, or utilized except for the specific project and client for which they were created, without previous authorization from Monigle Associates and their clients. The information is for design intent only and shall be used only as a guide to produce the finished sizes, appearances, and functions. Nothing contained within the information or Content provided by Monigle Associates shall be construed as a design for any engineered element. The Sign Vendor shall be responsible for all structural, electrical, mechanical, and foundation engineering and to meet or exceed all local, state, national, ADA or other applicable codes. The information, Content and support documentation was not produced under an architectural services agreement. Sign Vendor is to perform a technical audit of all site conditions to ensure that the sign or element being proposed can be permitted, approved by the landlord if applicable and will work/fit in the intended location. Sign Vendor is to verify all dimensions, fit, electrical, servicing, mounting conditions, codes and any other necessary requirements prior to sign or element fabrication. Using the technical audit information, and prior to manufacturing any new sign, sign vendor shall confirm that the visual representation (photo morph or sign rendering) of the proposed new sign will fit and appear as shown in the visual representation. The sign types, descriptions and dimensions for new signs noted in SignChart are for a general guide only (largely for initial design approval, pricing and planning purposes) and are not intended as final build sizes unless the sign vendor has confirmed the fit will generally match the provided visual representation. If the installed sign does not fit as shown in the visual representation the sign vendor will be responsible for replacing the sign at their cost. © 1999 - 2018 MONIGLE ASSOCIATES INC., ALL RIGHTS RESERVED - SIGNCHART IS A REGISTERED TRADEMARK.



Site Number: 000048

Site Name: Fore River Hospital  
 Address: 175 Fore River Parkway  
 City/State: Portland, ME 4102

Recommendation Completed: 2018-06-13

Approved:

Date Print: 07/25/2018

## Existing Photo



## Proposed Photo



## Existing

Sign Number:	056b
Existing Sign Type:	Regulatory - Pole Mo
Face Material:	Metal
Graphics Material:	Vinyl
Overall Height:	
Face Height:	36"
Face Width:	32"
Square Feet:	
Illuminated:	Non Illuminated
Electrical:	No Power Required
Wall Material:	
Sign Comment:	Break formed at ends. Attached to pole with worm drive straps -10ft to bottom of sign

## Proposed

Sign Number:	056b	Overall Height:	1'-6"
Sign Type:	PL-1	Overall Width:	2'-0"
Description:	Parking Lot Sign	Logo Height:	
Action:	Remove and Replace	Letter Height:	
Message A:		Illuminated:	N
Message B:			
Comments:			
Restoration Notes:	Field verify dimensions of space shown in photo morph prior to fabrication to verify if specified sign will fit in area. See control documents for product specification and master agreement for removal		

SignChart® and Recommendation Book Legal Disclaimer. Certain information and Content in SignChart® is prepared as the result of a Design Services Agreement between Monigle Associates and their clients. The information and Content are part of an original and unpublished design by Monigle Associates. The concepts, detailing, and information shall not be reproduced, copied, or utilized except for the specific project and client for which they were created, without previous authorization from Monigle Associates and their clients. The information is for design intent only and shall be used only as a guide to produce the finished sizes, appearances, and functions. Nothing contained within the information or Content provided by Monigle Associates shall be construed as a design for any engineered element. The Sign Vendor shall be responsible for all structural, electrical, mechanical, and foundation engineering and to meet or exceed all local, state, national, ADA or other applicable codes. The information, Content and support documentation was not produced under an architectural services agreement. Sign Vendor is to perform a technical audit of all site conditions to ensure that the sign or element being proposed can be permitted, approved by the landlord if applicable and will work/fit in the intended location. Sign Vendor is to verify all dimensions, fit, electrical, servicing, mounting conditions, codes and any other necessary requirements prior to sign or element fabrication. Using the technical audit information, and prior to manufacturing any new sign, sign vendor shall confirm that the visual representation (photo morph or sign rendering) of the proposed new sign will fit and appear as shown in the visual representation. The sign types, descriptions and dimensions for new signs noted in SignChart are for a general guide only (largely for initial design approval, pricing and planning purposes) and are not intended as final build sizes unless the sign vendor has confirmed the fit will generally match the provided visual representation. If the installed sign does not fit as shown in the visual representation the sign vendor will be responsible for replacing the sign at their cost. © 1999 - 2018 MONIGLE ASSOCIATES INC., ALL RIGHTS RESERVED - SIGNCHART IS A REGISTERED TRADEMARK.





Site Number: 000048

Site Name: Fore River Hospital  
 Address: 175 Fore River Parkway  
 City/State: Portland, ME 4102

Recommendation Completed: 2018-06-13  
 Approved:  
 Date Print: 07/25/2018

**Existing Photo**



**Proposed Photo**



**Existing**

<b>Sign Number:</b>	057
<b>Existing Sign Type:</b>	Smoke Free
<b>Face Material:</b>	Metal
<b>Graphics Material:</b>	Painted Letters
<b>Overall Height:</b>	
<b>Face Height:</b>	12"
<b>Face Width:</b>	18"
<b>Square Feet:</b>	
<b>Illuminated:</b>	Non Illuminated
<b>Electrical:</b>	No Power Required
<b>Wall Material:</b>	
<b>Sign Comment:</b>	silkscreened graphics on pole sign

**Proposed**

<b>Sign Number:</b>	057	<b>Overall Height:</b>	1'-5"
<b>Sign Type:</b>	REG-W2-NS	<b>Overall Width:</b>	1'-0"
<b>Description:</b>	Small Wall Mounted Regulatory Sign - No Smoking	<b>Logo Height:</b>	
<b>Action:</b>		<b>Letter Height:</b>	
<b>Message A:</b>		<b>Illuminated:</b>	N
<b>Message B:</b>			
<b>Comments:</b>	Reuse pole. Pole appears to be in good condition		
<b>Restoration Notes:</b>			

SignChart® and Recommendation Book Legal Disclaimer. Certain information and Content in SignChart® is prepared as the result of a Design Services Agreement between Monigle Associates and their clients. The information and Content are part of an original and unpublished design by Monigle Associates. The concepts, detailing, and information shall not be reproduced, copied, or utilized except for the specific project and client for which they were created, without previous authorization from Monigle Associates and their clients. The information is for design intent only and shall be used only as a guide to produce the finished sizes, appearances, and functions. Nothing contained within the information or Content provided by Monigle Associates shall be construed as a design for any engineered element. The Sign Vendor shall be responsible for all structural, electrical, mechanical, and foundation engineering and to meet or exceed all local, state, national, ADA or other applicable codes. The information, Content and support documentation was not produced under an architectural services agreement. Sign Vendor is to perform a technical audit of all site conditions to ensure that the sign or element being proposed can be permitted, approved by the landlord if applicable and will work/fit in the intended location. Sign Vendor is to verify all dimensions, fit, electrical, servicing, mounting conditions, codes and any other necessary requirements prior to sign or element fabrication. Using the technical audit information, and prior to manufacturing any new sign, sign vendor shall confirm that the visual representation (photo morph or sign rendering) of the proposed new sign will fit and appear as shown in the visual representation. The sign types, descriptions and dimensions for new signs noted in SignChart are for a general guide only (largely for initial design approval, pricing and planning purposes) and are not intended as final build sizes unless the sign vendor has confirmed the fit will generally match the provided visual representation. If the installed sign does not fit as shown in the visual representation the sign vendor will be responsible for replacing the sign at their cost. © 1999 - 2018 MONIGLE ASSOCIATES INC., ALL RIGHTS RESERVED - SIGNCHART IS A REGISTERED TRADEMARK.





Site Number: 000048

Site Name: Fore River Hospital  
 Address: 175 Fore River Parkway  
 City/State: Portland, ME 4102

Recommendation Completed: 2018-06-13

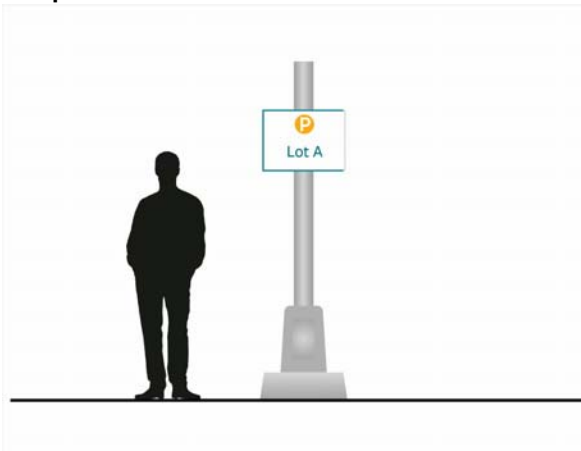
Approved:

Date Print: 07/25/2018

### Existing Photo



### Proposed Photo



### Existing

<b>Sign Number:</b>	058
<b>Existing Sign Type:</b>	Regulatory - Pole Mo
<b>Face Material:</b>	Metal
<b>Graphics Material:</b>	Vinyl
<b>Overall Height:</b>	
<b>Face Height:</b>	36"
<b>Face Width:</b>	32"
<b>Square Feet:</b>	
<b>Illuminated:</b>	Non Illuminated
<b>Electrical:</b>	No Power Required
<b>Wall Material:</b>	
<b>Sign Comment:</b>	Break formed at ends. Attached to pole with worm drive straps -10ft to bottom of sign

### Proposed

<b>Sign Number:</b>	058	<b>Overall Height:</b>	1'-6"
<b>Sign Type:</b>	PL-1	<b>Overall Width:</b>	2'-0"
<b>Description:</b>	Parking Lot Sign	<b>Logo Height:</b>	
<b>Action:</b>	Remove and Replace	<b>Letter Height:</b>	
<b>Message A:</b>		<b>Illuminated:</b>	N
<b>Message B:</b>			
<b>Comments:</b>			
<b>Restoration Notes:</b>	Field verify dimensions of space shown in photo morph prior to fabrication to verify if specified sign will fit in area. See control documents for product specification and master agreement for removal		

SignChart® and Recommendation Book Legal Disclaimer. Certain information and Content in SignChart® is prepared as the result of a Design Services Agreement between Monigle Associates and their clients. The information and Content are part of an original and unpublished design by Monigle Associates. The concepts, detailing, and information shall not be reproduced, copied, or utilized except for the specific project and client for which they were created, without previous authorization from Monigle Associates and their clients. The information is for design intent only and shall be used only as a guide to produce the finished sizes, appearances, and functions. Nothing contained within the information or Content provided by Monigle Associates shall be construed as a design for any engineered element. The Sign Vendor shall be responsible for all structural, electrical, mechanical, and foundation engineering and to meet or exceed all local, state, national, ADA or other applicable codes. The information, Content and support documentation was not produced under an architectural services agreement. Sign Vendor is to perform a technical audit of all site conditions to ensure that the sign or element being proposed can be permitted, approved by the landlord if applicable and will work/fit in the intended location. Sign Vendor is to verify all dimensions, fit, electrical, servicing, mounting conditions, codes and any other necessary requirements prior to sign or element fabrication. Using the technical audit information, and prior to manufacturing any new sign, sign vendor shall confirm that the visual representation (photo morph or sign rendering) of the proposed new sign will fit and appear as shown in the visual representation. The sign types, descriptions and dimensions for new signs noted in SignChart are for a general guide only (largely for initial design approval, pricing and planning purposes) and are not intended as final build sizes unless the sign vendor has confirmed the fit will generally match the provided visual representation. If the installed sign does not fit as shown in the visual representation the sign vendor will be responsible for replacing the sign at their cost. © 1999 - 2018 MONIGLE ASSOCIATES INC., ALL RIGHTS RESERVED - SIGNCHART IS A REGISTERED TRADEMARK.



Site Number: 000048

Site Name: Fore River Hospital  
 Address: 175 Fore River Parkway  
 City/State: Portland, ME 4102

Recommendation Completed: 2018-06-13

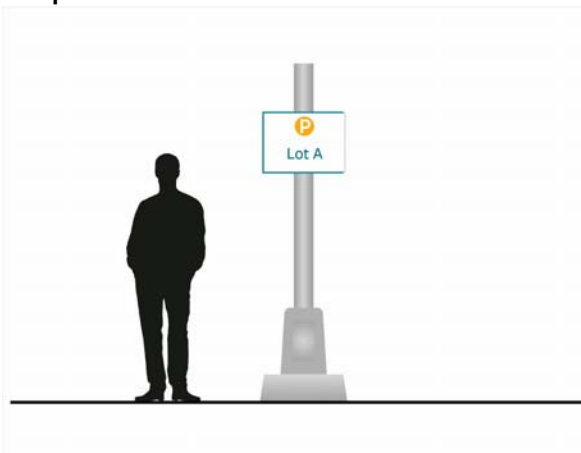
Approved:

Date Print: 07/25/2018

### Existing Photo



### Proposed Photo



### Existing

<b>Sign Number:</b>	058b
<b>Existing Sign Type:</b>	Regulatory - Pole Mo
<b>Face Material:</b>	Metal
<b>Graphics Material:</b>	Vinyl
<b>Overall Height:</b>	
<b>Face Height:</b>	36"
<b>Face Width:</b>	32"
<b>Square Feet:</b>	
<b>Illuminated:</b>	Non Illuminated
<b>Electrical:</b>	No Power Required
<b>Wall Material:</b>	
<b>Sign Comment:</b>	Break formed at ends. Attached to pole with worm drive straps -10ft to bottom of sign

### Proposed

<b>Sign Number:</b>	058b	<b>Overall Height:</b>	1'-6"
<b>Sign Type:</b>	PL-1	<b>Overall Width:</b>	2'-0"
<b>Description:</b>	Parking Lot Sign	<b>Logo Height:</b>	
<b>Action:</b>	Remove and Replace	<b>Letter Height:</b>	
<b>Message A:</b>		<b>Illuminated:</b>	N
<b>Message B:</b>			
<b>Comments:</b>			
<b>Restoration Notes:</b>	Field verify dimensions of space shown in photo morph prior to fabrication to verify if specified sign will fit in area. See control documents for product specification and master agreement for removal		

SignChart® and Recommendation Book Legal Disclaimer. Certain information and Content in SignChart® is prepared as the result of a Design Services Agreement between Monigle Associates and their clients. The information and Content are part of an original and unpublished design by Monigle Associates. The concepts, detailing, and information shall not be reproduced, copied, or utilized except for the specific project and client for which they were created, without previous authorization from Monigle Associates and their clients. The information is for design intent only and shall be used only as a guide to produce the finished sizes, appearances, and functions. Nothing contained within the information or Content provided by Monigle Associates shall be construed as a design for any engineered element. The Sign Vendor shall be responsible for all structural, electrical, mechanical, and foundation engineering and to meet or exceed all local, state, national, ADA or other applicable codes. The information, Content and support documentation was not produced under an architectural services agreement. Sign Vendor is to perform a technical audit of all site conditions to ensure that the sign or element being proposed can be permitted, approved by the landlord if applicable and will work/fit in the intended location. Sign Vendor is to verify all dimensions, fit, electrical, servicing, mounting conditions, codes and any other necessary requirements prior to sign or element fabrication. Using the technical audit information, and prior to manufacturing any new sign, sign vendor shall confirm that the visual representation (photo morph or sign rendering) of the proposed new sign will fit and appear as shown in the visual representation. The sign types, descriptions and dimensions for new signs noted in SignChart are for a general guide only (largely for initial design approval, pricing and planning purposes) and are not intended as final build sizes unless the sign vendor has confirmed the fit will generally match the provided visual representation. If the installed sign does not fit as shown in the visual representation the sign vendor will be responsible for replacing the sign at their cost. © 1999 - 2018 MONIGLE ASSOCIATES INC., ALL RIGHTS RESERVED - SIGNCHART IS A REGISTERED TRADEMARK.



Site Number: 000048

Site Name: Fore River Hospital  
 Address: 175 Fore River Parkway  
 City/State: Portland, ME 4102

Recommendation Completed: 2018-06-13  
 Approved:  
 Date Print: 07/25/2018

**Existing Photo**



**Proposed Photo**



**Existing**

<b>Sign Number:</b>	059
<b>Existing Sign Type:</b>	
<b>Face Material:</b>	Metal
<b>Graphics Material:</b>	Vinyl
<b>Overall Height:</b>	
<b>Face Height:</b>	18"
<b>Face Width:</b>	12"
<b>Square Feet:</b>	
<b>Illuminated:</b>	Non Illuminated
<b>Electrical:</b>	No Power Required
<b>Wall Material:</b>	
<b>Sign Comment:</b>	Branded EV parking

**Proposed**

<b>Sign Number:</b>	059	<b>Overall Height:</b>	1'-5"
<b>Sign Type:</b>	REG-W2	<b>Overall Width:</b>	1'-0"
<b>Description:</b>	Small Wall Mounted Regulatory Sign	<b>Logo Height:</b>	
<b>Action:</b>	Remove and Replace	<b>Letter Height:</b>	
<b>Message A:</b>		<b>Illuminated:</b>	N
<b>Message B:</b>			
<b>Comments:</b>	Reuse pole. Pole appears to be in good condition		
<b>Restoration Notes:</b>	Field verify dimensions of space shown in photo morph prior to fabrication to verify if specified sign will fit in area. See control documents for product specification and master agreement for removal		

SignChart® and Recommendation Book Legal Disclaimer. Certain information and Content in SignChart® is prepared as the result of a Design Services Agreement between Monigle Associates and their clients. The information and Content are part of an original and unpublished design by Monigle Associates. The concepts, detailing, and information shall not be reproduced, copied, or utilized except for the specific project and client for which they were created, without previous authorization from Monigle Associates and their clients. The information is for design intent only and shall be used only as a guide to produce the finished sizes, appearances, and functions. Nothing contained within the information or Content provided by Monigle Associates shall be construed as a design for any engineered element. The Sign Vendor shall be responsible for all structural, electrical, mechanical, and foundation engineering and to meet or exceed all local, state, national, ADA or other applicable codes. The information, Content and support documentation was not produced under an architectural services agreement. Sign Vendor is to perform a technical audit of all site conditions to ensure that the sign or element being proposed can be permitted, approved by the landlord if applicable and will work/fit in the intended location. Sign Vendor is to verify all dimensions, fit, electrical, servicing, mounting conditions, codes and any other necessary requirements prior to sign or element fabrication. Using the technical audit information, and prior to manufacturing any new sign, sign vendor shall confirm that the visual representation (photo morph or sign rendering) of the proposed new sign will fit and appear as shown in the visual representation. The sign types, descriptions and dimensions for new signs noted in SignChart are for a general guide only (largely for initial design approval, pricing and planning purposes) and are not intended as final build sizes unless the sign vendor has confirmed the fit will generally match the provided visual representation. If the installed sign does not fit as shown in the visual representation the sign vendor will be responsible for replacing the sign at their cost. © 1999 - 2018 MONIGLE ASSOCIATES INC., ALL RIGHTS RESERVED - SIGNCHART IS A REGISTERED TRADEMARK.





Site Number: 000048

Site Name: Fore River Hospital  
 Address: 175 Fore River Parkway  
 City/State: Portland, ME 4102

Recommendation Completed: 2018-06-13  
 Approved:  
 Date Print: 07/25/2018

**Existing Photo**



**Proposed Photo**



**Existing**

<b>Sign Number:</b>	060
<b>Existing Sign Type:</b>	
<b>Face Material:</b>	Metal
<b>Graphics Material:</b>	Vinyl
<b>Overall Height:</b>	
<b>Face Height:</b>	18"
<b>Face Width:</b>	12"
<b>Square Feet:</b>	
<b>Illuminated:</b>	Non Illuminated
<b>Electrical:</b>	No Power Required
<b>Wall Material:</b>	
<b>Sign Comment:</b>	Branded EV parking

**Proposed**

<b>Sign Number:</b>	060	<b>Overall Height:</b>	1'-5"
<b>Sign Type:</b>	REG-W2	<b>Overall Width:</b>	1'-0"
<b>Description:</b>	Small Wall Mounted Regulatory Sign	<b>Logo Height:</b>	
<b>Action:</b>	Remove and Replace	<b>Letter Height:</b>	
<b>Message A:</b>		<b>Illuminated:</b>	N
<b>Message B:</b>			
<b>Comments:</b>	Reuse pole. Pole appears to be in good condition		
<b>Restoration Notes:</b>	Field verify dimensions of space shown in photo morph prior to fabrication to verify if specified sign will fit in area. See control documents for product specification and master agreement for removal		

SignChart® and Recommendation Book Legal Disclaimer. Certain information and Content in SignChart® is prepared as the result of a Design Services Agreement between Monigle Associates and their clients. The information and Content are part of an original and unpublished design by Monigle Associates. The concepts, detailing, and information shall not be reproduced, copied, or utilized except for the specific project and client for which they were created, without previous authorization from Monigle Associates and their clients. The information is for design intent only and shall be used only as a guide to produce the finished sizes, appearances, and functions. Nothing contained within the information or Content provided by Monigle Associates shall be construed as a design for any engineered element. The Sign Vendor shall be responsible for all structural, electrical, mechanical, and foundation engineering and to meet or exceed all local, state, national, ADA or other applicable codes. The information, Content and support documentation was not produced under an architectural services agreement. Sign Vendor is to perform a technical audit of all site conditions to ensure that the sign or element being proposed can be permitted, approved by the landlord if applicable and will work/fit in the intended location. Sign Vendor is to verify all dimensions, fit, electrical, servicing, mounting conditions, codes and any other necessary requirements prior to sign or element fabrication. Using the technical audit information, and prior to manufacturing any new sign, sign vendor shall confirm that the visual representation (photo morph or sign rendering) of the proposed new sign will fit and appear as shown in the visual representation. The sign types, descriptions and dimensions for new signs noted in SignChart are for a general guide only (largely for initial design approval, pricing and planning purposes) and are not intended as final build sizes unless the sign vendor has confirmed the fit will generally match the provided visual representation. If the installed sign does not fit as shown in the visual representation the sign vendor will be responsible for replacing the sign at their cost. © 1999 - 2018 MONIGLE ASSOCIATES INC., ALL RIGHTS RESERVED - SIGNCHART IS A REGISTERED TRADEMARK.







Site Number: 000048

Site Name: Fore River Hospital  
 Address: 175 Fore River Parkway  
 City/State: Portland, ME 4102

Recommendation Completed: 2018-06-13  
 Approved:  
 Date Print: 07/25/2018

**Existing Photo**



**Proposed Photo**



**Existing**

<b>Sign Number:</b>	061
<b>Existing Sign Type:</b>	
<b>Face Material:</b>	Metal
<b>Graphics Material:</b>	Vinyl
<b>Overall Height:</b>	
<b>Face Height:</b>	18"
<b>Face Width:</b>	12"
<b>Square Feet:</b>	
<b>Illuminated:</b>	Non Illuminated
<b>Electrical:</b>	No Power Required
<b>Wall Material:</b>	
<b>Sign Comment:</b>	Branded EV parking

**Proposed**

<b>Sign Number:</b>	061	<b>Overall Height:</b>	1'-5"
<b>Sign Type:</b>	REG-W2	<b>Overall Width:</b>	1'-0"
<b>Description:</b>	Small Wall Mounted Regulatory Sign	<b>Logo Height:</b>	
<b>Action:</b>	Remove and Replace	<b>Letter Height:</b>	
<b>Message A:</b>		<b>Illuminated:</b>	N
<b>Message B:</b>			
<b>Comments:</b>	Reuse pole. Pole appears to be in good condition		
<b>Restoration Notes:</b>	Field verify dimensions of space shown in photo morph prior to fabrication to verify if specified sign will fit in area. See control documents for product specification and master agreement for removal		

SignChart® and Recommendation Book Legal Disclaimer. Certain information and Content in SignChart® is prepared as the result of a Design Services Agreement between Monigle Associates and their clients. The information and Content are part of an original and unpublished design by Monigle Associates. The concepts, detailing, and information shall not be reproduced, copied, or utilized except for the specific project and client for which they were created, without previous authorization from Monigle Associates and their clients. The information is for design intent only and shall be used only as a guide to produce the finished sizes, appearances, and functions. Nothing contained within the information or Content provided by Monigle Associates shall be construed as a design for any engineered element. The Sign Vendor shall be responsible for all structural, electrical, mechanical, and foundation engineering and to meet or exceed all local, state, national, ADA or other applicable codes. The information, Content and support documentation was not produced under an architectural services agreement. Sign Vendor is to perform a technical audit of all site conditions to ensure that the sign or element being proposed can be permitted, approved by the landlord if applicable and will work/fit in the intended location. Sign Vendor is to verify all dimensions, fit, electrical, servicing, mounting conditions, codes and any other necessary requirements prior to sign or element fabrication. Using the technical audit information, and prior to manufacturing any new sign, sign vendor shall confirm that the visual representation (photo morph or sign rendering) of the proposed new sign will fit and appear as shown in the visual representation. The sign types, descriptions and dimensions for new signs noted in SignChart are for a general guide only (largely for initial design approval, pricing and planning purposes) and are not intended as final build sizes unless the sign vendor has confirmed the fit will generally match the provided visual representation. If the installed sign does not fit as shown in the visual representation the sign vendor will be responsible for replacing the sign at their cost. © 1999 - 2018 MONIGLE ASSOCIATES INC., ALL RIGHTS RESERVED - SIGNCHART IS A REGISTERED TRADEMARK.





Site Number: 000048

Site Name: Fore River Hospital  
 Address: 175 Fore River Parkway  
 City/State: Portland, ME 4102

Recommendation Completed: 2018-06-13  
 Approved:  
 Date Print: 07/25/2018

**Existing Photo**



**Proposed Photo**



**Existing**

<b>Sign Number:</b>	062
<b>Existing Sign Type:</b>	
<b>Face Material:</b>	Metal
<b>Graphics Material:</b>	Vinyl
<b>Overall Height:</b>	
<b>Face Height:</b>	18"
<b>Face Width:</b>	12"
<b>Square Feet:</b>	
<b>Illuminated:</b>	Non Illuminated
<b>Electrical:</b>	No Power Required
<b>Wall Material:</b>	
<b>Sign Comment:</b>	Branded EV parking

**Proposed**

<b>Sign Number:</b>	062	<b>Overall Height:</b>	1'-5"
<b>Sign Type:</b>	REG-W2	<b>Overall Width:</b>	1'-0"
<b>Description:</b>	Small Wall Mounted Regulatory Sign	<b>Logo Height:</b>	
<b>Action:</b>	Remove and Replace	<b>Letter Height:</b>	
<b>Message A:</b>		<b>Illuminated:</b>	N
<b>Message B:</b>			
<b>Comments:</b>	Reuse pole. Pole appears to be in good condition		
<b>Restoration Notes:</b>	Field verify dimensions of space shown in photo morph prior to fabrication to verify if specified sign will fit in area. See control documents for product specification and master agreement for removal		

SignChart® and Recommendation Book Legal Disclaimer. Certain information and Content in SignChart® is prepared as the result of a Design Services Agreement between Monigle Associates and their clients. The information and Content are part of an original and unpublished design by Monigle Associates. The concepts, detailing, and information shall not be reproduced, copied, or utilized except for the specific project and client for which they were created, without previous authorization from Monigle Associates and their clients. The information is for design intent only and shall be used only as a guide to produce the finished sizes, appearances, and functions. Nothing contained within the information or Content provided by Monigle Associates shall be construed as a design for any engineered element. The Sign Vendor shall be responsible for all structural, electrical, mechanical, and foundation engineering and to meet or exceed all local, state, national, ADA or other applicable codes. The information, Content and support documentation was not produced under an architectural services agreement. Sign Vendor is to perform a technical audit of all site conditions to ensure that the sign or element being proposed can be permitted, approved by the landlord if applicable and will work/fit in the intended location. Sign Vendor is to verify all dimensions, fit, electrical, servicing, mounting conditions, codes and any other necessary requirements prior to sign or element fabrication. Using the technical audit information, and prior to manufacturing any new sign, sign vendor shall confirm that the visual representation (photo morph or sign rendering) of the proposed new sign will fit and appear as shown in the visual representation. The sign types, descriptions and dimensions for new signs noted in SignChart are for a general guide only (largely for initial design approval, pricing and planning purposes) and are not intended as final build sizes unless the sign vendor has confirmed the fit will generally match the provided visual representation. If the installed sign does not fit as shown in the visual representation the sign vendor will be responsible for replacing the sign at their cost. © 1999 - 2018 MONIGLE ASSOCIATES INC., ALL RIGHTS RESERVED - SIGNCHART IS A REGISTERED TRADEMARK.





Site Number: 000048

Site Name: Fore River Hospital  
 Address: 175 Fore River Parkway  
 City/State: Portland, ME 4102

Recommendation Completed: 2018-06-13  
 Approved:  
 Date Print: 07/25/2018

**Existing Photo**



**Proposed Photo**



**Existing**

<b>Sign Number:</b>	063
<b>Existing Sign Type:</b>	Canopy
<b>Face Material:</b>	Panaflex
<b>Graphics Material:</b>	Vinyl
<b>Overall Height:</b>	
<b>Face Height:</b>	
<b>Face Width:</b>	
<b>Square Feet:</b>	
<b>Illuminated:</b>	
<b>Electrical:</b>	No Power Required
<b>Wall Material:</b>	
<b>Sign Comment:</b>	Incase of a reskin only: 13' /- x 9' /- deep x 28" / . miller brand on 3 sides

**Proposed**

<b>Sign Number:</b>	063	<b>Overall Height:</b>	matching existing
<b>Sign Type:</b>	Custom	<b>Overall Width:</b>	matching existing
<b>Description:</b>	Custom Awning	<b>Logo Height:</b>	
<b>Action:</b>	Remove and Replace	<b>Letter Height:</b>	10"
<b>Message A:</b>		<b>Illuminated:</b>	N
<b>Message B:</b>			
<b>Comments:</b>	Reskin existing awning with new like material, color to be white. Add Northern Light logo on right and left sides and "Pharmacy" copy on front as shown.		
<b>Restoration Notes:</b>			

SignChart® and Recommendation Book Legal Disclaimer. Certain information and Content in SignChart® is prepared as the result of a Design Services Agreement between Monigle Associates and their clients. The information and Content are part of an original and unpublished design by Monigle Associates. The concepts, detailing, and information shall not be reproduced, copied, or utilized except for the specific project and client for which they were created, without previous authorization from Monigle Associates and their clients. The information is for design intent only and shall be used only as a guide to produce the finished sizes, appearances, and functions. Nothing contained within the information or Content provided by Monigle Associates shall be construed as a design for any engineered element. The Sign Vendor shall be responsible for all structural, electrical, mechanical, and foundation engineering and to meet or exceed all local, state, national, ADA or other applicable codes. The information, Content and support documentation was not produced under an architectural services agreement. Sign Vendor is to perform a technical audit of all site conditions to ensure that the sign or element being proposed can be permitted, approved by the landlord if applicable and will work/fit in the intended location. Sign Vendor is to verify all dimensions, fit, electrical, servicing, mounting conditions, codes and any other necessary requirements prior to sign or element fabrication. Using the technical audit information, and prior to manufacturing any new sign, sign vendor shall confirm that the visual representation (photo morph or sign rendering) of the proposed new sign will fit and appear as shown in the visual representation. The sign types, descriptions and dimensions for new signs noted in SignChart are for a general guide only (largely for initial design approval, pricing and planning purposes) and are not intended as final build sizes unless the sign vendor has confirmed the fit will generally match the provided visual representation. If the installed sign does not fit as shown in the visual representation the sign vendor will be responsible for replacing the sign at their cost. © 1999 - 2018 MONIGLE ASSOCIATES INC., ALL RIGHTS RESERVED - SIGNCHART IS A REGISTERED TRADEMARK.





Site Number: 000048

Site Name: Fore River Hospital  
 Address: 175 Fore River Parkway  
 City/State: Portland, ME 4102

Recommendation Completed: 2018-06-13  
 Approved:  
 Date Print: 07/25/2018

**Existing Photo**



**Proposed Photo**



**Existing**

<b>Sign Number:</b>	064
<b>Existing Sign Type:</b>	Vinyls
<b>Face Material:</b>	Glass
<b>Graphics Material:</b>	Vinyl
<b>Overall Height:</b>	
<b>Face Height:</b>	5'
<b>Face Width:</b>	4'
<b>Square Feet:</b>	
<b>Illuminated:</b>	Non Illuminated
<b>Electrical:</b>	No Power Required
<b>Wall Material:</b>	Glass
<b>Sign Comment:</b>	Miller pestle vinyl

**Proposed**

<b>Sign Number:</b>	064	<b>Overall Height:</b>	
<b>Sign Type:</b>	Custom	<b>Overall Width:</b>	
<b>Description:</b>	Custom Window Vinyl	<b>Logo Height:</b>	
<b>Action:</b>	Remove and Replace	<b>Letter Height:</b>	
<b>Message A:</b>		<b>Illuminated:</b>	N
<b>Message B:</b>			
<b>Comments:</b>	All white vinyl logo		
<b>Restoration Notes:</b>			

SignChart® and Recommendation Book Legal Disclaimer. Certain information and Content in SignChart® is prepared as the result of a Design Services Agreement between Monigle Associates and their clients. The information and Content are part of an original and unpublished design by Monigle Associates. The concepts, detailing, and information shall not be reproduced, copied, or utilized except for the specific project and client for which they were created, without previous authorization from Monigle Associates and their clients. The information is for design intent only and shall be used only as a guide to produce the finished sizes, appearances, and functions. Nothing contained within the information or Content provided by Monigle Associates shall be construed as a design for any engineered element. The Sign Vendor shall be responsible for all structural, electrical, mechanical, and foundation engineering and to meet or exceed all local, state, national, ADA or other applicable codes. The information, Content and support documentation was not produced under an architectural services agreement. Sign Vendor is to perform a technical audit of all site conditions to ensure that the sign or element being proposed can be permitted, approved by the landlord if applicable and will work/fit in the intended location. Sign Vendor is to verify all dimensions, fit, electrical, servicing, mounting conditions, codes and any other necessary requirements prior to sign or element fabrication. Using the technical audit information, and prior to manufacturing any new sign, sign vendor shall confirm that the visual representation (photo morph or sign rendering) of the proposed new sign will fit and appear as shown in the visual representation. The sign types, descriptions and dimensions for new signs noted in SignChart are for a general guide only (largely for initial design approval, pricing and planning purposes) and are not intended as final build sizes unless the sign vendor has confirmed the fit will generally match the provided visual representation. If the installed sign does not fit as shown in the visual representation the sign vendor will be responsible for replacing the sign at their cost. © 1999 - 2018 MONIGLE ASSOCIATES INC., ALL RIGHTS RESERVED - SIGNCHART IS A REGISTERED TRADEMARK.







Site Number: 000048

Site Name: Fore River Hospital  
 Address: 175 Fore River Parkway  
 City/State: Portland, ME 4102

Recommendation Completed: 2018-06-13  
 Approved:  
 Date Print: 07/25/2018

**Existing Photo**



**Proposed Photo**



**Existing**

<b>Sign Number:</b>	065
<b>Existing Sign Type:</b>	Vinyls
<b>Face Material:</b>	Glass
<b>Graphics Material:</b>	Vinyl
<b>Overall Height:</b>	
<b>Face Height:</b>	5'
<b>Face Width:</b>	4'
<b>Square Feet:</b>	
<b>Illuminated:</b>	Non Illuminated
<b>Electrical:</b>	No Power Required
<b>Wall Material:</b>	Glass
<b>Sign Comment:</b>	Miller pestle vinyl

**Proposed**

<b>Sign Number:</b>	065	<b>Overall Height:</b>	
<b>Sign Type:</b>	Custom	<b>Overall Width:</b>	
<b>Description:</b>	Custom Window Vinyl	<b>Logo Height:</b>	
<b>Action:</b>	Remove and Replace	<b>Letter Height:</b>	
<b>Message A:</b>		<b>Illuminated:</b>	I
<b>Message B:</b>			
<b>Comments:</b>	all white vinyl logo		
<b>Restoration Notes:</b>	Field verify dimensions of space shown in photo morph prior to fabrication to verify if specified vinyl graphics will fit in area and meet clear zone tolerances – refer to Control Documents. ***Change vinyl graphics sizes if required. See control documents for product specification and master agreement for installation requirements. Verify copy w/ hospital prior to fabrication. Clean surface of all residue.		

SignChart® and Recommendation Book Legal Disclaimer. Certain information and Content in SignChart® is prepared as the result of a Design Services Agreement between Monigle Associates and their clients. The information and Content are part of an original and unpublished design by Monigle Associates. The concepts, detailing, and information shall not be reproduced, copied, or utilized except for the specific project and client for which they were created, without previous authorization from Monigle Associates and their clients. The information is for design intent only and shall be used only as a guide to produce the finished sizes, appearances, and functions. Nothing contained within the information or Content provided by Monigle Associates shall be construed as a design for any engineered element. The Sign Vendor shall be responsible for all structural, electrical, mechanical, and foundation engineering and to meet or exceed all local, state, national, ADA or other applicable codes. The information, Content and support documentation was not produced under an architectural services agreement. Sign Vendor is to perform a technical audit of all site conditions to ensure that the sign or element being proposed can be permitted, approved by the landlord if applicable and will work/fit in the intended location. Sign Vendor is to verify all dimensions, fit, electrical, servicing, mounting conditions, codes and any other necessary requirements prior to sign or element fabrication. Using the technical audit information, and prior to manufacturing any new sign, sign vendor shall confirm that the visual representation (photo morph or sign rendering) of the proposed new sign will fit and appear as shown in the visual representation. The sign types, descriptions and dimensions for new signs noted in SignChart are for a general guide only (largely for initial design approval, pricing and planning purposes) and are not intended as final build sizes unless the sign vendor has confirmed the fit will generally match the provided visual representation. If the installed sign does not fit as shown in the visual representation the sign vendor will be responsible for replacing the sign at their cost. © 1999 - 2018 MONIGLE ASSOCIATES INC., ALL RIGHTS RESERVED - SIGNCHART IS A REGISTERED TRADEMARK.





