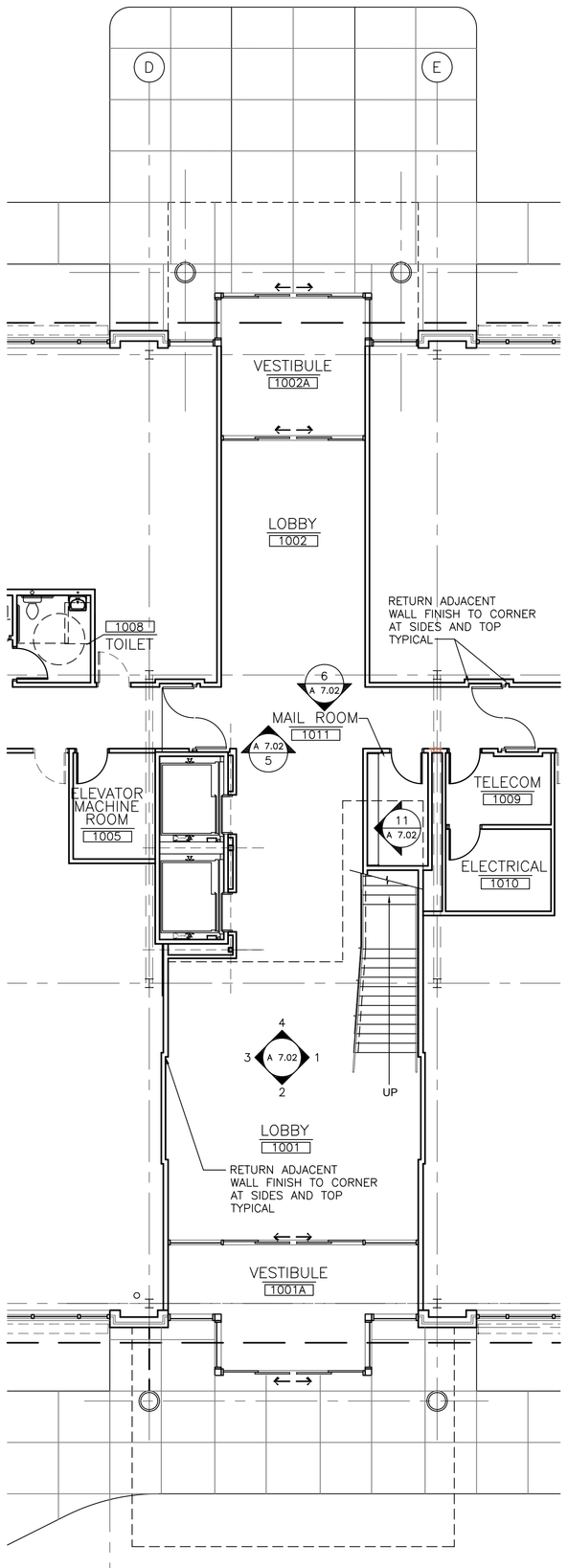

1 A7.01 FIRST FLOOR FINISH PLAN
1/8"=1'-0"

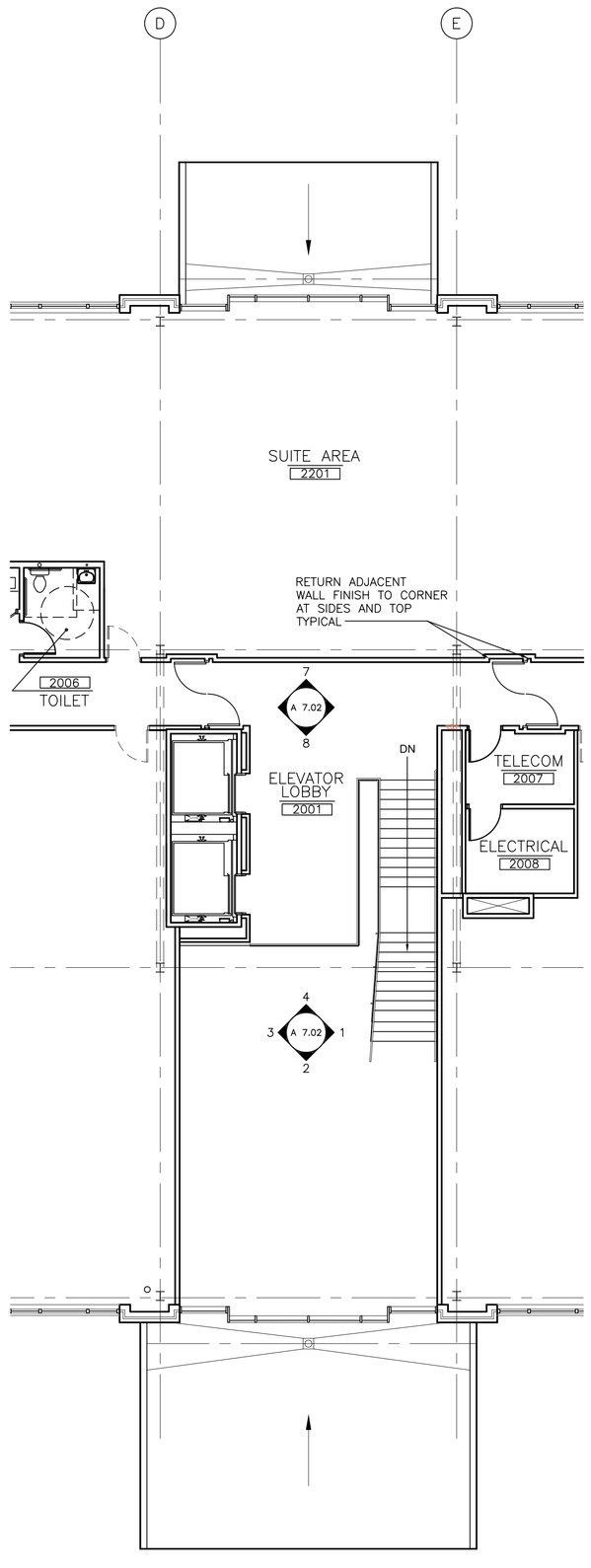

2 A7.01 SECOND FLOOR FINISH PLAN
1/8"=1'-0"

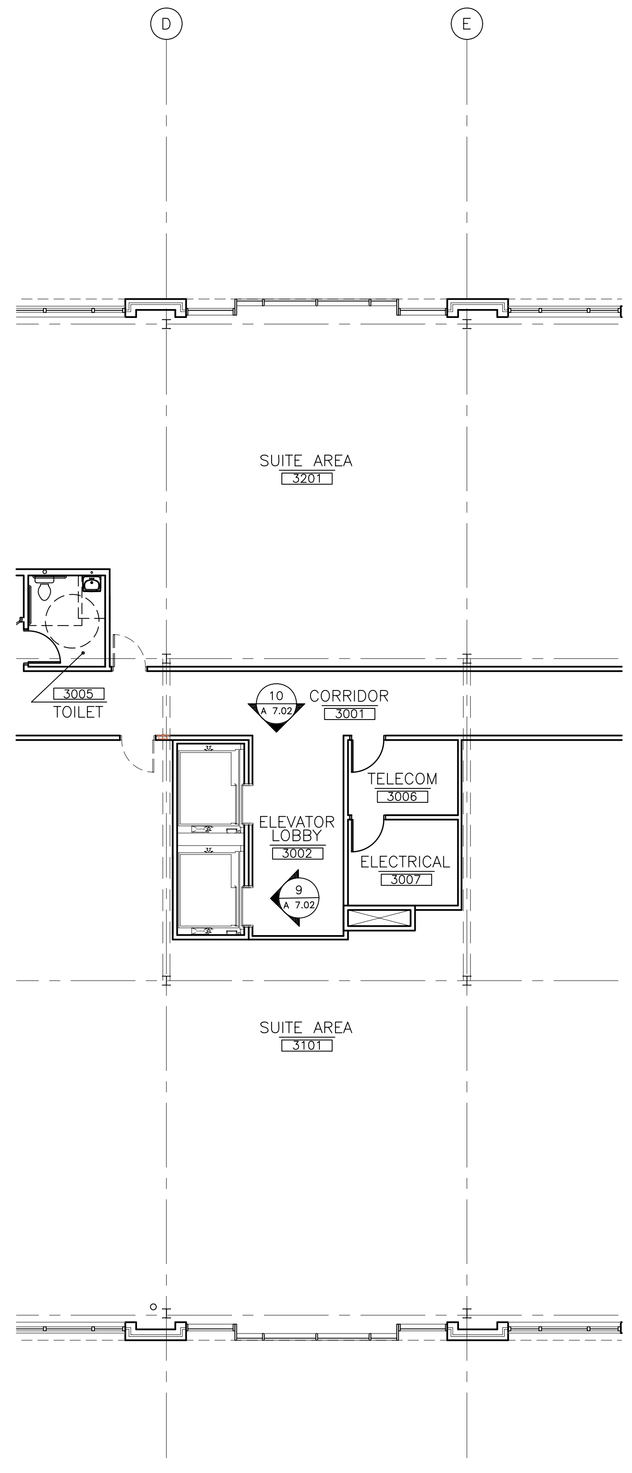

3 A7.01 THIRD AND FOURTH FLOOR FINISH PLAN
1/8"=1'-0"

ROOM FINISH SCHEDULE

ROOM NO.	ROOM NAME	FLOOR FINISH	FLOOR BASE	WALLS NORTH	WALLS SOUTH	WALLS EAST	WALLS WEST	CEILING * FINISH	CEILING * HT.	CABINETS C'TOP	CABINETS BASE	CABINETS WALL	NOTES
	BASEMENT												
0101	ELEV. EQUIP.	CONC	RB-1	PT-4	PT-4	PT-4	PT-4	–	–				
0102	ELECTRICAL	CONC	RB-1	PT-4	PT-4	PT-4	PT-4	–	–				
0103	MECHANICAL	CONC	RB-1	PT-4	PT-4	PT-4	PT-4	–	–				
0002	CORRIDOR	VCT-1	RB-1	PT-4	PT-4	PT-4	PT-4	ACT-1	8'-0"				
0001	TUNNEL	VCT-1	RB-1	PT-4	PT-4	PT-4	PT-4	ACT-1	8'-0"				
ST-B	STAIR	CONC	RB-1	PT-4	PT-4	PT-4	PT-4	ACT-1*	8'-0"				SEE NOTES BELOW
	FIRST FLOOR												
1001	LOBBY	GT	GT-4	PT	PT	PT	PT	*	*				*GWB/ACT1, SEE RCP FOR HT.
1001A	VESTIBULE	GT/EM	GT-4	–	–	PT	PT	GWB	*				*GWB/ACT1, SEE RCP FOR HT.
1002	LOBBY	GT	GT-4	PT	PT	PT	PT	*	*				*GWB/ACT1, SEE RCP FOR HT.
1002A	VESTIBULE	GT/EM	GT-4	–	–	PT	PT	GWB	*				*GWB/ACT1, SEE RCP FOR HT.
1003	CORRIDOR	CPT19	CB-1	VWC-1	VWC-1	VWC-1	VWC-1	ACT-1*	8'-0"				*ACT/GWB, SEE RCP
1004	CORRIDOR	CPT19	CB-1	VWC-1	VWC-1	VWC-1	VWC-1	ACT-1*	8'-0"				*ACT/GWB, SEE RCP
1005	ELEVATOR MACHINE	CONC	RB-1	PT-4	PT-4	PT-4	PT-4	–	–				
1006	TOILET	CT-1	CT-2	VWC-1	VWC-1	VWC-1	VWC-1	ACT-1	8'-0"				
1007	JANITOR CLOSET	CONC	RB-1	PT-4	PT-4	PT-4	PT-4	–	–				
1008	TOILET	CT-1	CT-2	VWC-1	VWC-1	VWC-1	VWC-1	ACT-1	8'-0"				
1009	TELECOM	CONC	RB-1	PT-4	PT-4	PT-4	PT-4	–	–				
1010	ELECTRICAL	CONC	RB-1	PT-4	PT-4	PT-4	PT-4	–	–				
1011	MAIL ROOM	CPT19	CB-1	PT-4	PT-4	PT-4	PT-4	–	–				
1101	TENANT SUITE	–	–	–	–	–	–	–					
1201	TENANT SUITE	–	–	–	–	–	–	–					
1301	TENANT SUITE	–	–	–	–	–	–	–					
1401	TENANT SUITE	–	–	–	–	–	–	–					
ST-A	STAIR A	CONC	RB-1	PT-4	PT-4	PT-4	PT-4	ACT*	8'-0"				SEE NOTES BELOW
ST-B	STAIR B	CONC	RB-1	PT-4	PT-4	PT-4	PT-4	ACT*	8'-0"				SEE NOTES BELOW
	SECOND FLOOR												
2001	ELEVATOR LOBBY	CPT19	WD	PT	PT	PT	PT	GWB	8'-0"				
2002	CORRIDOR	CPT19	CB-1	VWC-1	VWC-1	VWC-1	VWC-1	ACT1*	8'-0"				*ACT/GWB, SEE RCP
2003	CORRIDOR	CPT19	CB-1	VWC-1	VWC-1	VWC-1	VWC-1	ACT1*	8'-0"				*ACT/GWB, SEE RCP
2004	TOILET	CT-1	CT-2	VWC-1	VWC-1	VWC-1	VWC-1	ACT-1	8'-0"				
2005	JANITOR CLOSET	CONC	RB-1	PT-4	PT-4	PT-4	PT-4	–					
2006	TOLIET	CT1	CT2	VWC1	VWC1	VWC1	VWC1	ACT1	8'-0"				
2007	TELECOM	CONC	RB-1	PT-4	PT-4	PT-4	PT-4	–					
2008	ELECTRICAL	CONC	RB-1	PT-4	PT-4	PT-4	PT-4	–					
2101	TENANT SUITE	–	–	–	–	–	–	–					
1201	TENANT SUITE	–	–	–	–	–	–	–					
1301	TENANT SUITE	–	–	–	–	–	–	–					
ST-A	STAIR A	CONC	RB-1	PT-4	PT-4	PT-4	PT-4	ACT1*	8'-0"				SEE NOTES BELOW
ST-B	STAIR B	CONC	RB-1	PT-4	PT-4	PT-4	PT-4	ACT1*	8'-0"				SEE NOTES BELOW
	THIRD FLOOR												
3001	CORRIDOR	CPT19	CB-1	VWC-1	VWC-1	VWC-1	VWC-1	ACT1*	8'-0"				*ACT/GWB, SEE RCP
3002	TOILET	CT-1	CT-2	VWC-1	VWC-1	VWC-1	VWC-1	ACT-1	8'-0"				
3003	JANITOR CLOSET	CONC	RB-1	PT-4	PT-4	PT-4	PT-4	–					
3004	TOLIET	CT-1	CT-2	VWC-1	VWC-1	VWC-1	VWC-1	ACT-1	8'-0"				
3005	TELECOM	CONC	RB-1	PT-4	PT-4	PT-4	PT-4	–					
3006	ELECTRICAL	CONC	RB-1	PT-4	PT-4	PT-4	PT-4	–					
3101	TENANT SUITE	–	–	–	–	–	–	–					
3201	TENANT SUITE	–	–	–	–	–	–	–					
ST-A	STAIR A	CONC	RB-1	PT-4	PT-4	PT-4	PT-4	ACT1*					SEE NOTES BELOW
ST-B	STAIR B	CONC	RB-1	PT-4	PT-4	PT-4	PT-4	ACT1*					SEE NOTES BELOW
	FOURTH FLOOR												
4001	CORRIDOR	CPT19	CB-1	VWC-1	VWC-1	VWC-1	VWC-1	ACT1*	8'-0"				*ACT/GWB, SEE RCP
4002	TOILET	CT-1	CT-2	VWC-1	VWC-1	VWC-1	VWC-1	ACT-1	8'-0"				
4003	JANITOR CLOSET	CONC	RB-1	PT-4	PT-4	PT-4	PT-4	–					
4004	TOLIET	CT-1	CT-2	VWC-1	VWC-1	VWC-1	VWC-1	ACT-1	8'-0"				
4005	TELECOM	CONC	RB-1	PT-4	PT-4	PT-4	PT-4	–					
4006	ELECTRICAL	CONC	RB-1	PT-4	PT-4	PT-4	PT-4	–					
4101	TENANT SUITE	–	–	–	–	–	–	–					
4201	TENANT SUITE	–	–	–	–	–	–	–					
ST-A	STAIR A	CONC	RB-1	PT-4	PT-4	PT-4	PT-4	ACT-1					
ST-B	STAIR B	CONC	RB-1	PT-4	PT-4	PT-4	PT-4	ACT-1					

NOTES
STAIRS: ALL EXPOSED METAL TO BE PAINTED; STAIR, STRINGER, GUARDRAIL AND HANDRAIL.
ACT AT LANDINGS, UNDERSIDE OF STAIR TO BE EXPOSED.

	MATERIAL	MFR.	SPECIFICATIONS	REMARKS
FLOORING				
GT-1	GRANITE TILE	CRYSTAL GOLD HONED	24" X 24" X 1/2" THICK*	SEE DWG. A7.00 FOR ADDITIONAL SIZES
GT-2	GRANITE TILE	PINE GREEN POLISHED	24" X 24" X 1/2" THICK*	SEE DWG. A7.00 FOR ADDITIONAL SIZES
GT-3	GRANITE TILE	SHANI BLACK POLISHED	4" X 24" X 1/2" THICK*	SEE DWG. A7.00 FOR ADDITIONAL SIZES
CPT-19	BROADLOOM	DURKAN	STYLE: NEWBURY WIDTH: 12' COLOR: TBD	
CT-1	CERAMIC TILE	AMERICAN OLEAN	KEYSTONES, 2"X2" UNGLAZED CERAMIC MOSIAC, COLOR: OA20 BEACH TAN	
CONC	SEALED CONCRETE			
WALL BASE				
GT-4	GRANITE BASE	PINE GREEN POLISHED	6"H X 24"W X 1/2" THICK TO MATCH FLOOR TILE	
CB-1	CARPET BASE	TO MATCH FLOOR CARPET	4"H TO MATCH FLOOR CARPET	
RB-1	RUBBER BASE	JOHNSONITE	STYLE: 4" COVE BASE COLOR: 49 BEIGE	
CT-2	CERAMIC TILE BASE	AMERICAN OLEAN	STYLE: ROUND TOP BASE, BUILD-UP, 2"X2" WITH BULLNOSE TOP AND UNIVERSAL COVE COLOR: MATCH FLOOR TILE	
WALLS				
PT-11	TECTURED ACRYLIC WALL FINISH	TRIARCH	COLOR: TBD DURPPLEX	
PT-12	TECTURED ACRYLIC WALL FINISH	TRIARCH	COLOR: TBD DURPPLEX	
PT-5A	PAINT	BEMJAMIN MOORE	COLOR: TBD FINISH: SATIN ENAMEL	
PT-5B	PAINT	BEMJAMIN MOORE	COLOR: TBD FINISH: SATIN ENAMEL	
VWC1	VINYL WALL COVERING	WOLF GORDON	STYLE: CONTOUR STONE CLASS A, TYPE II, 28 OZ. MIN. FIRE RET. COLOR: CTR 7-282	
CEILINGS				
CP-9	PAINT ON GWB	BENJAMIN MOORE	COLOR: TBD FINISH: FLAT	
ACT1	ACOUSTICAL CEILING TILE	USG	STYLE: "F" FISSURED NUMBER: SL# 132 EDGE: X SIZE 24 X 24 GRID: X	

LANDMARK HEALTHCARE FACILITIES, LLC
839 North Jefferson Street
Milwaukee, Wisconsin 53202
Telephone: (414) 277-0500
Facsimile: (414) 277-1055

Francis
Cauffman
Foley
Hoffmann

Francis Cauffman Foley Hoffmann Architects Ltd.
2120 Arch Street
Philadelphia, PA 19103
215-568-8250

STRUCTURAL ENGINEER
ROBERT EDWARD CHESTER ASSOCIATES,
119 COULTER AVENUE
SUITE 175
ARDMORE, PA 19003
P (610) 645-9570
F (610) 645-9572

M/E/P ENGINEER
AKF ENGINEERS, LLP
1500 WALNUT STREET, SUITE 1400
PHILADELPHIA, PA 19102
P 215-282-2154
F 215-735-6706

Revisions
11-20-06 CONSTRUCTION DOCUMENTS ISSUED

Sheet
WALL FINISH PLANS
REFERENCE TAG
FINISH SCHEDULE

Project Title
Landmark Healthcare Facilities LLC

Fore River Medical Pavillon
Portland, Maine

Date
NOVEMBER 20, 2006

Project Number
F06-5103

Drawing Number
A7.01