




DESIGNATION	SIZE		DEPTH	REINFORCING		REMARKS
	N-S	E-W		EA. WAY BOT.	EA. WAY TOP	
F4.0	4'-0"	4'-0"	1'-0"	6 #5		
F5.5	5'-6"	5'-6"	1'-2"	10 #6		
F6.0	6'-0"	6'-0"	1'-4"	10 #6		
F7.0	7'-0"	7'-0"	1'-8"	12 #6		
F7.5	7'-6"	7'-6"	1'-8"	14 #6		
F8.5	8'-6"	8'-6"	1'-4"	12 #6		
F8.5	9'-6"	9'-6"	2'-10"	13 #8		
F10.0	10'-0"	10'-0"	2'-10"	15 #8		
F11.5	11'-6"	11'-6"	2'-10"	17 #8		
F12.5	12'-6"	12'-6"	3'-0"	16 #9		
F14.0	14'-0"	14'-0"	1'-10"	14 #8		
F15.5	15'-6"	15'-6"	1'-8"	16 #8		D-5
F16-L3	30'-0"	16'-0"	3'-0"	28 #9 LONG DIR. 30 #7-SHORT DIR.		INSTALL LONG BARS @ BOTTOM OF BOTTOM MAT
F17.5	17'-6"	17'-6"	1'-2"	14 #8		H-5
F18.0-L1	18'-0"	33'-6"	2'-6"	18 #8-LONG DIR. 30 #8-SHORT DIR.		G-4.5 & G-4
F19.0	19'-0"	19'-0"	2'-10"	22 #8		
F19.5	19'-6"	19'-6"	2'-10"	24 #8		
F20.0	20'-0"	20'-0"	3'-0"	26 #8		
F22.5	22'-6"	22'-6"	2'-0"	22 #8		
F23.0	23'-0"	23'-0"	2'-0"	24 #8		
F24.0	24'-0"	24'-0"	1'-10"	26 #8		E-5, E-6
F25.0	25'-0"	25'-0"	2'-2"	28 #8		
F26.0-L2	26'-0"	58'-0"	2'-4"	42 #9-LONG DIR. 58 #9-SHORT DIR.		INSTALL LONG BARS @ B.O. OF BOT. MAT



DESIGNATION	SIZE		DEPTH	REINFORCING		REMARKS
	N-S	E-W		EA. WAY BOT.	EA. WAY TOP	
F4.0	4'-0"	4'-0"	1'-0"	6 #5		
F5.5	5'-6"	5'-6"	1'-2"	10 #6		
F6.0	6'-0"	6'-0"	1'-4"	10 #6		
F7.0	7'-0"	7'-0"	1'-8"	12 #6		
F7.5	7'-6"	7'-6"	1'-8"	14 #6		
F8.5	8'-6"	8'-6"	1'-4"	12 #6		
F8.5	9'-6"	9'-6"	2'-10"	13 #8		
F10.0	10'-0"	10'-0"	2'-10"	15 #8		
F11.5	11'-6"	11'-6"	2'-10"	17 #8		
F12.5	12'-6"	12'-6"	3'-0"	16 #9		
F14.0	14'-0"	14'-0"	1'-10"	14 #8		
F15.5	15'-6"	15'-6"	1'-8"	16 #8		D-5
F16-L3	30'-0"	16'-0"	3'-0"	28 #9 LONG DIR. 30 #7-SHORT DIR.		INSTALL LONG BARS @ BOTTOM OF BOTTOM MAT
F17.5	17'-6"	17'-6"	1'-2"	14 #8		H-5
F18.0-L1	18'-0"	33'-6"	2'-6"	18 #8-LONG DIR. 30 #8-SHORT DIR.		G-4.5 & G-4
F19.0	19'-0"	19'-0"	2'-10"	22 #8		
F19.5	19'-6"	19'-6"	2'-10"	24 #8		
F20.0	20'-0"	20'-0"	3'-0"	26 #8		
F22.5	22'-6"	22'-6"	2'-0"	22 #8		
F23.0	23'-0"	23'-0"	2'-0"	24 #8		
F24.0	24'-0"	24'-0"	1'-10"	26 #8		E-5, E-6
F25.0	25'-0"	25'-0"	2'-2"	28 #8		
F26.0-L2	26'-0"	58'-0"	2'-4"	42 #9-LONG DIR. 58 #9-SHORT DIR.		INSTALL LONG BARS @ B.O. OF BOT. MAT



ISSUED FOR CONSTRUCTION
9-19-06

CURRENT ISSUE STATUS:

REV.	ISSUED FOR CONSTRUCTION	DATE
0	ISSUED FOR CONSTRUCTION	9-19-06

SMRT
ARCHITECTURE ENGINEERING PLANNING

144 Fore Street, P.O. Box 618
Portland, Maine 04104
Tel. (207) 772-3846
Fax. (207) 772-1070

MERCY HOSPITAL AT FORE RIVER
PROJECT 2
LOCATION

SHEET TITLE: TYPICAL FOUNDATION SECTIONS AND DETAILS

SCALE: AS NOTED

PROJECT MANAGER: ELB

DATE: 9-19-06

GRAPHIC SCALE: 1" = 1'-0"

JOB CAD/DRAWN: HCC

REV. OF RECORD: JSW

SHEET NO.: SB501

PROJECT NO.: SB501-05034