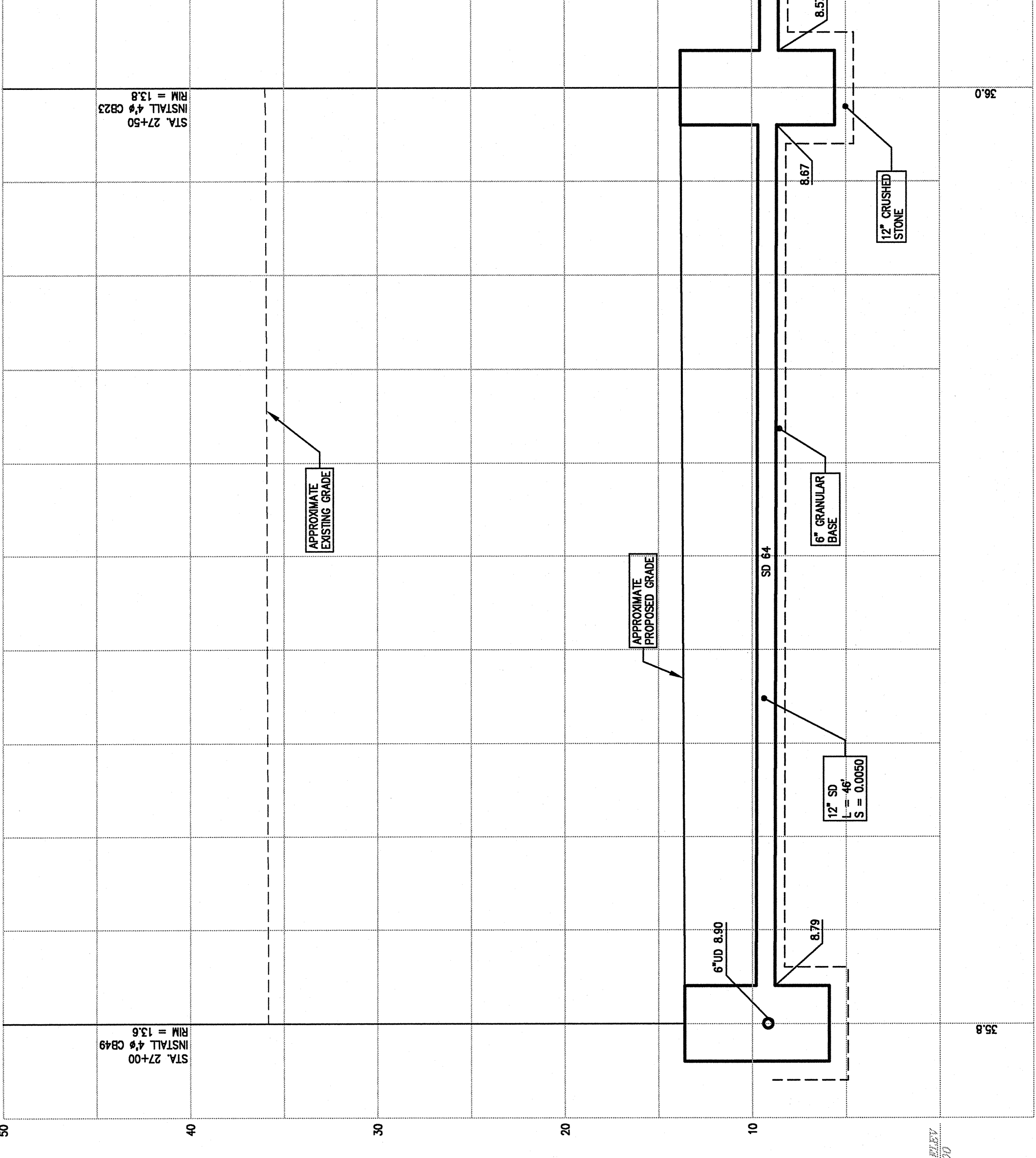
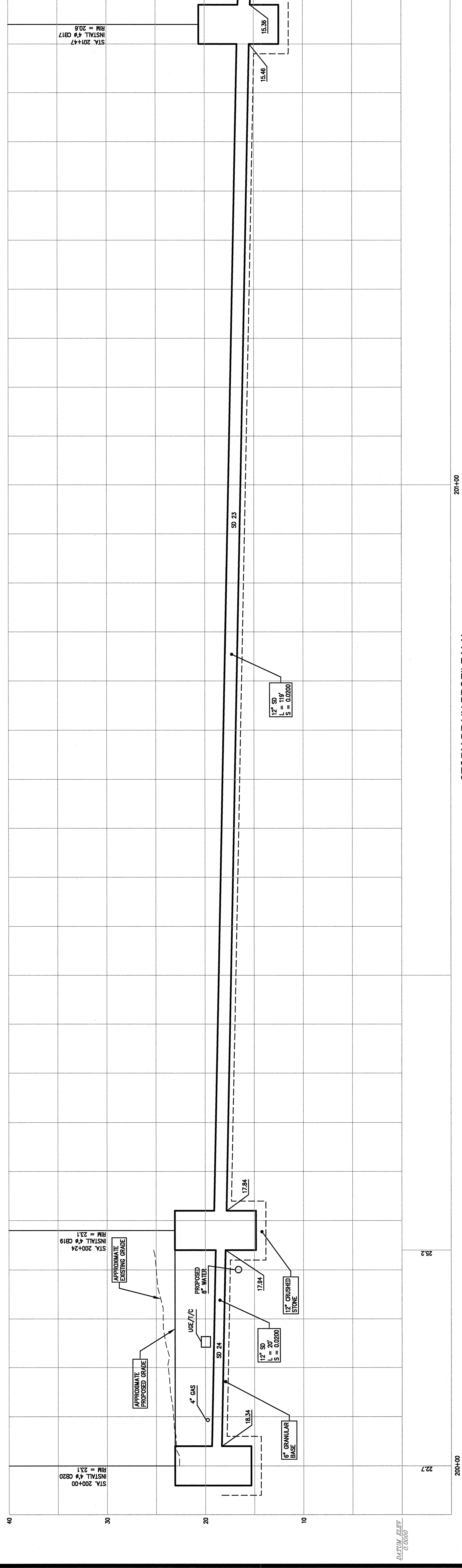


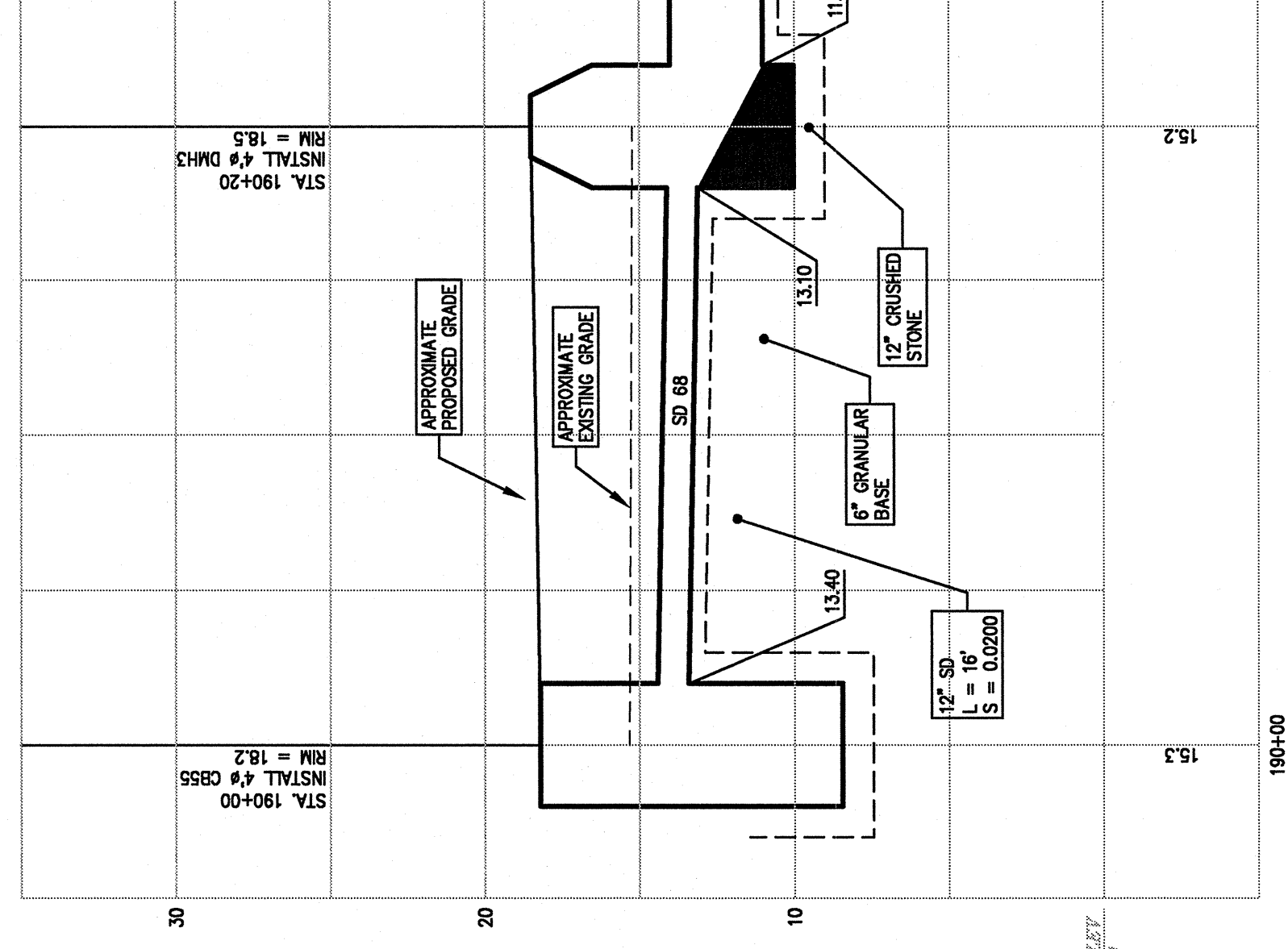
STORM DRAIN PROFILE 'Y'
SCALE: HORIZ. 1" = 5', VERT. 1" = 2'



STORM DRAIN PROFILE 'H'
SCALE: HORIZ. 1" = 5', VERT. 1" = 2'



STORM DRAIN PROFILE 'AA'
SCALE: HORIZ. 1" = 5', VERT. 1" = 2'



STORM DRAIN PROFILE 'BB'
SCALE: HORIZ. 1" = 5', VERT. 1" = 2'

		DLUCA-HOFFMAN ASSOCIATES, INC. 778 MAIN STREET, SUITE 8 PORTLAND, ME 04106 (207) 775-1122 DLUCA@DLUCAHFM.COM	
PROJECT MERCY AT THE FORE		CLIENT MERCY HOSPITAL	
SHEET TITLE STORM DRAIN PROFILES		DATE 11.01.07	
DESIGNED BY SRB		SCALE AS NOTED	
CHECKED BY JRM		JOB NO. 2149.01	
DATE 07/18/07		PROJECT NAME 2149.01-IMP-3	
SCALE 1" = 5'		PROJECT C-35	

REV	DATE	DESCRIPTION	REVISIONS
4	11.01.07	FINAL - ISSUED FOR CONSTRUCTION TO CITY OF PORTLAND	
3	7.26.06	RELEASED TO CONSTRUCTION MANAGER	
2	7.26.06	RESUBMITTED TO CITY OF PORTLAND	
1	7.26.06	RESUBMITTED TO CITY OF PORTLAND	

P.E. STEPHEN R. BUSHEY
 LIC. 77429