

PLAN

SCALE: 3/32"=1'-0"
RUBB BLDG ANCHOR LAYOUT

NOTE:
LINE A SIMILAR BUT
OPPOSITE HAND

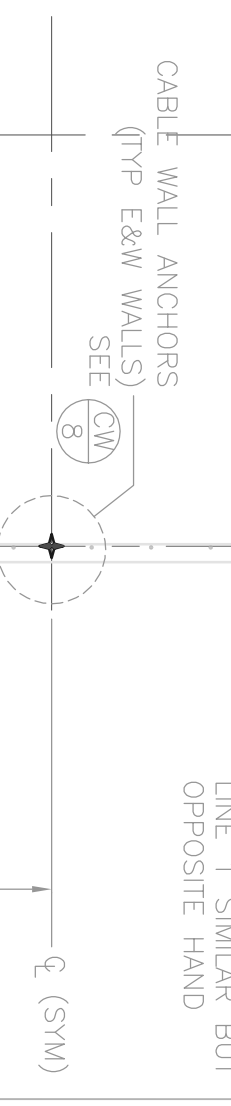
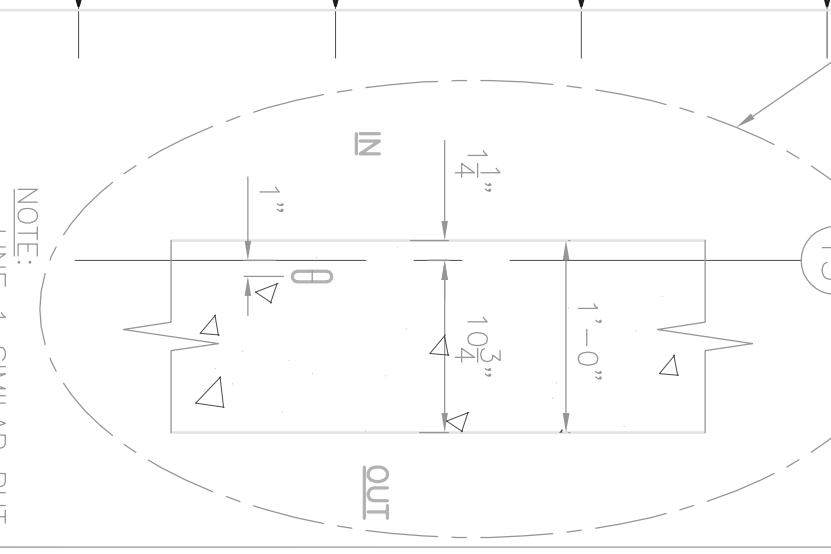
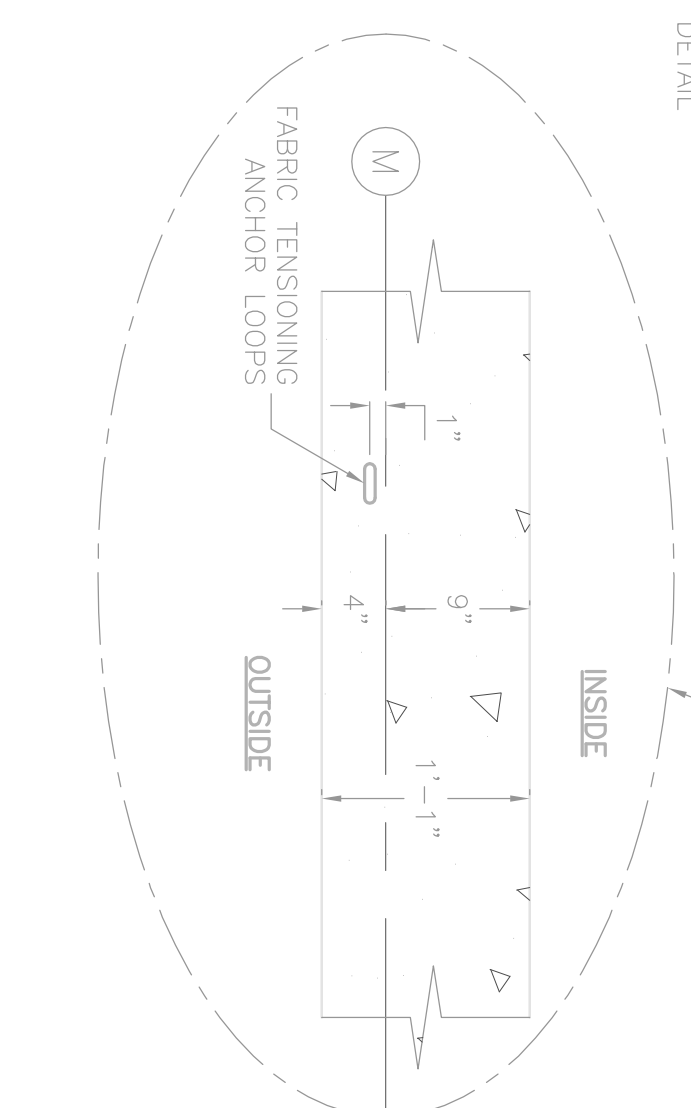
REF: RUBB PLANS
DWG No. 39906
& 39909

REV	DATE	DESCRIPTION
4	4/27/05	RG FOR CONSTRUCTION
3	2/21/05	RG REVISIONS - CLIENT REQUEST
2	2/16/05	RG CONSTRUCTION BID SET
1	1/14/05	RG PERMIT PLAN
BY		DESCRIPTION

CANBRO CORPORATION
RUBB BUILDING VII

DRAWING: COLUMN & ANCHOR BOLT LAYOUT

SCALE: AS SHOWN	SHEET: S7 OF 8
DATE: 8/24/04	DRAWN: BDM
DESIGN: RG	JOB: 407



TYPICAL ALONG SIDES
UNLESS NOTED OTHERWISE