ROOM FINISH SCHEDULE

ROOM NO.	ROOM NAME	FLOOR TYPE	BASE TYPE	WALLS NORTH	WALLS EAST	WALLS SOUTH	WALLS WEST	CEILING HEIGHT	CEILING TYPE	REMARKS
100	SHIPPING DOCK	F1	B1	W1	W1	W1	W1	-	-	-
101	OFFICE	F1	VINYL COVE	W1	W1	W1	W1	9'-0"	C1	-
102	STAIR	F2	-	GWB	GWB	GWB	W1	-	-	(2) LAYERS OF 5/8" TYPE "X" GWB ATTACHED TO NEW WALL PANEL
200	PACKAGING ROOM	F1	B1	W1	W1	EXIST	W1	17'-0"	C1	.
201	SPIRAL FREEZER	F1	B1	W1	EXIST	W1	W1	VARIES	C1	-
201A	SPIRAL FREEZER	-	-	-	-	-	-	-	-	FLOOR COVERING, WALL AND CEILING BY OTHERS
202	MEAT ROOM	F1	B1	EXIST	W1	W1	W1	16'-0"	C1	-
203	ELECTRIC ROOM	F1	-	W1	W1	W1	EXIST	EXIST 14'-0"		

ROOM FINSH SCHEDULE

F1 CONCRETE SLAB W/ CONC. TOPPING

F2 CONCRETE SLAB

B1 CONCRETE CURB W/ 8" B-CRETE

W1 INSULATED PANEL

C1 INSULATED PANELS

WINDOW SCHEDULE

NO.	WIDTH x HEIGHT	WINDOW TYPE	SILL HEIGHT	FRAME MATERIAL	HEAD TYPE	JAMB TYPE	SILL TYPE	GLAZING	FIRE LABEL	REMARKS
W1	3'-0"x4'-4"	-	1'-7"	ANODIZED ALUM.	E SIM.	E SIM.	E SIM.	INSULATED DOUBLE PANE	-	KAWNEER SERIES [illegible]-L NON-OPERABLE, TEMPERED GLASS
W2	3'-6"x3'-6"	-	3'-8"	ANODIZED ALUM.	E SIM.	E SIM.	E SIM.	INSULATED DOUBLE PANE	-	KAWNEER SERIES [illegible]-L NON-OPERABLE

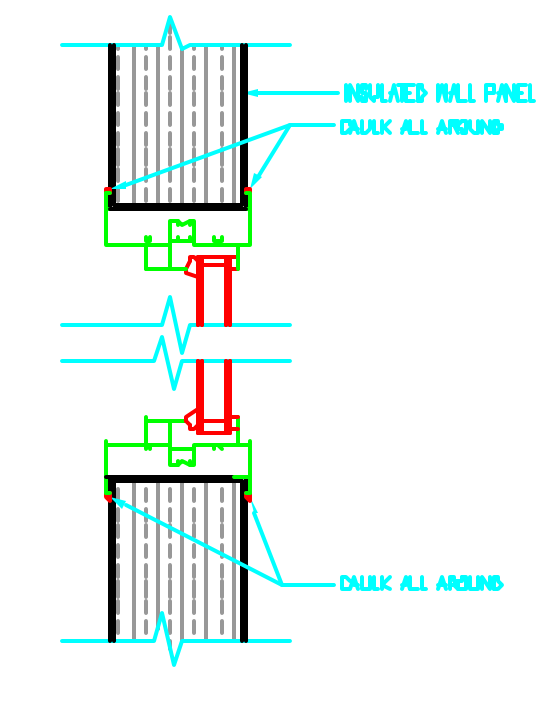

2 B-1 WINDOW DETAIL NTS

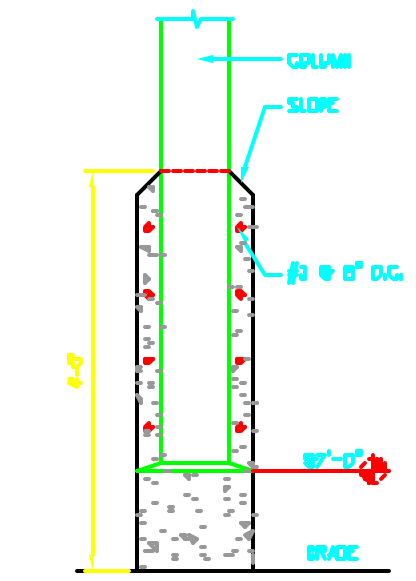

1 B-4 COLUMN DETAIL

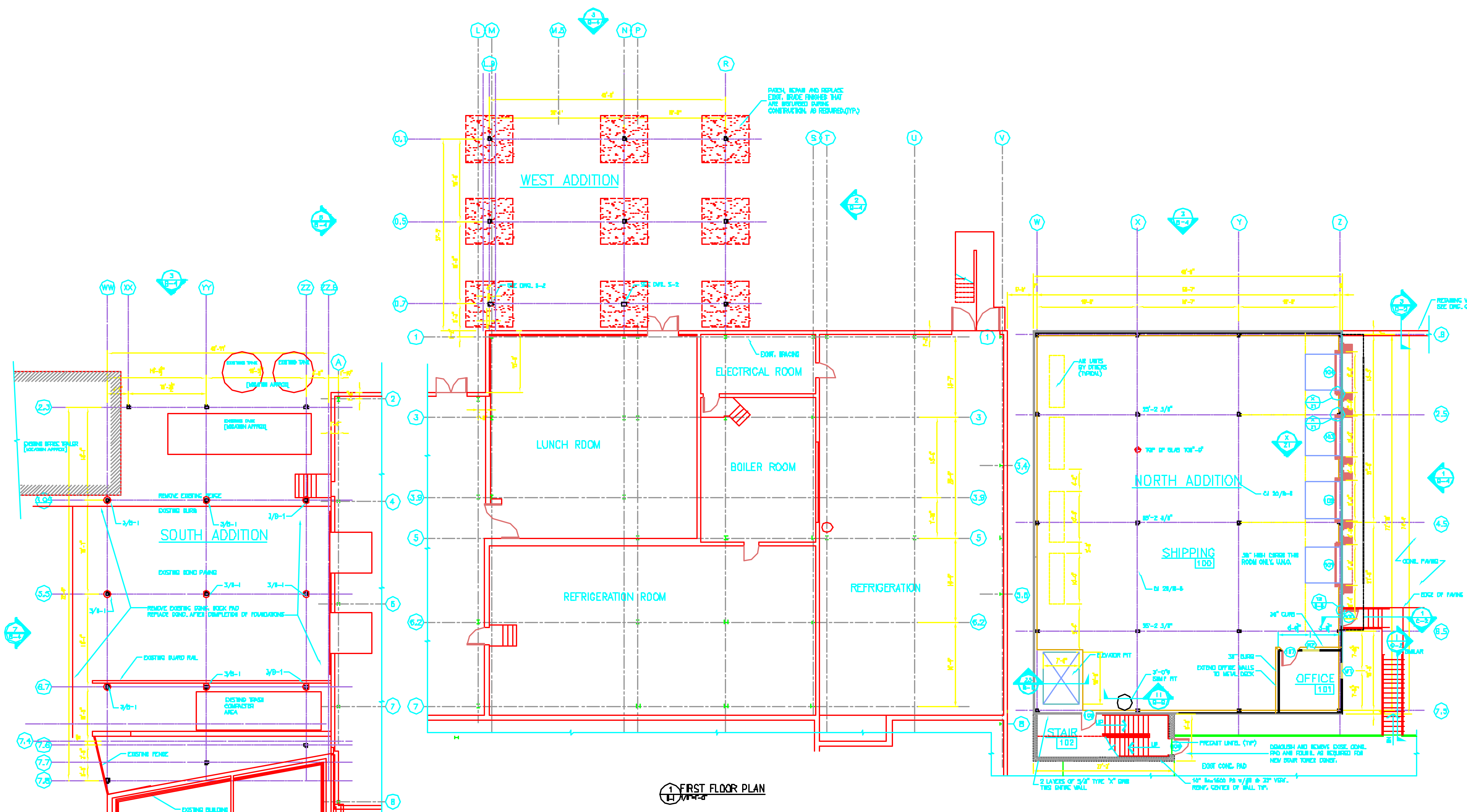

1 B-1 FIRST FLOOR PLAN 1/8"=1'-0"

This drawing and all information contained herein, remains the property of Spear & Associates LLC. All information contained on this drawing is to be used for REFERENCE ONLY. Any information derived from these drawings must be verified and reviewed for any discrepancies. All rights are expressly reserved and this drawing may not be reproduced in whole or in part without the express written consent of Spear & Associates LLC

Revision Documentation

No.	Date	Revision Description	Init.

SEAL

SPEAR & ASSOCIATES LLC
Engineers and Consultants
PO Box
Pennsylvania

Date: FEBRUARY 18, 2001

Scale: as noted

Drawn By: B.C.K.

Checked By: J.A.S.

CADD Drawing Number: 20104 B-1

FIRST FLOOR PLAN

2001 EXPANSION

BARBER FOODS

PORTLAND, MAINE

1370

Project Number

B-1

Sheet Number