

# May Residence

Renovations to The Philip J. Deering House  
100 Vaughan Street  
Portland, Maine



## Drawing List Date Issued

### Existing Conditions (Owen Haskell, Inc.)

Sheet 1 Standard Boundary Survey 1.25.16

### Existing Conditions (Attardo Pondelis Architecture)

EX1.0 Existing Conditions - Basement Plan 6.15.16  
 EX1.1 Existing Conditions - First Floor Plan 6.15.16  
 EX1.2 Existing Conditions - Second Floor Plan 6.15.16  
 EX1.3 Existing Conditions - Third Floor Plan 6.15.16  
 EX1.4 Existing Conditions - Roof Plan 6.15.16  
 EX2.0 Existing Conditions - Exterior Elevations 6.15.16  
 EX2.1 Existing Conditions - Exterior Elevations 6.15.16  
 EX2.2 Existing Conditions - Exterior Elevations - Garage 6.15.16  
 EX3.0 Existing Conditions - Building Sections 6.15.16

### Site (Attardo Pondelis Architecture & Owen Haskell, Inc.)

L1.0 Proposed Site Plan 6.15.16

### Architectural (Attardo Pondelis Architecture)

D1.0 Basement Demolition Plan 6.15.16  
 D1.1 First Floor Demolition Plan 6.15.16  
 D1.2 Second Floor Demolition Plan 6.15.16  
 D1.3 Third Floor Demolition Plan 6.15.16  
  
 A1.0 Proposed Basement Plan 6.15.16  
 A1.1 Proposed First Floor Plan 6.15.16  
 A1.2 Proposed Second Floor Plan 6.15.16  
 A1.3 Proposed Third Floor Plan 6.15.16  
 A1.4 Proposed Roof Plan 6.15.16  
 A2.0 Exterior Elevations 6.15.16  
 A2.1 Exterior Elevations 6.15.16  
 A3.0 Building Sections 6.15.16  
 A3.1 Wall Sections 6.15.16  
 A3.2 New Stair Details 6.15.16  
 A4.0 Existing and Proposed Door Schedules 6.15.16  
 A4.1 Window, Plumbing, and Room Finish Schedules 6.15.16

### Structural (Albert Putnam Associates, LLC)

S1.1 First Floor Framing Plan 6.15.16  
 S1.2 Second Floor Framing Plan 6.15.16  
 S1.3 Third Floor Framing Plan 6.15.16

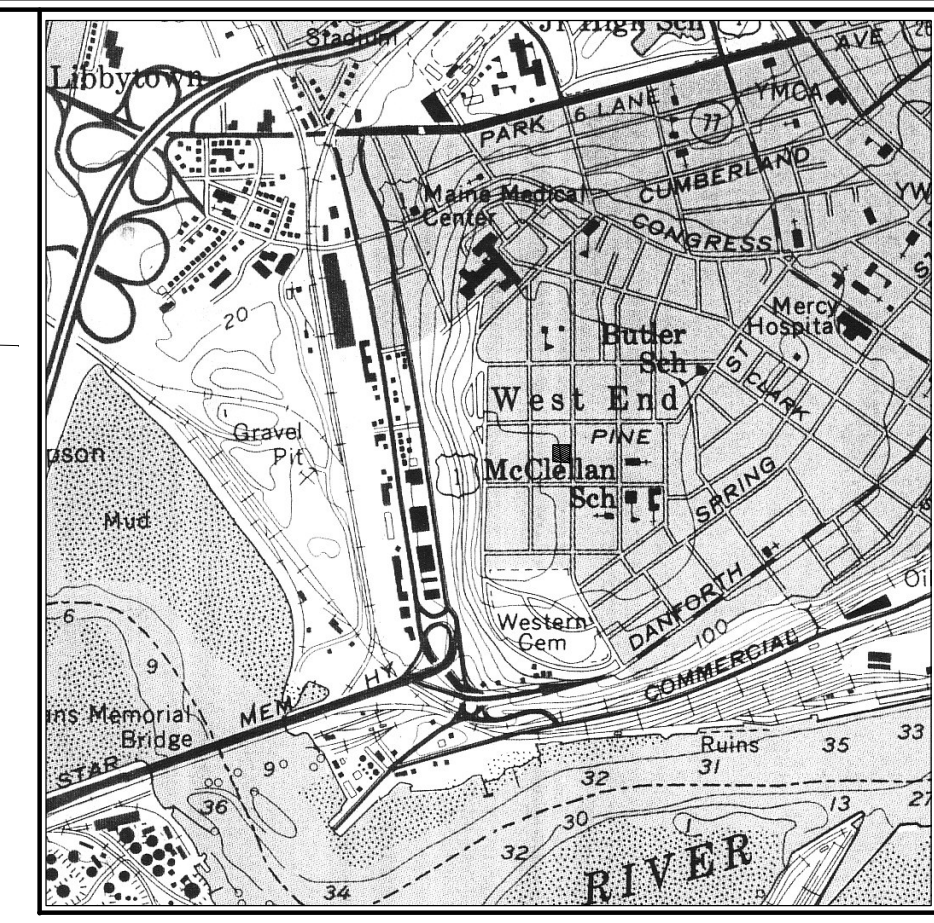
### Relevant Codes

- 2009 International Residential Code (IRC), for One- and Two-Family Dwellings  
 - 2009 International Existing Building Code (IEBC)

**AP** ATTARDO PONDELIS  
 ARCHITECTURE  
 81 Bridge Street  
 Suite 402  
 Yarmouth, Maine 04096  
 (207) 846-2042

**PERMIT SET**  
**6.15.2016**

CHADWICK STREET



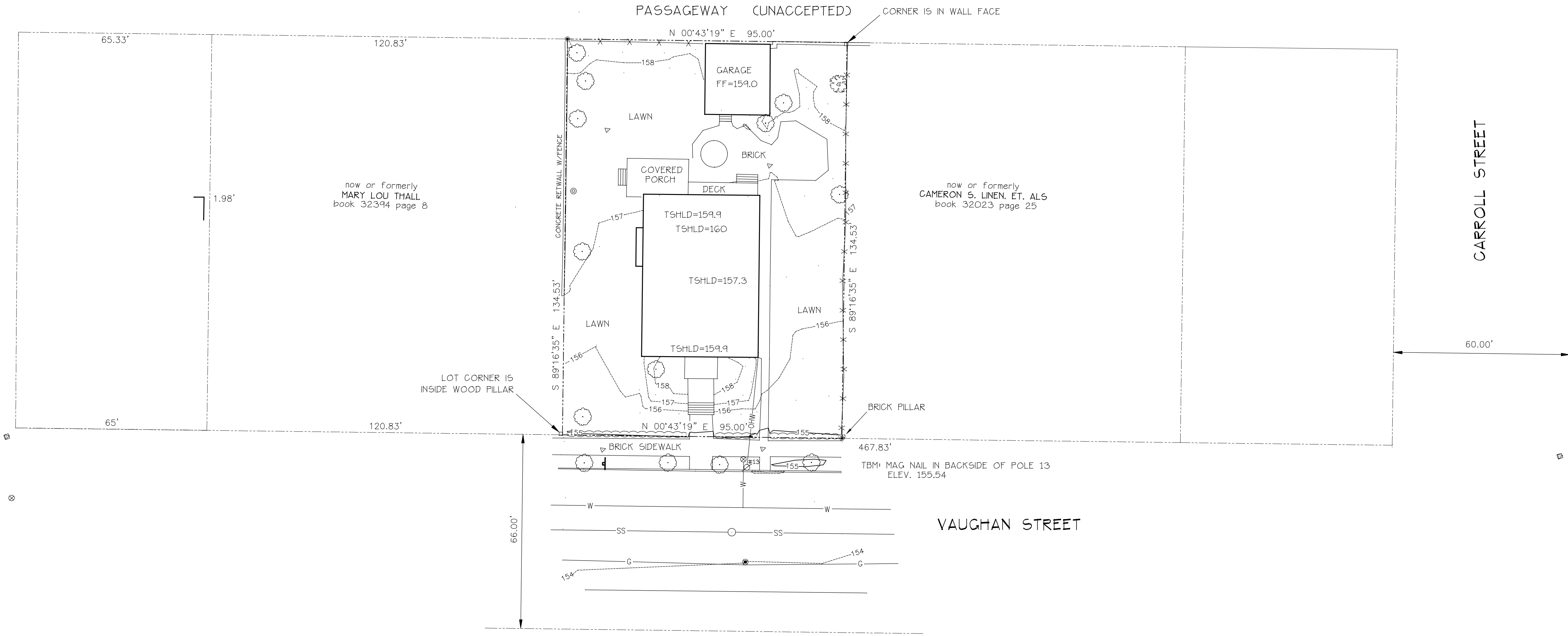
LOCATION MAP  
N.T.S.

LEGEND

- MAG NAIL & WASHER SET PLS 1154
- ⊙ GAS VALVE
- ⊙ WATER VALVE
- ⊙ HYDRANT
- ⊙ UTILITY POLE
- ⊙ LIGHT POLE
- ⊙ FLAGPOLE
- ⊙ MANHOLE
- ⊙ CATCH BASIN
- ⊙ SIGN
- ⊙ DECIDUOUS TREE
- ⊙ CONIFEROUS TREE
- FENCE
- STONE WALL
- CURB
- OHW — OVERHEAD WIRES
- E — UNDERGROUND ELECTRIC
- T — TELEPHONE
- W — WATER LINE
- G — GAS LINE
- SS — SANITARY SEWER
- SD — STORM DRAIN
- 100 — 1' CONTOUR
- HEDGE

BOWDOIN STREET

CARROLL STREET



now or formerly  
MARY LOU THALL  
book 32394 page 8

now or formerly  
CAMERON S. LINEN, ET. ALS  
book 32023 page 25

LOT CORNER IS  
INSIDE WOOD FILLAR

TBM: MAG NAIL IN BACKSIDE OF POLE 13  
ELEV. 155.54

VAUGHAN STREET

PLAN REFERENCES

1. E.C. JORDAN WORKING DRAWING FILE 263 1/2 CIRCA 1912.

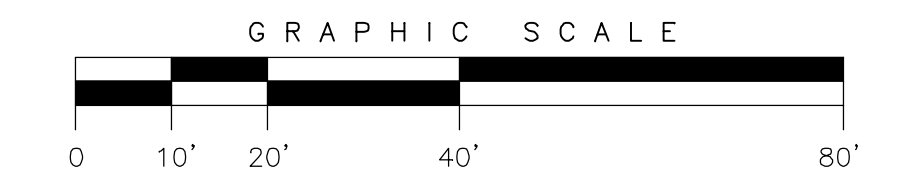
NOTES

1. PARCEL AREA: 12780 SQ. FT., 0.293 ACRES+/-
2. OWNER OF RECORD: SAMUEL S. MAY & ALEXANDRA S. MAY  
C.C.R.D. BOOK 15825 PAGE 188  
CITY OF PORTLAND ASSESSORS MAP 69-C-008
3. ORIENTATION IS MAINE STATE GRID SYSTEM WEST ZONE, TIED TO CITY 3' O/S MONS.

CERTIFICATE

OWEN HASKELL, INC. CERTIFIES THAT THIS PLAN IS BASED ON, AND THE RESULT OF, AN ON THE GROUND FIELD SURVEY AND THAT TO THE BEST OF OUR KNOWLEDGE, INFORMATION AND BELIEF, IT CONFORMS TO THE BOARD OF LICENSURE FOR PROFESSIONAL LAND SURVEYORS CURRENT STANDARDS OF PRACTICE, WITH THE EXCEPTION OF MARKERS NOT SET AT ALL CORNERS.

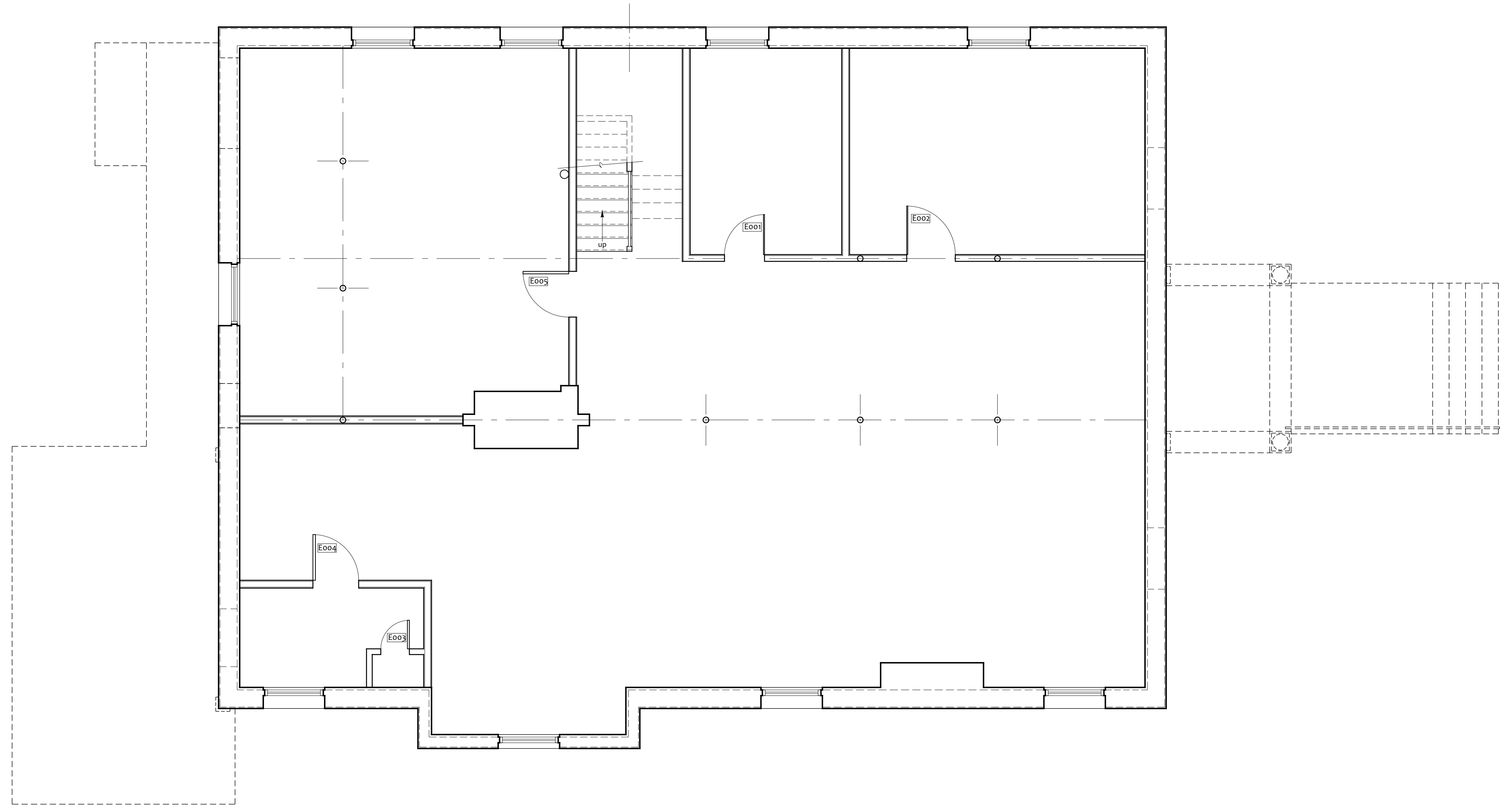
DATE \_\_\_\_\_ REGINALD S. PARKER PLS 1154

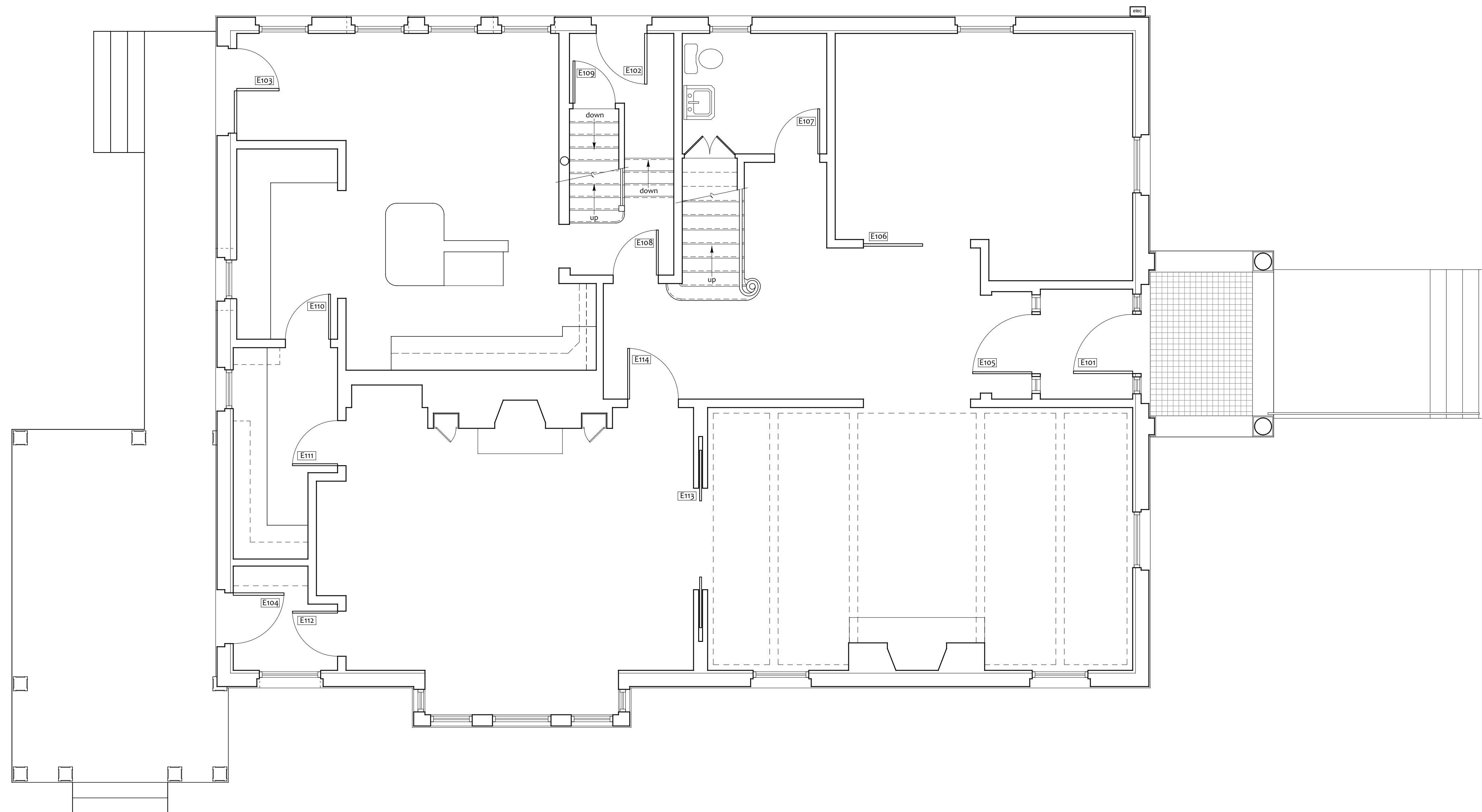
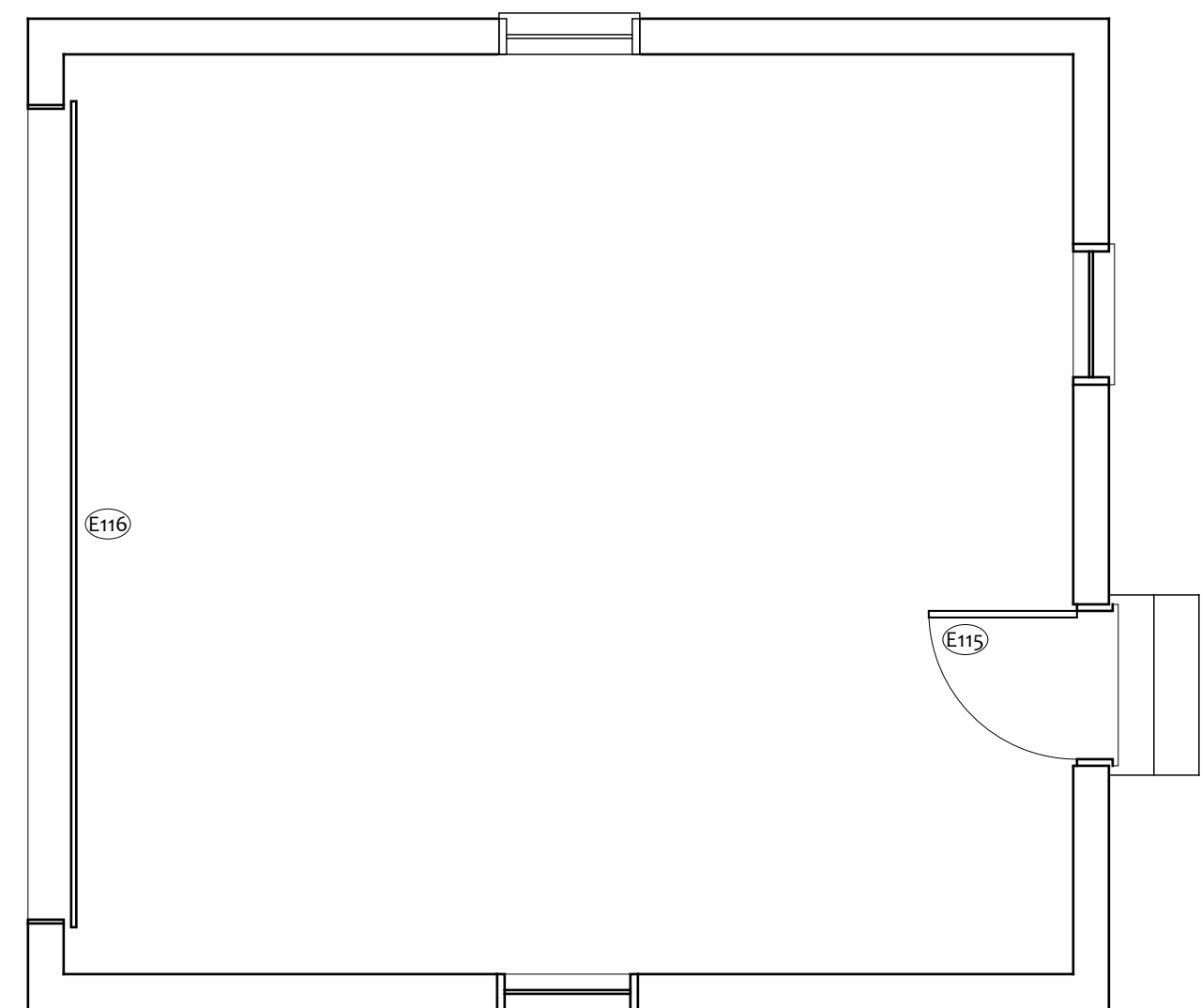


STANDARD BOUNDARY SURVEY  
ON  
100 VAUGHAN STREET, PORTLAND, MAINE  
MADE FOR  
**ATTARDO PONDELIS ARCHITECTURE**  
81 BRIDGE STREET, YARMOUTH, MAINE 04096

**OWEN HASKELL, INC.**  
390 U.S. ROUTE ONE, FALMOUTH, ME 04105 (207) 774-0424  
PROFESSIONAL LAND SURVEYORS

Drwn By	RSP	Date	JANUARY 25, 2016	Job No.	2016-014P
Trace By	TMK	Scale	1" = 20'	Drwg. No.	1
Check By	JWS				
Book No.	1000				





PERMIT SET  
6.15.16

**Ex-1.1**

**AP ATTARDO PONDELIS**  
ARCHITECTURE

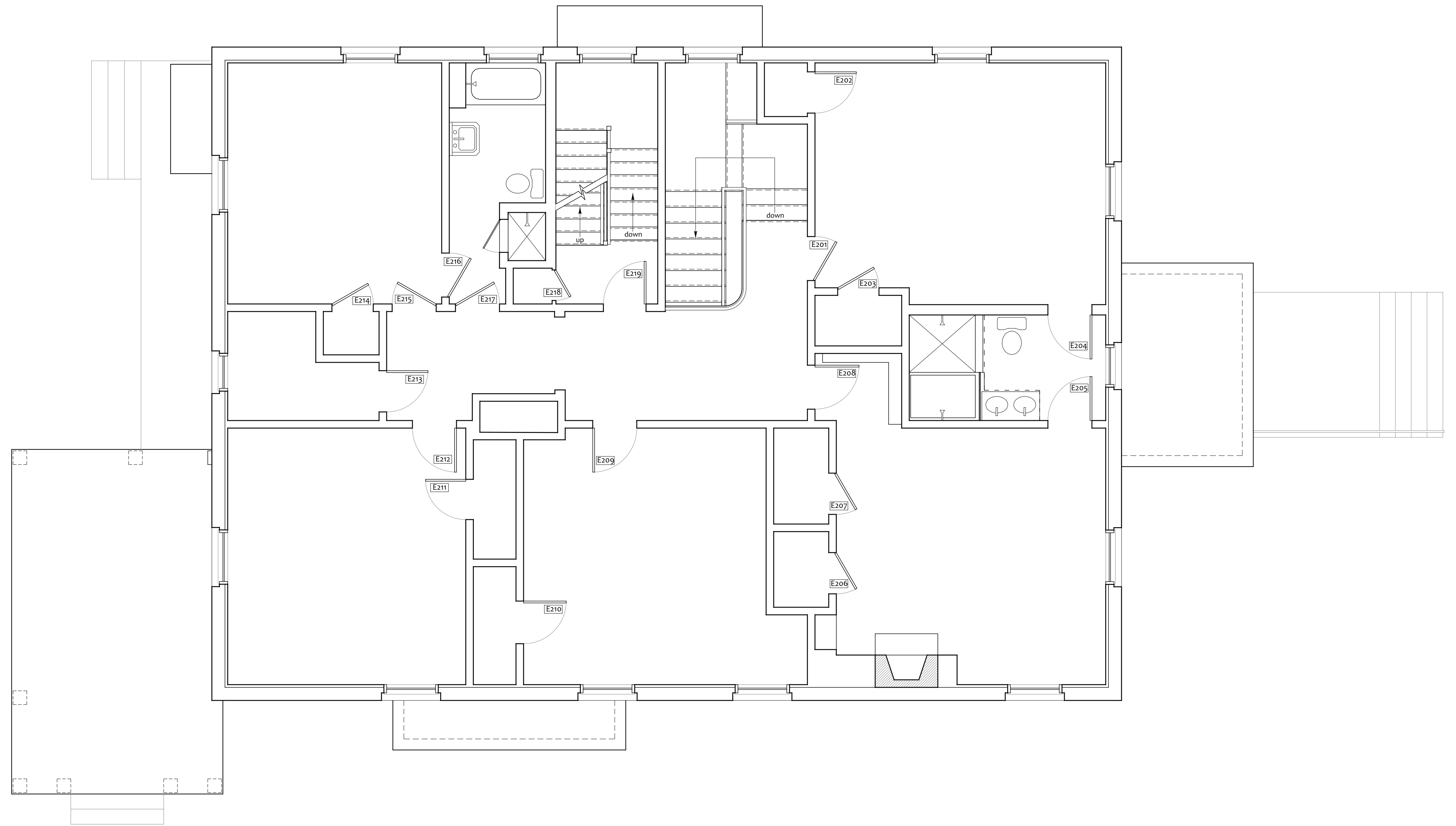
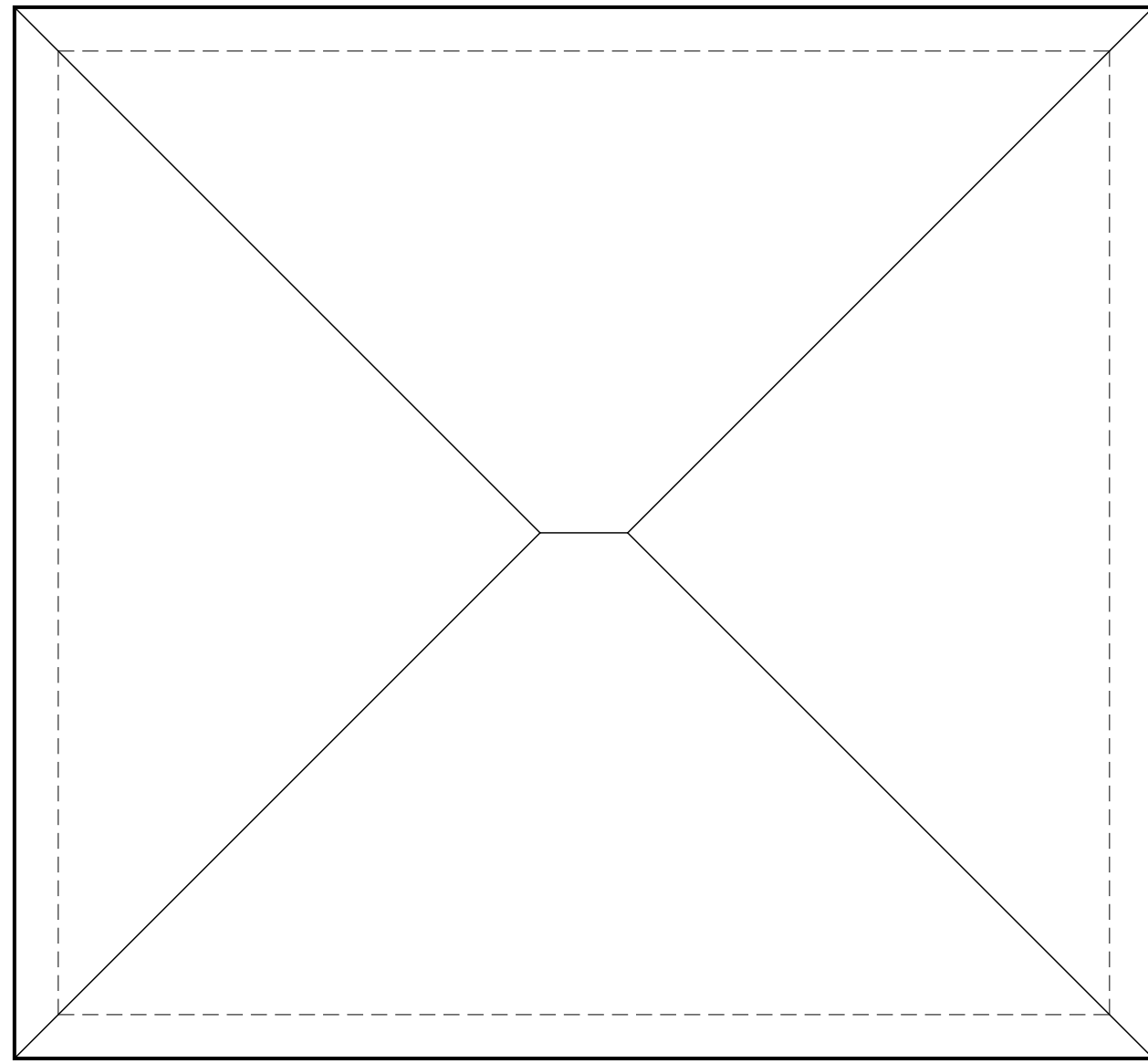
81 Bridge Street  
Suite 402  
Yarmouth, Maine 04096  
(207) 846-2042

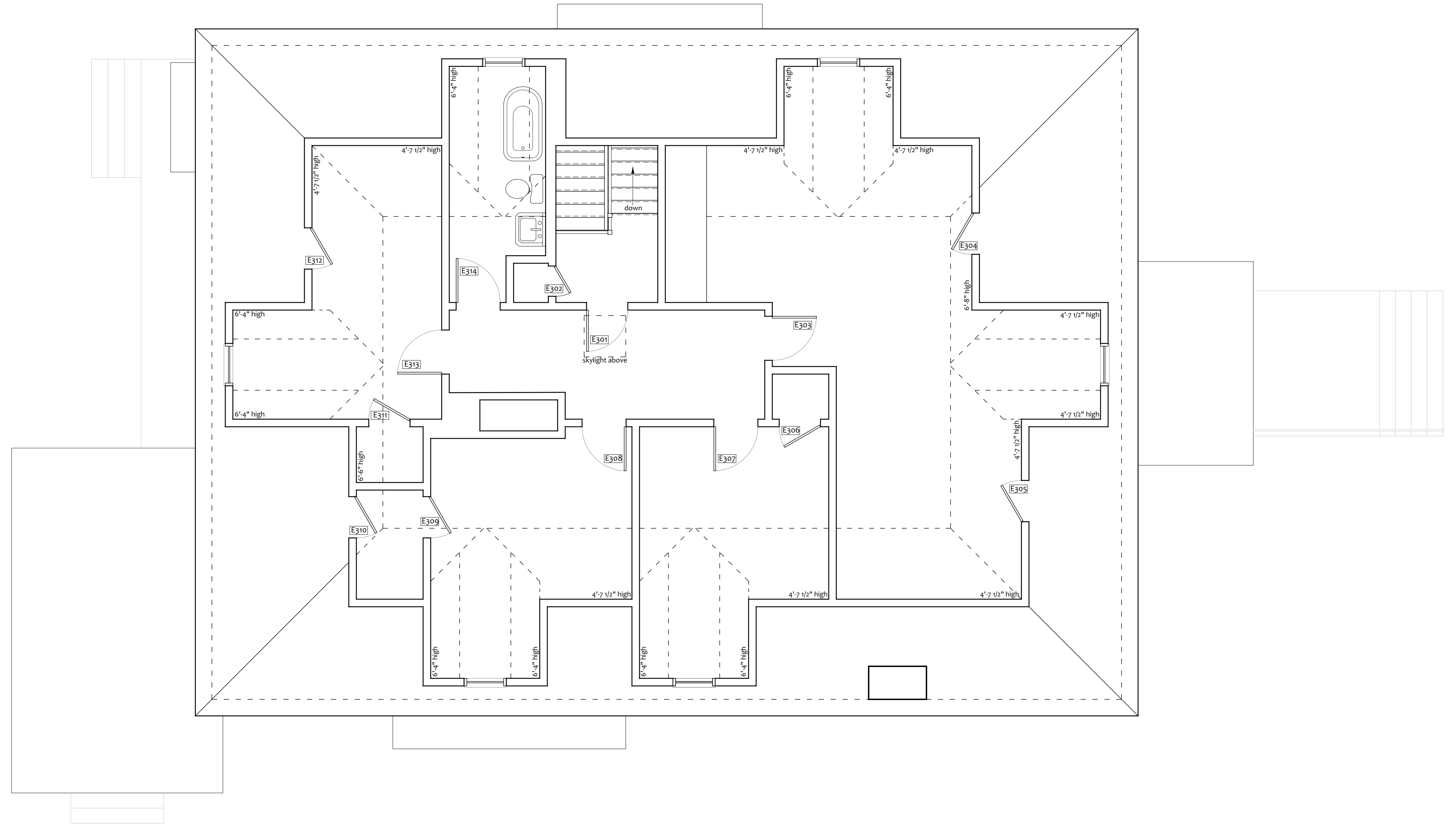
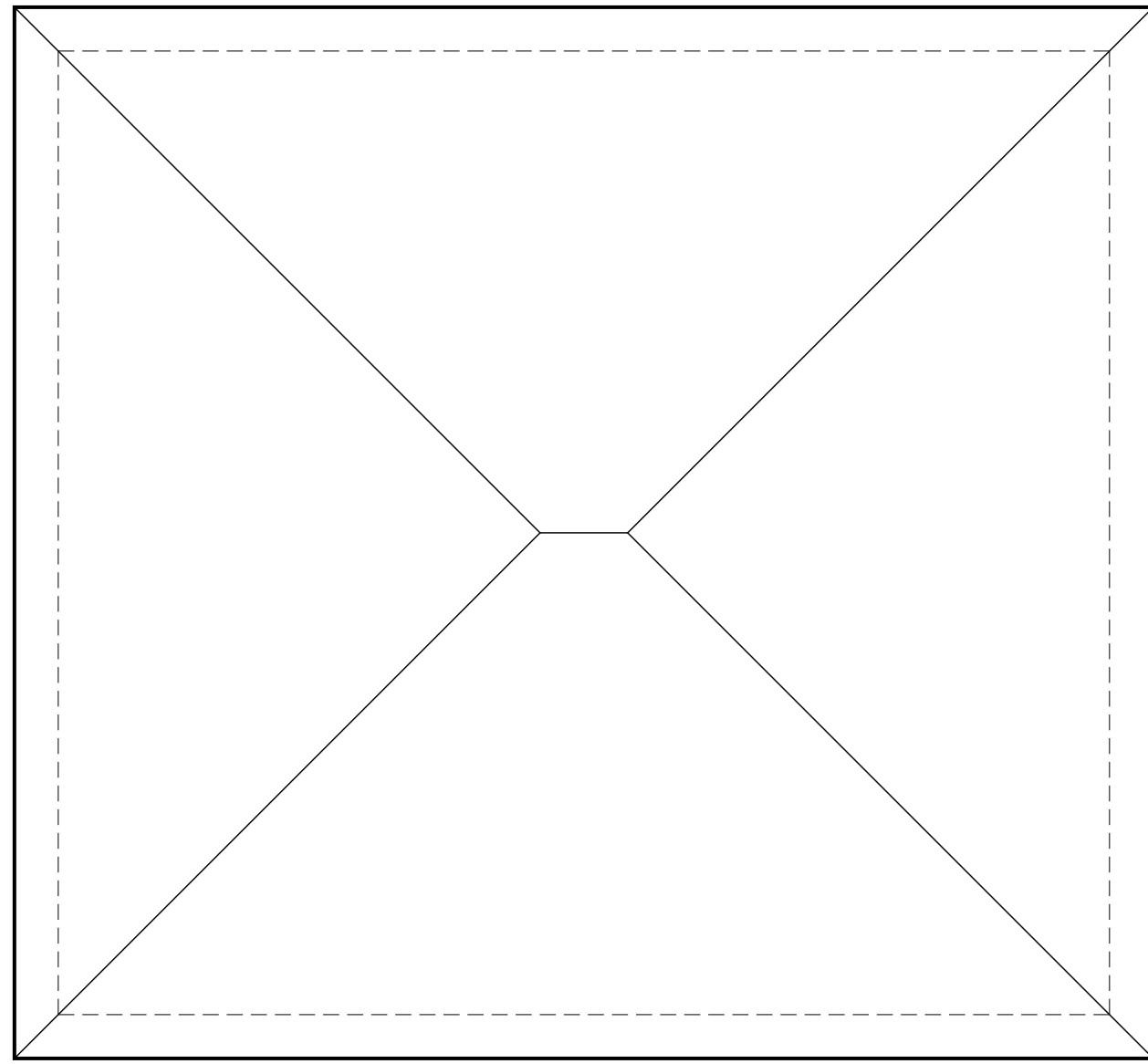
May Residence  
The Philip J. Deering House

100 Vaughan Street  
Portland, Maine

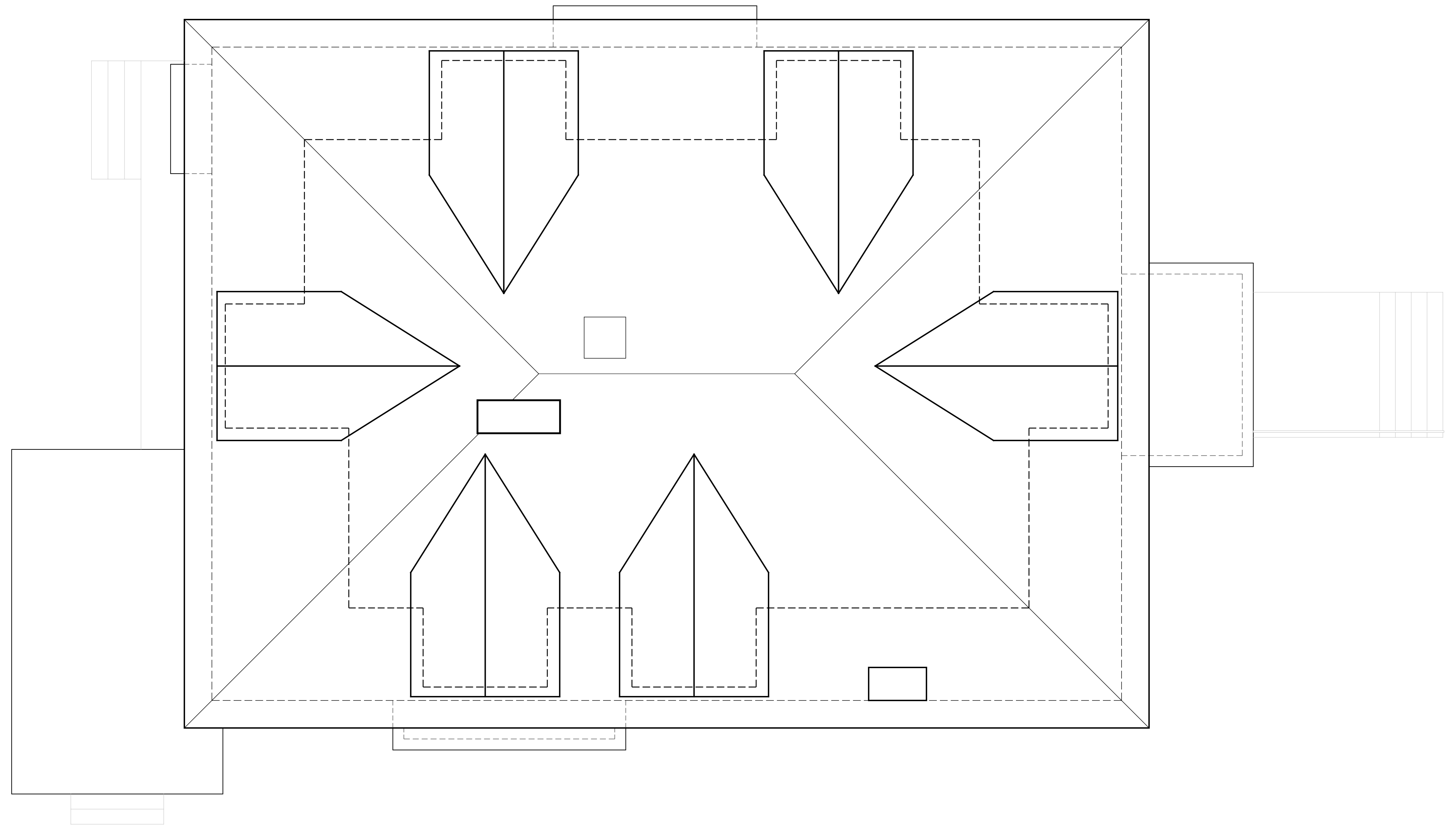
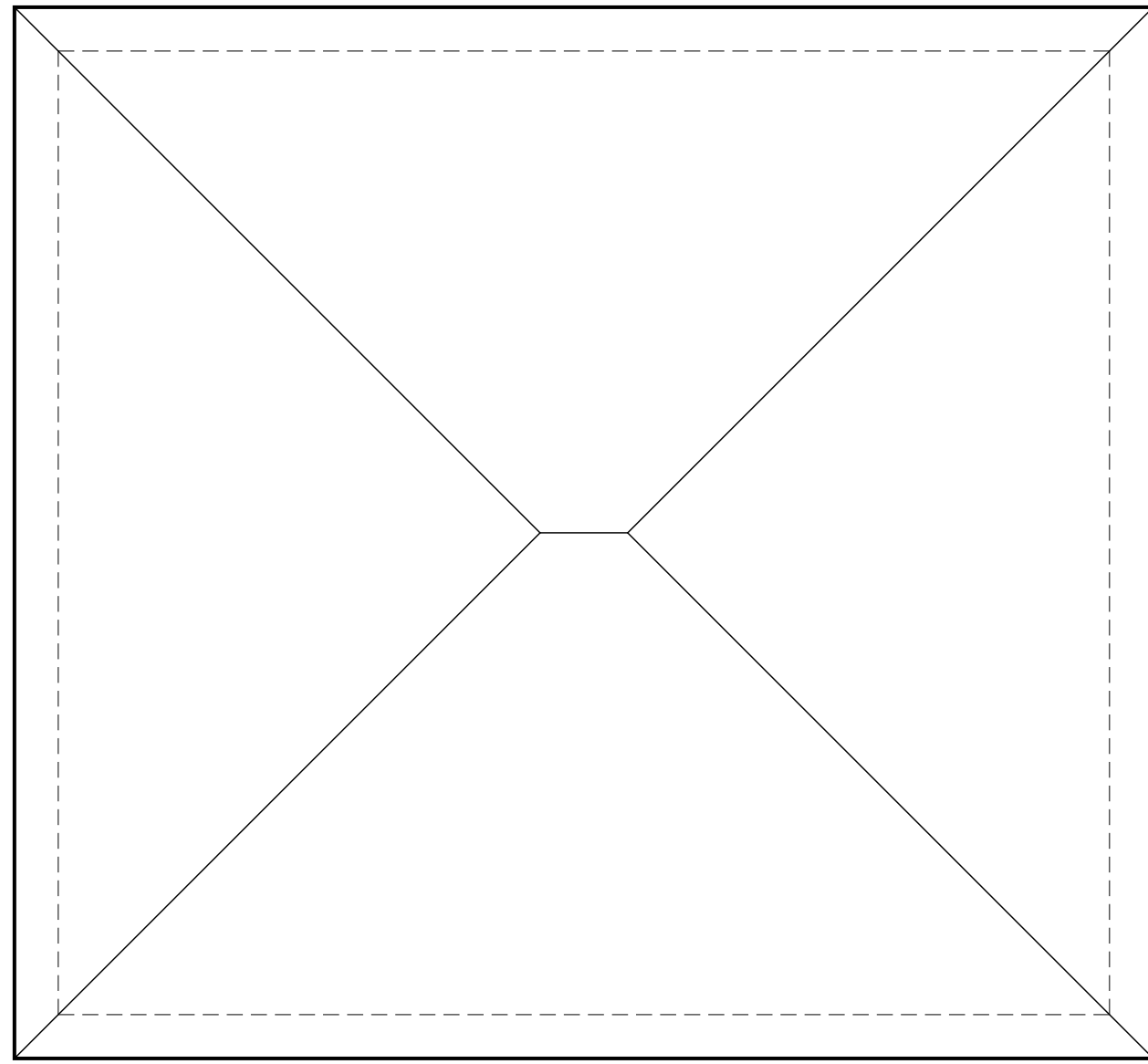
Existing Conditions  
First Floor Plan

Scale: 1/4"=1'-0" Drawn by: PCA  
Date: 6.15.16  
Revisions:











1 South Elevation



2 East Elevation

- 3rd Fin. Flr. Elev. 19'-6"
- Landing Elev. 14'-11 1/2"
- 2nd Fin. Flr. Elev. 10'-4"
- Landing Elev. 6'-5 1/2"
- 1st Fin. Flr. Elev. 0'-0"
- Entry Landing Elev. -2'-7"
- Basement Slab Elev. -9'-8"

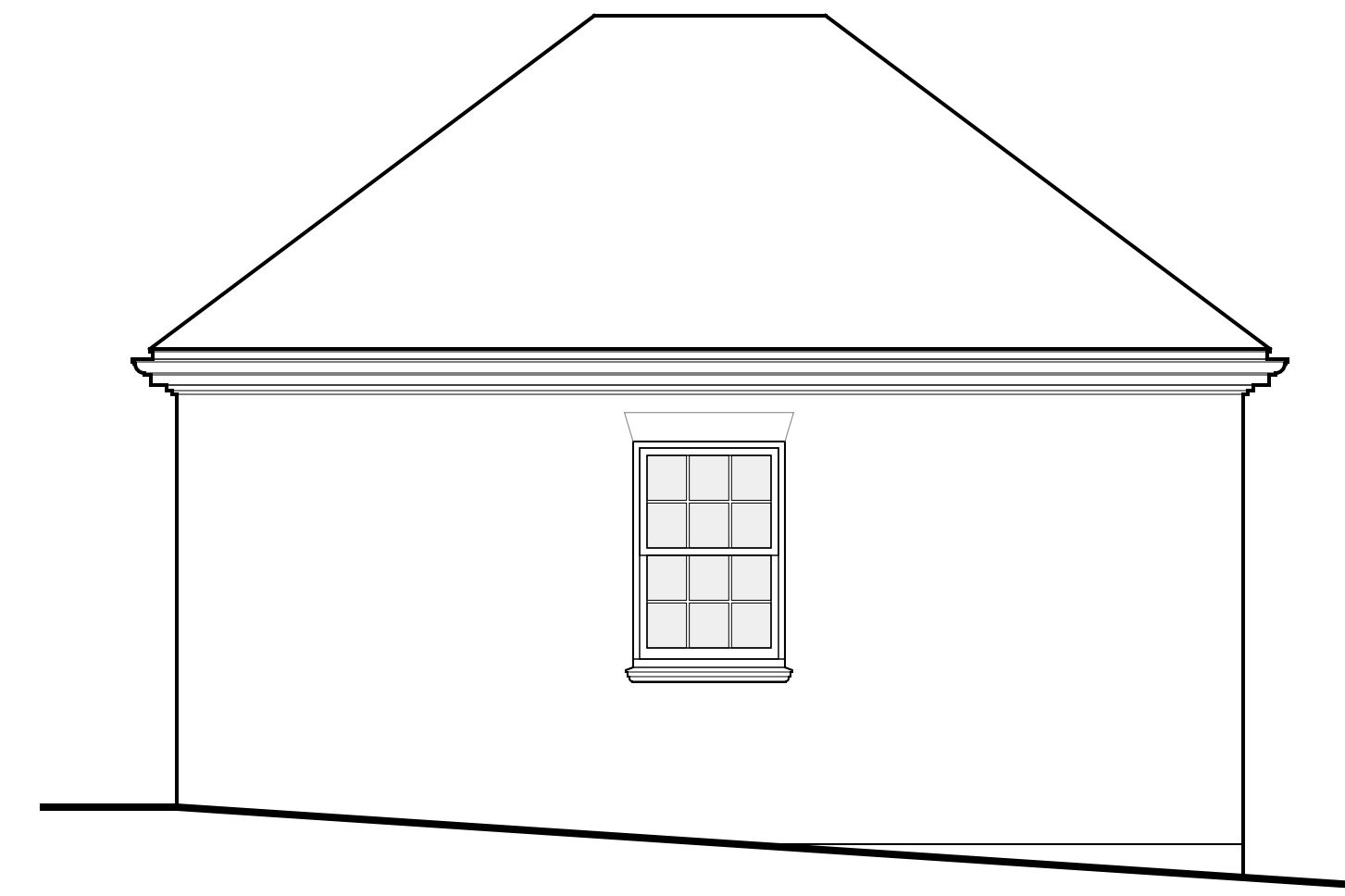




3 West Elevation



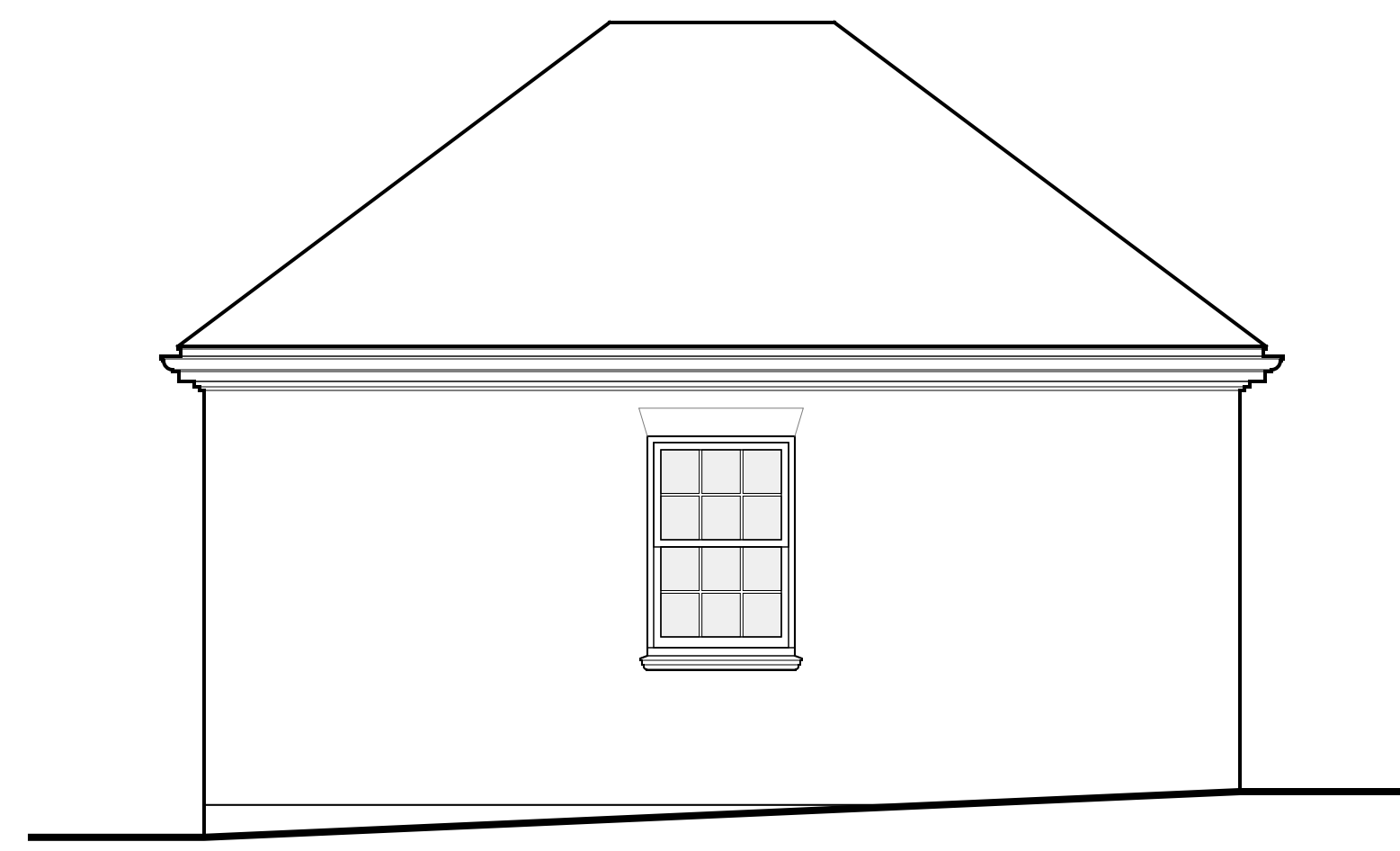
4 North Elevation



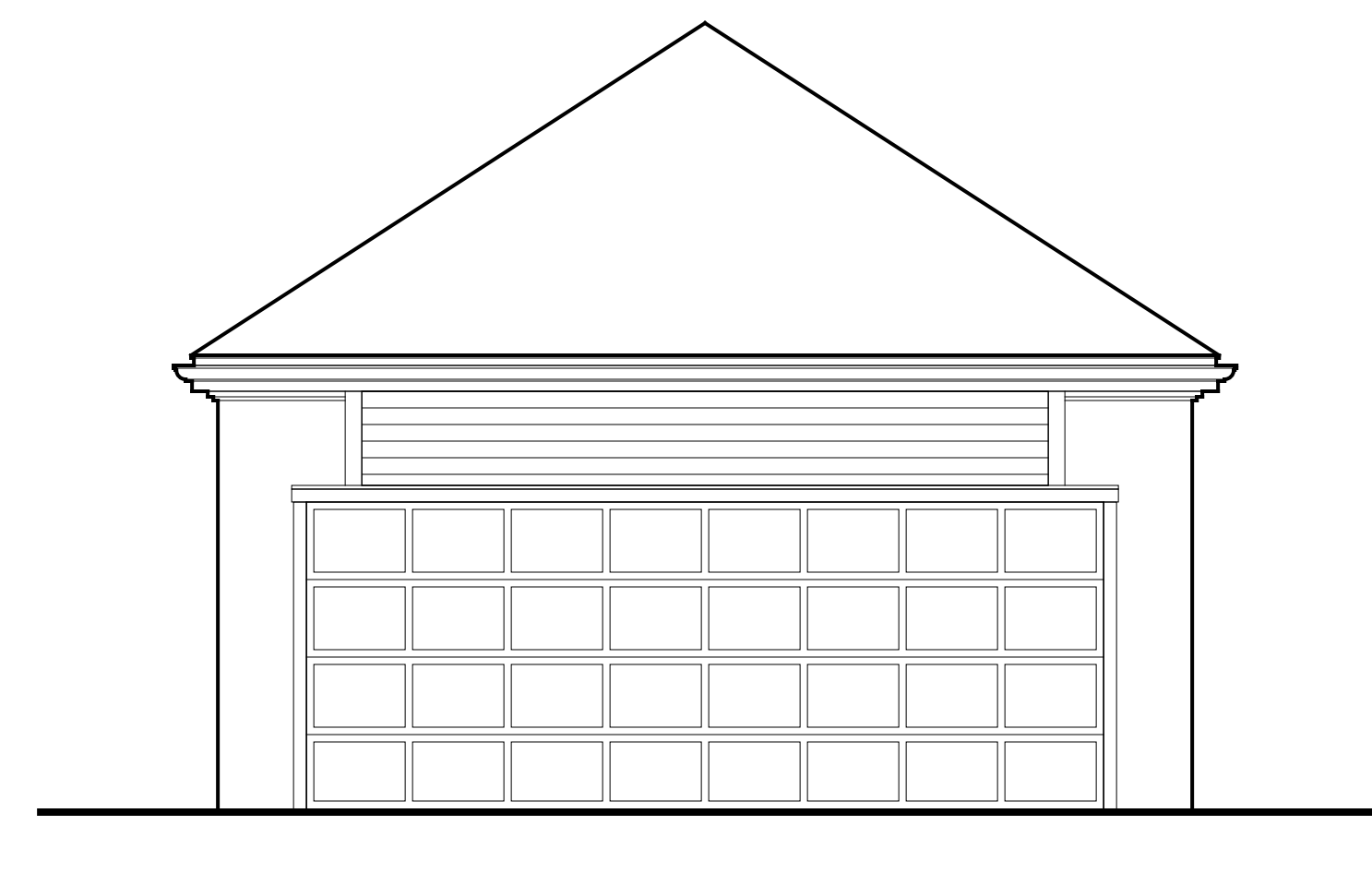
1 South Elevation



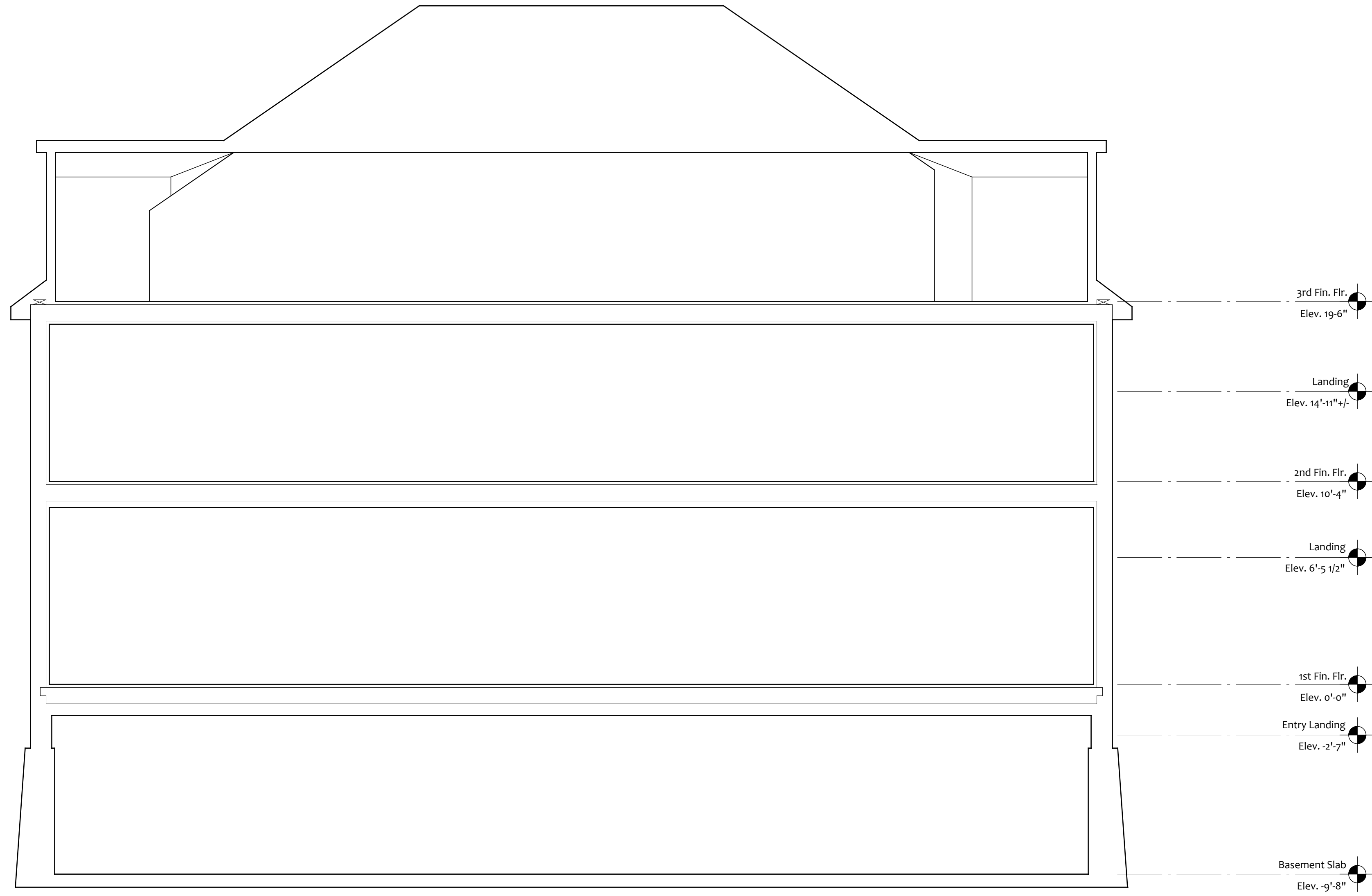
2 East Elevation



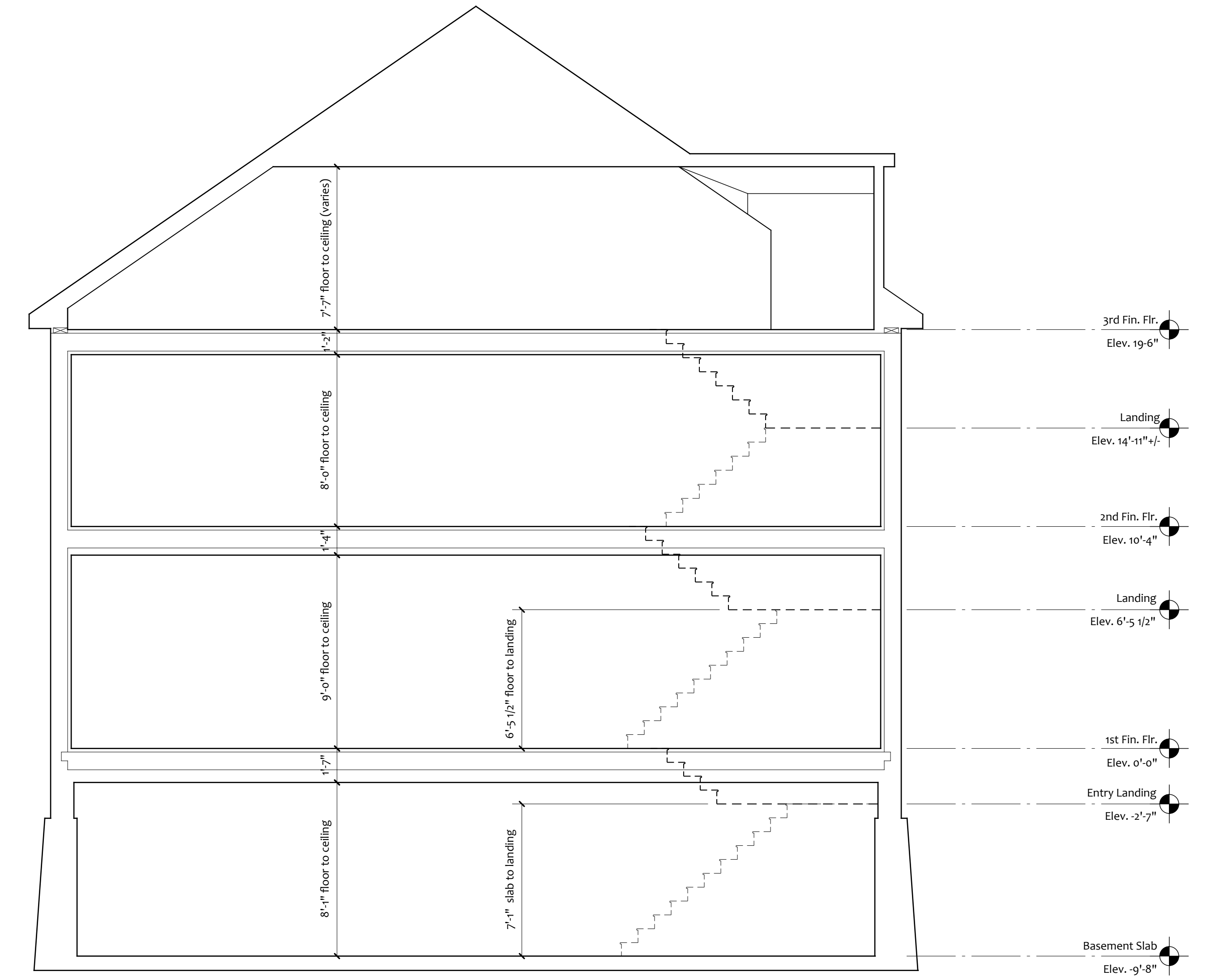
4 North Elevation



3 West Elevation

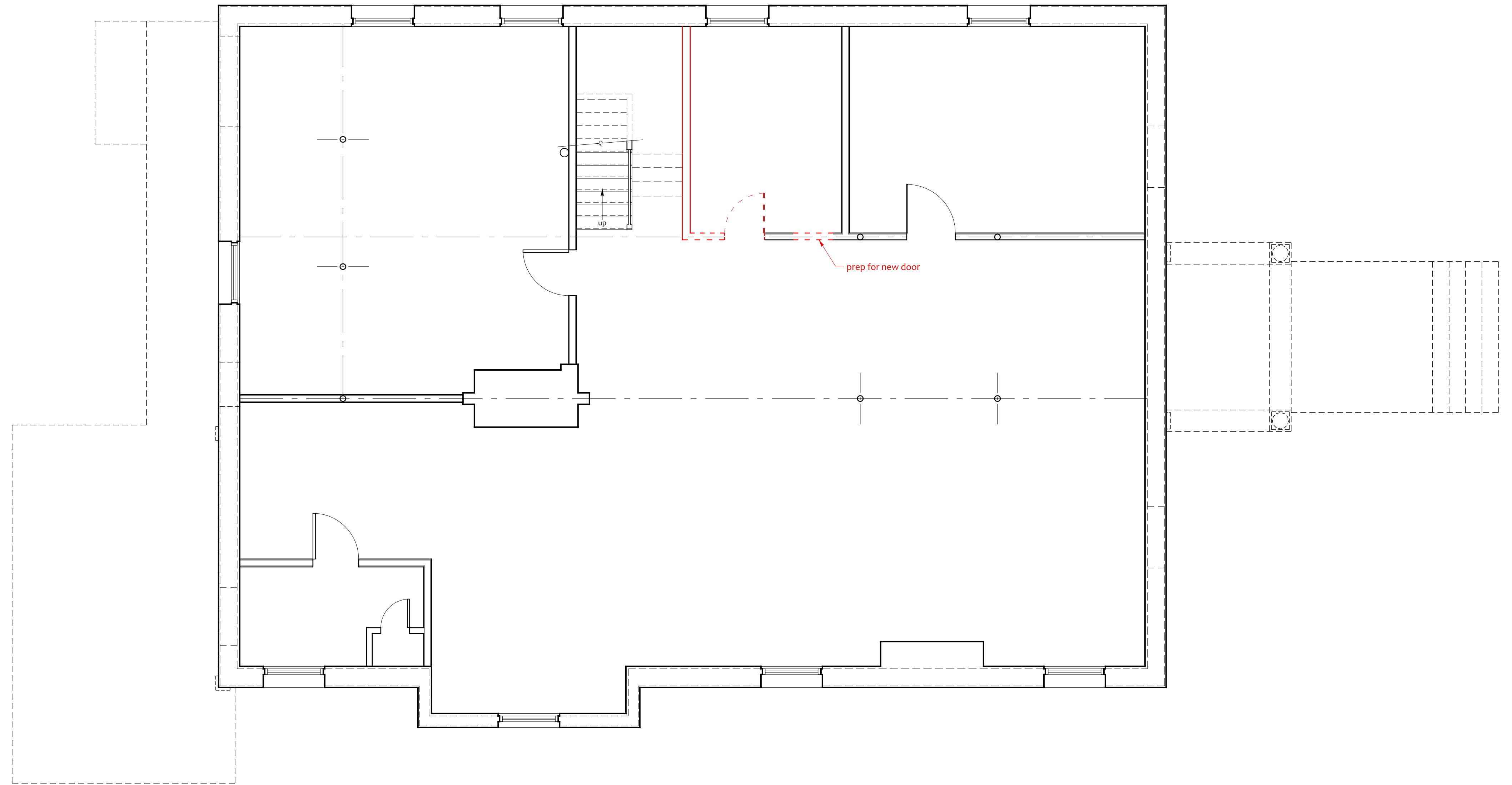


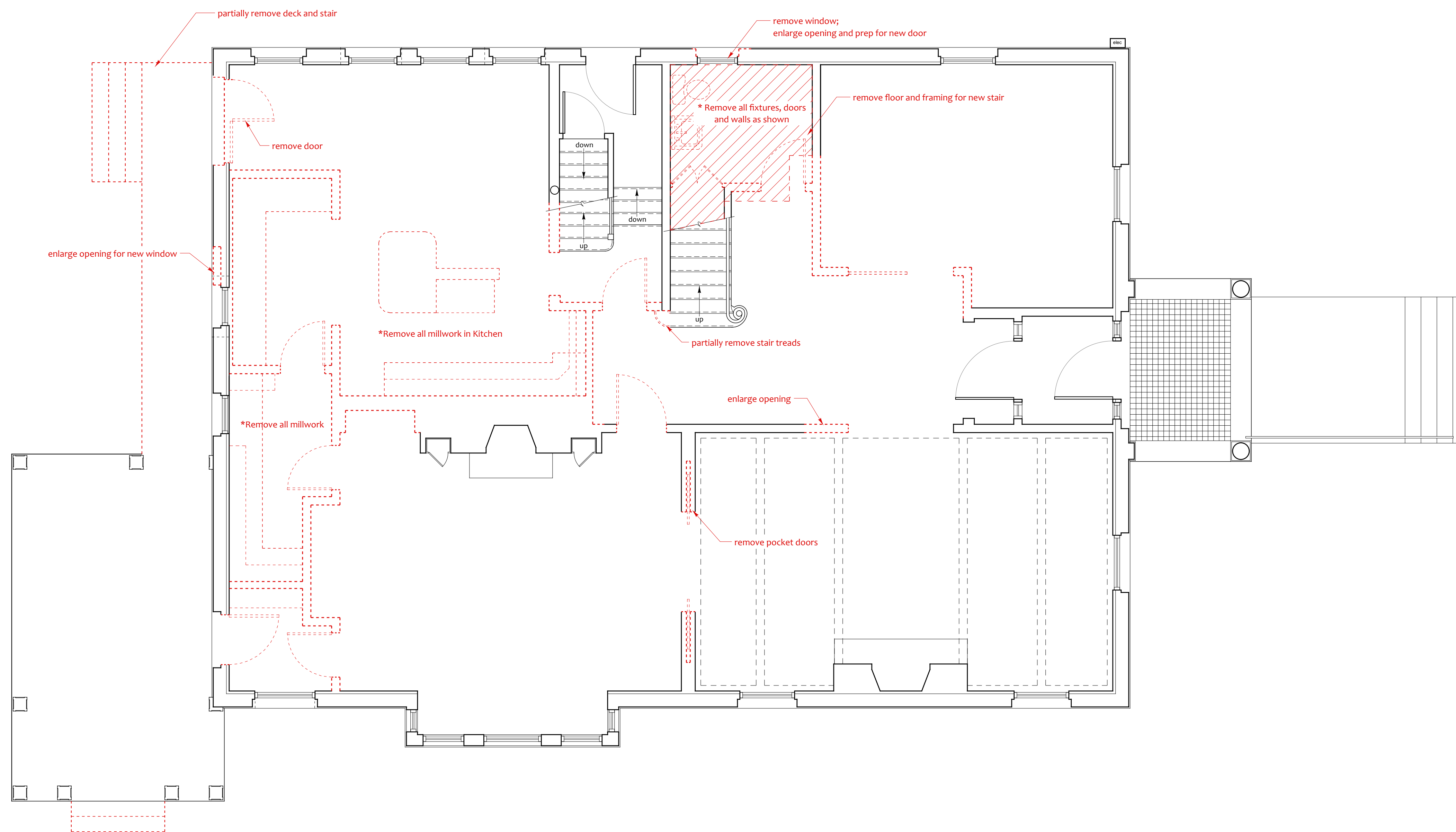
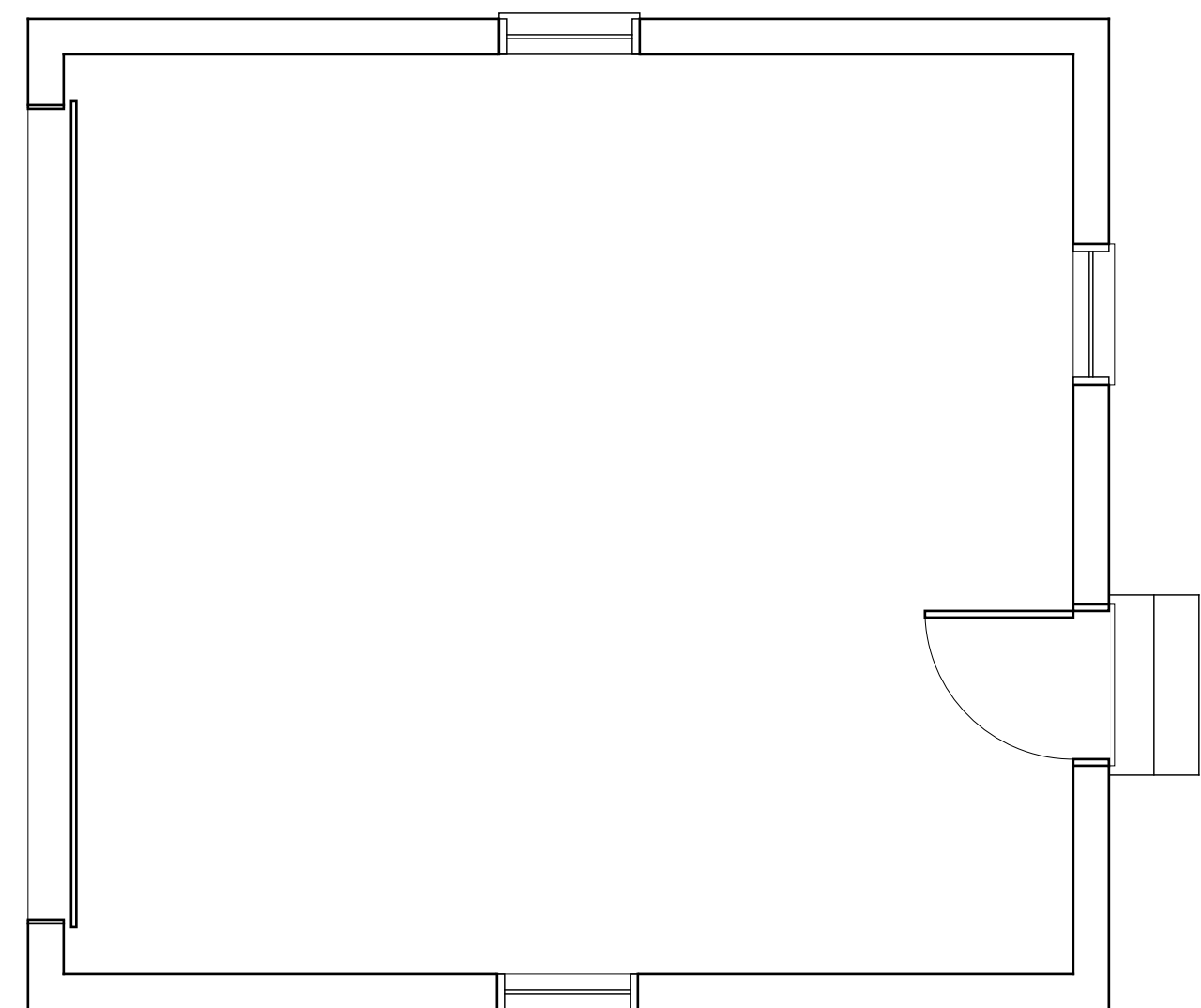
2 Building Section



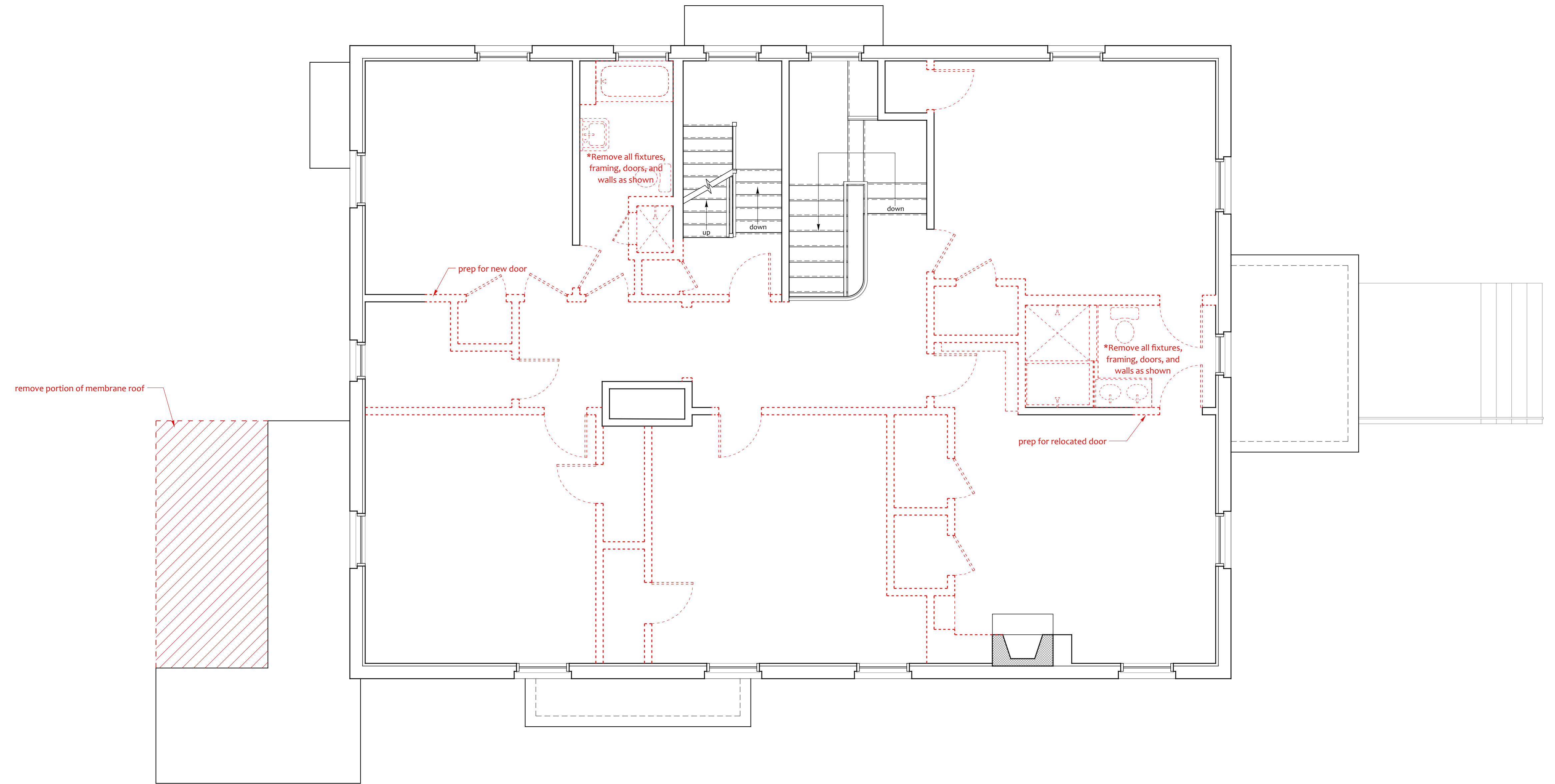
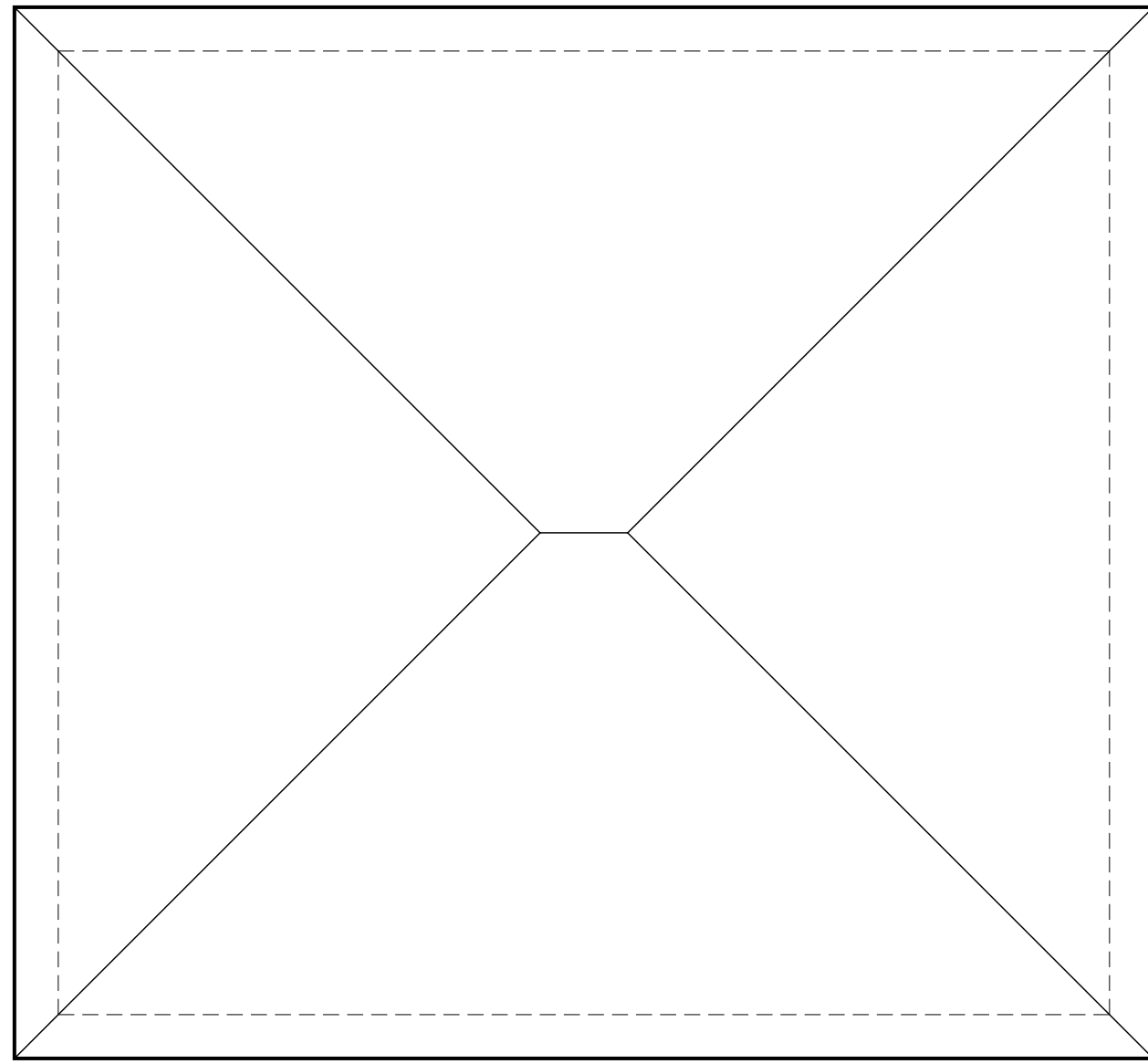
1 Building Section

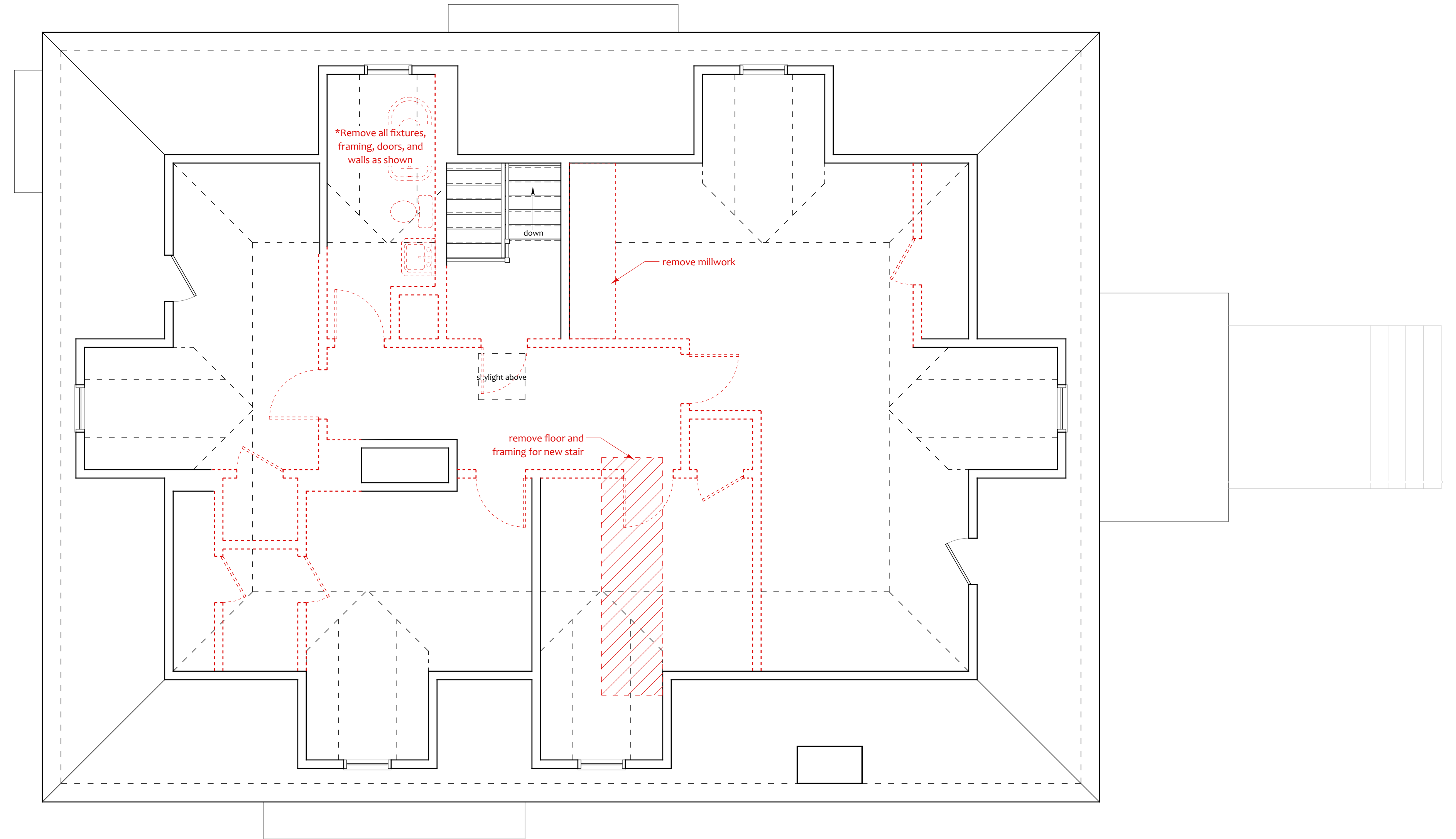
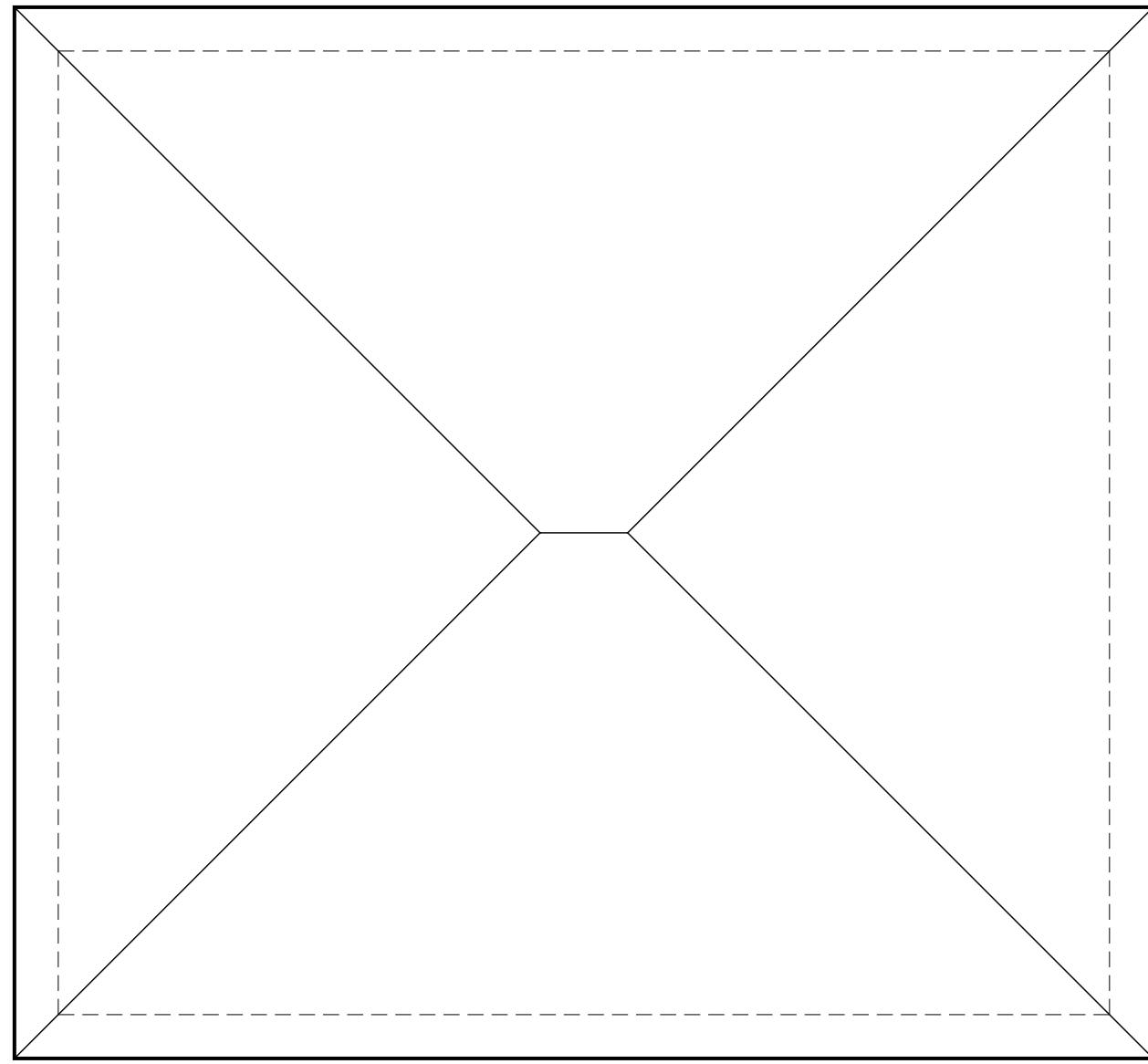


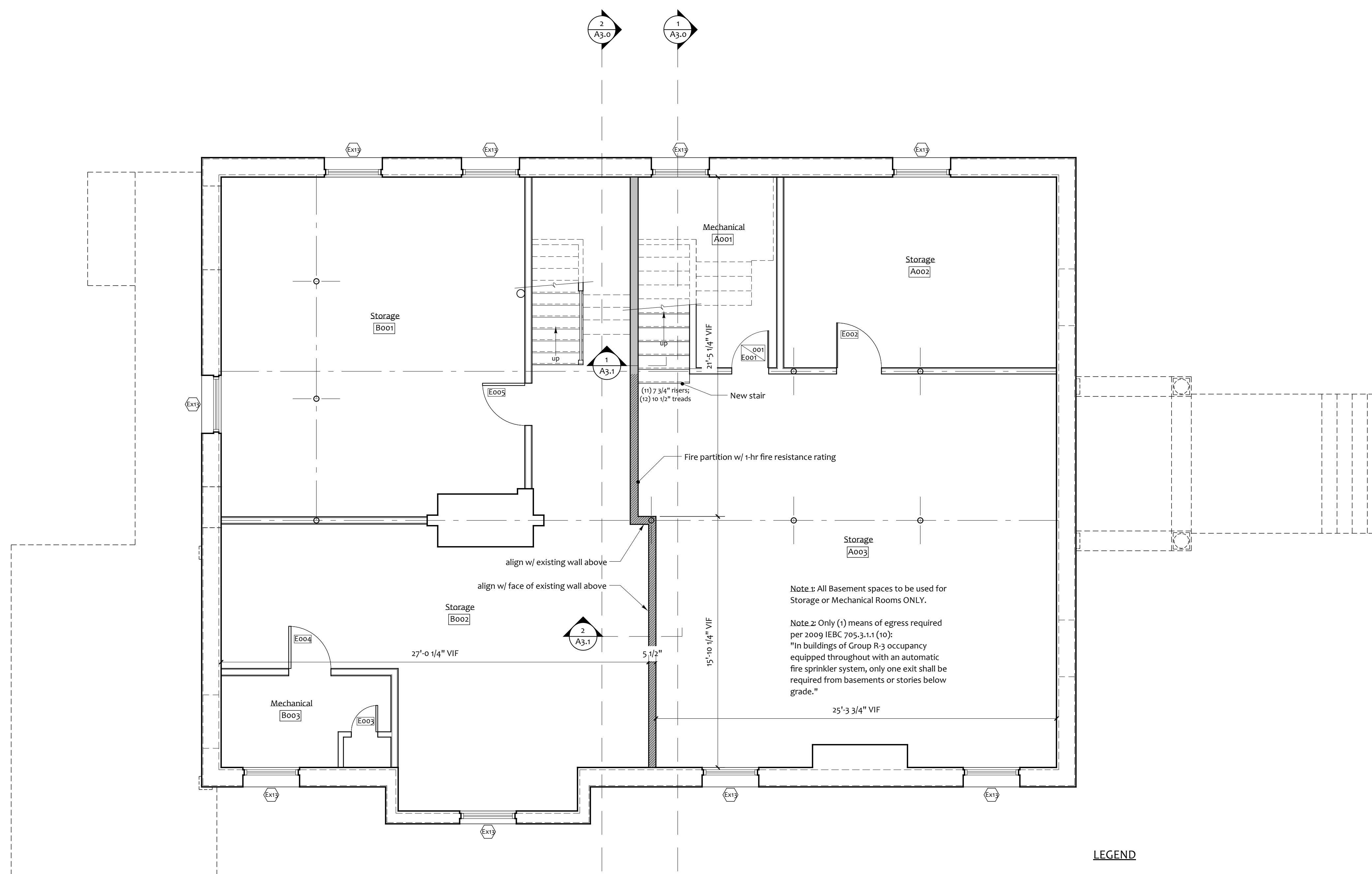









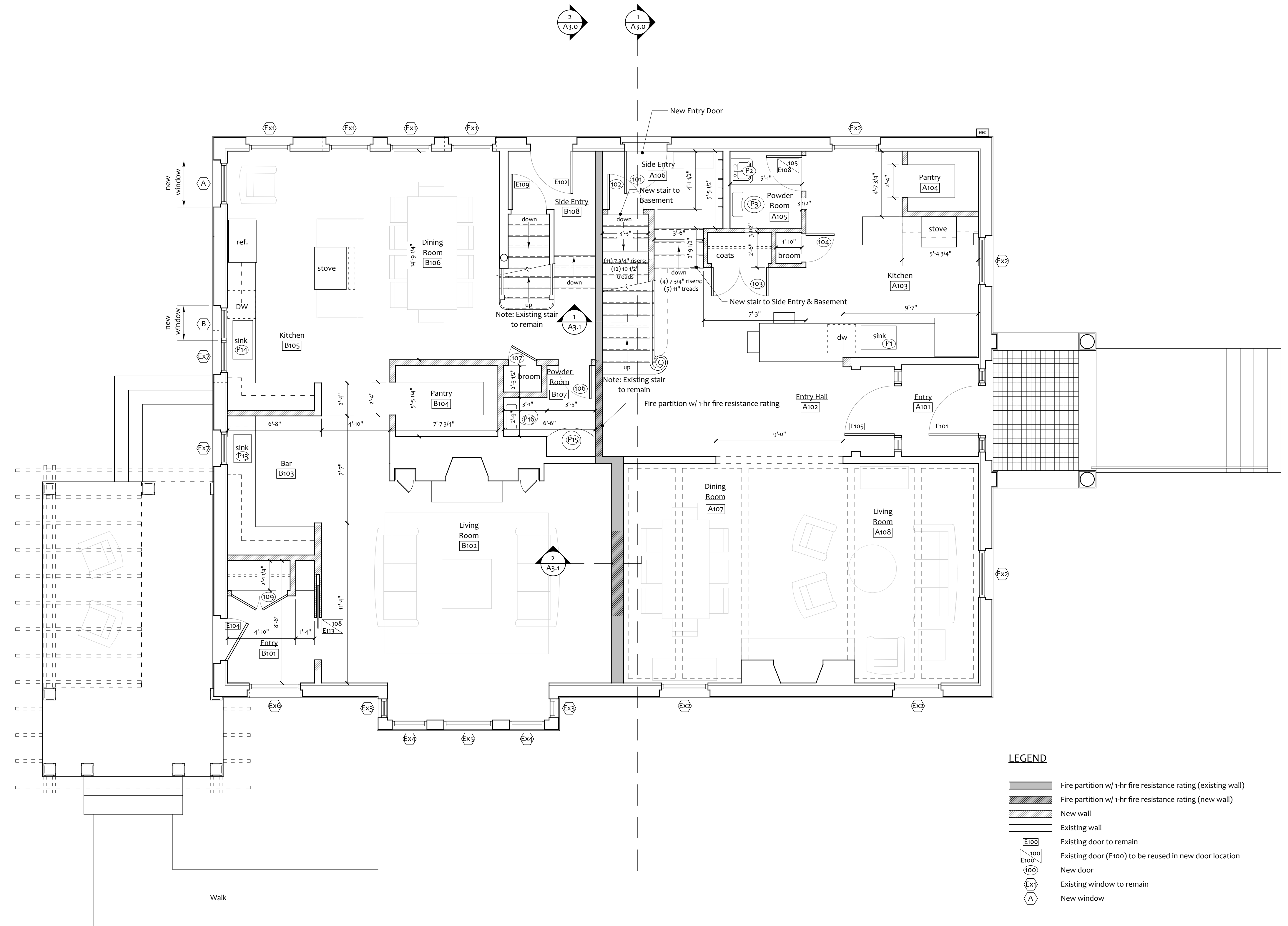
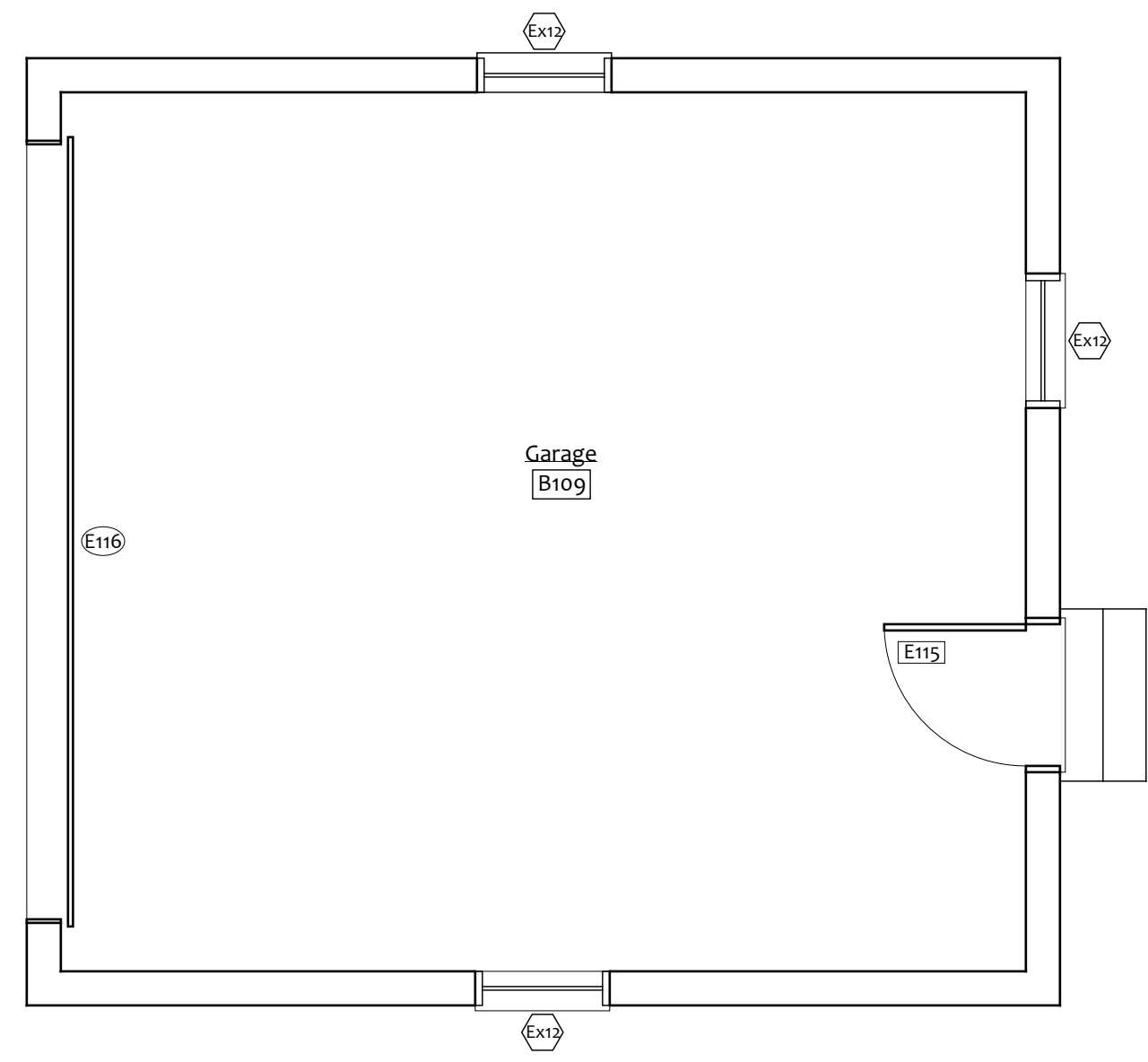




Note 1: All Basement spaces to be used for Storage or Mechanical Rooms ONLY.

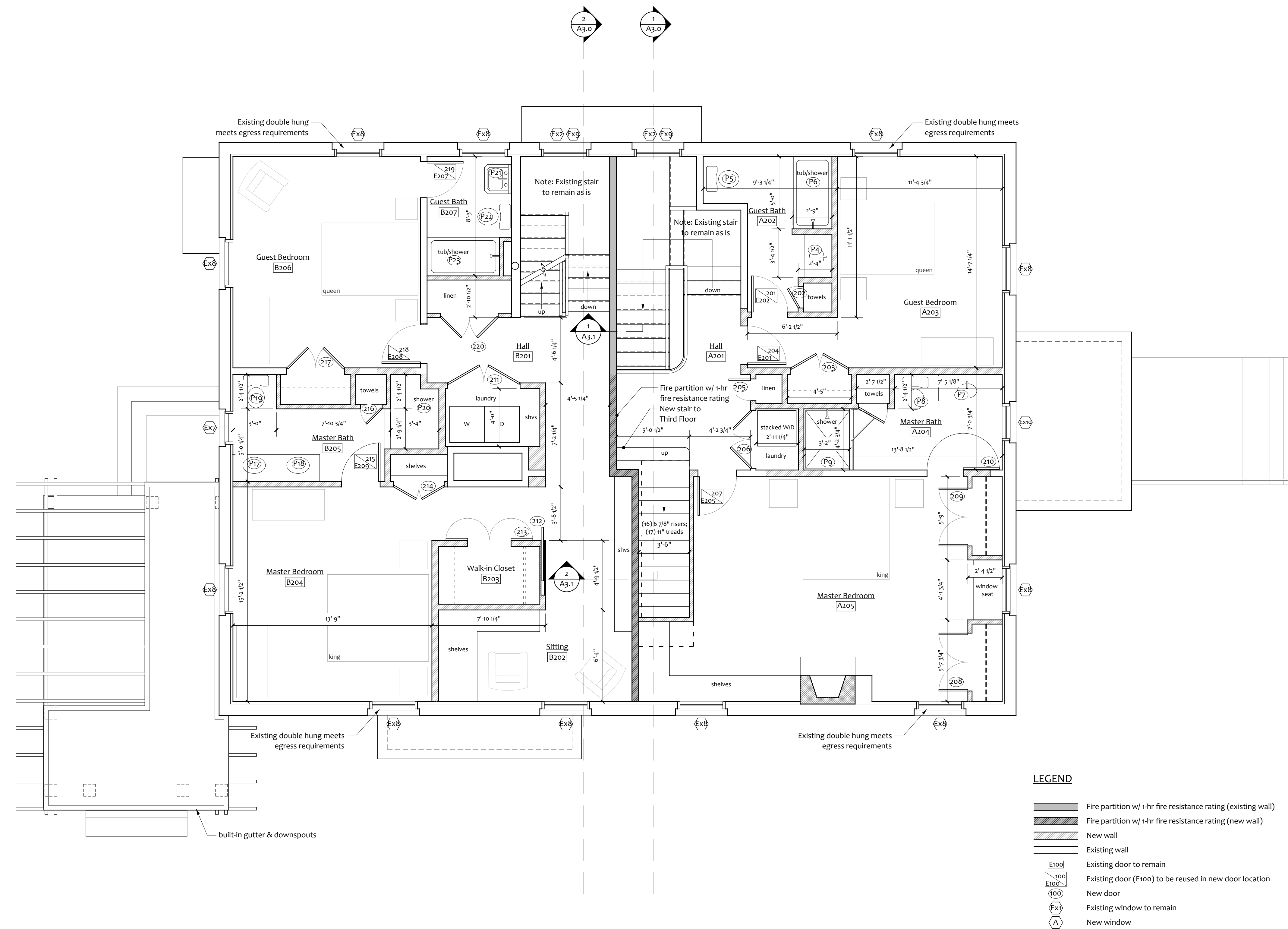
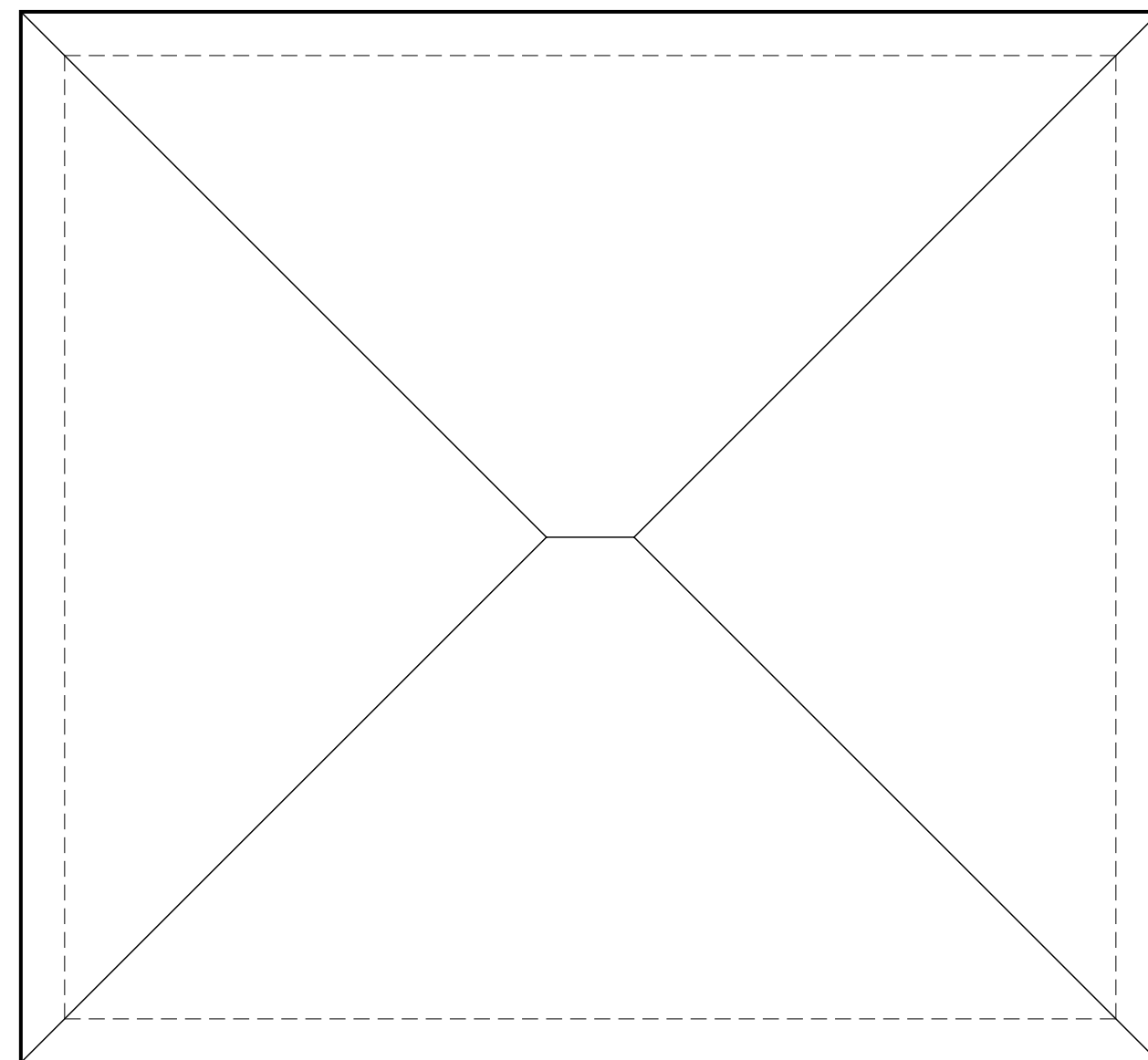
Note 2: Only (1) means of egress required per 2009 IEBC 705.3.1.1 (10): "In buildings of Group R-3 occupancy equipped throughout with an automatic fire sprinkler system, only one exit shall be required from basements or stories below grade."

- LEGEND**
- Fire partition w/ 1-hr fire resistance rating (existing wall)
  - Fire partition w/ 1-hr fire resistance rating (new wall)
  - New wall
  - Existing wall
  - Existing door to remain
  - Existing door (E100) to be reused in new door location
  - New door
  - Existing window to remain
  - New window



**LEGEND**

	Fire partition w/ 1-hr fire resistance rating (existing wall)
	Fire partition w/ 1-hr fire resistance rating (new wall)
	New wall
	Existing wall
	Existing door to remain
	Existing door (E100) to be reused in new door location
	New door
	Existing window to remain
	New window



**LEGEND**

- Fire partition w/ 1-hr fire resistance rating (existing wall)
- Fire partition w/ 1-hr fire resistance rating (new wall)
- New wall
- Existing wall
- Existing door to remain
- Existing door (E100) to be reused in new door location
- New door
- Existing window to remain
- New window

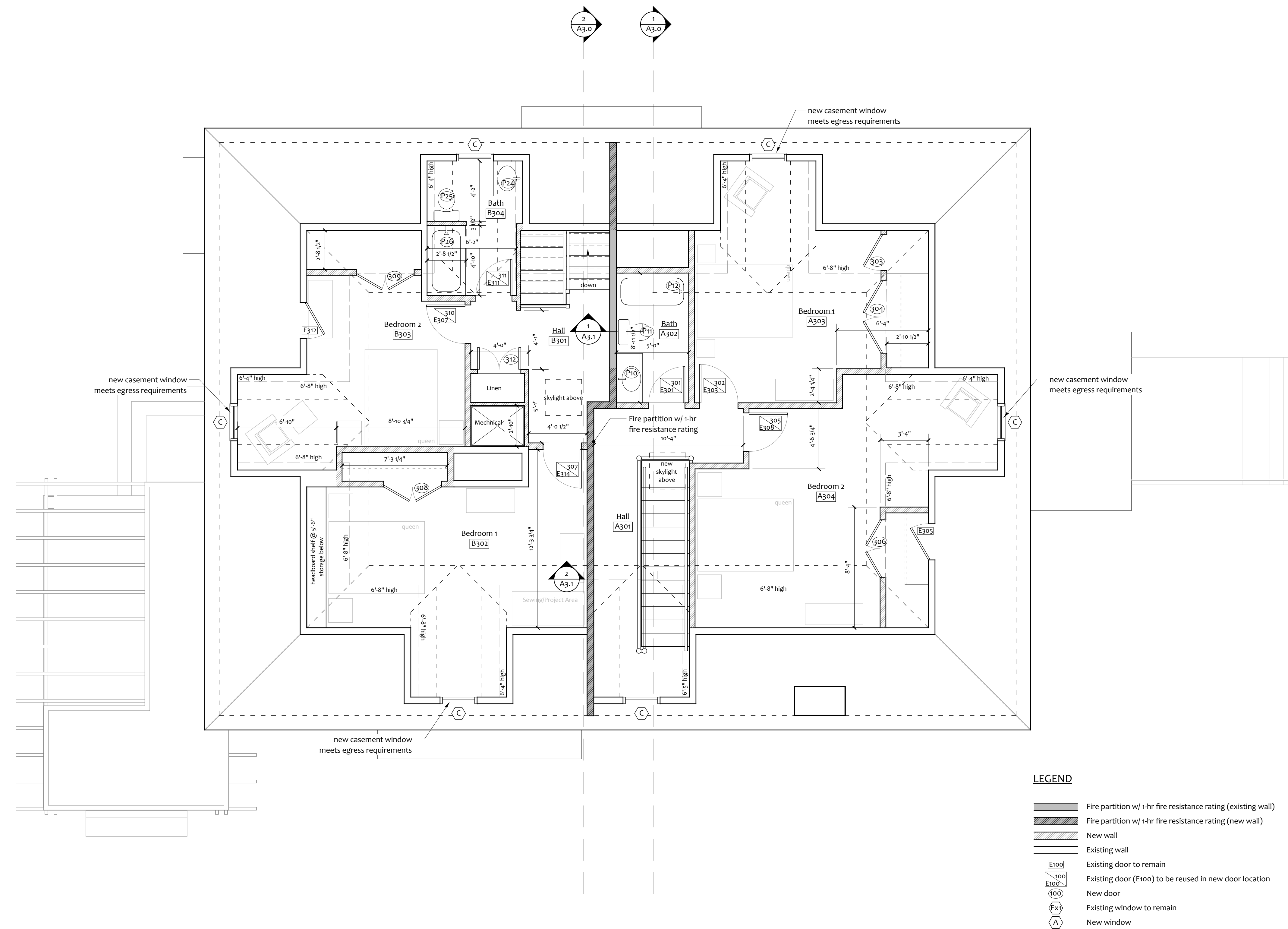
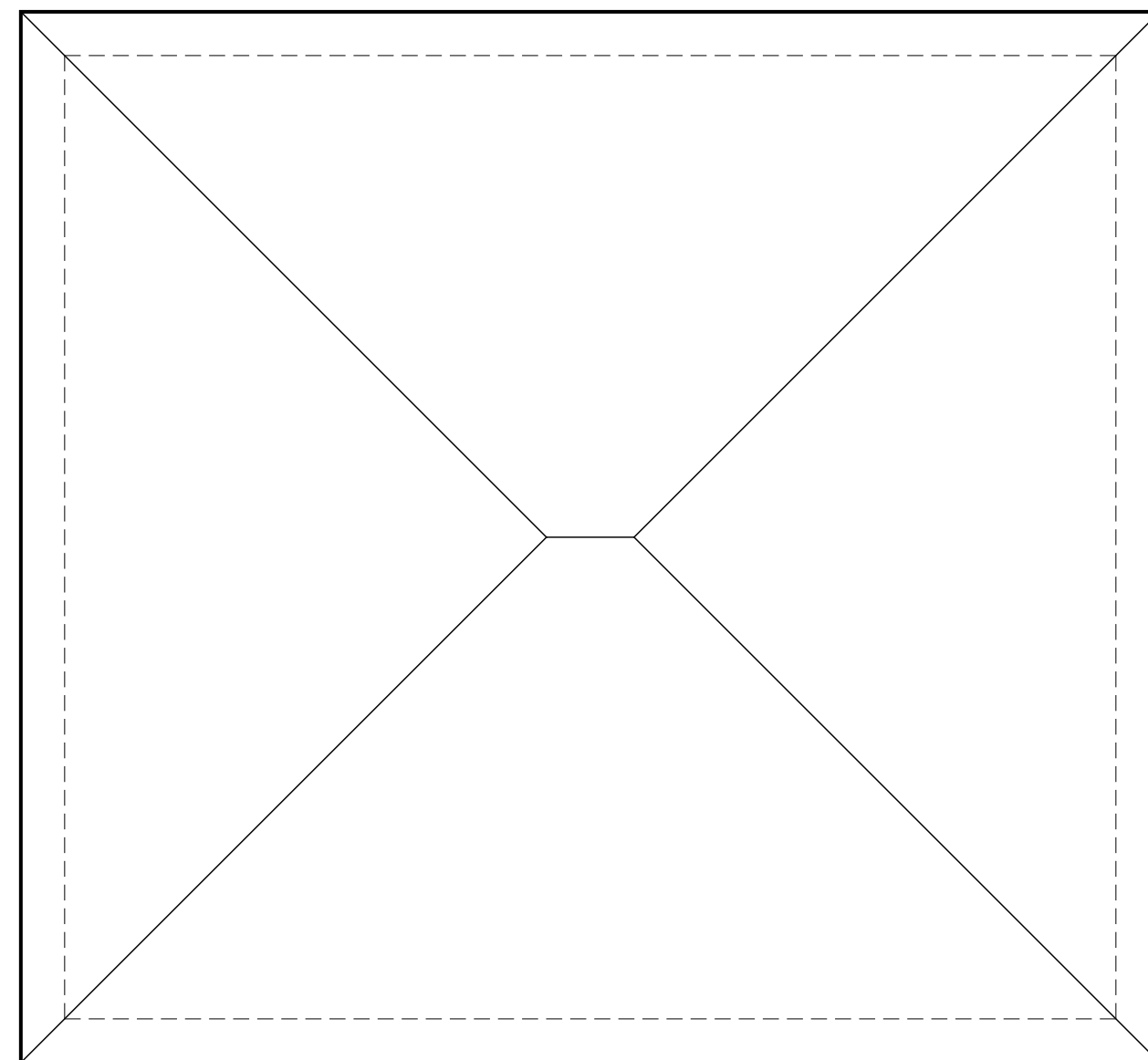
**AP ATTARDO PONDELIS ARCHITECTURE**  
 81 Bridge Street  
 Suite 402  
 Yarmouth, Maine 04096  
 (207) 846-2042

**May Residence  
 The Philip J. Deering House**  
 100 Vaughan Street  
 Portland, Maine

**Proposed Second Floor Plan**  
 Scale: 1/4"=1'-0" Drawn by: PCA  
 Date: 6.15.16  
 Revisions:

**PERMIT SET  
 6.15.16  
 A-1.2**





**LEGEND**

	Fire partition w/ 1-hr fire resistance rating (existing wall)
	Fire partition w/ 1-hr fire resistance rating (new wall)
	New wall
	Existing wall
	Existing door to remain
	Existing door (E100) to be reused in new door location
	New door
	Existing window to remain
	New window

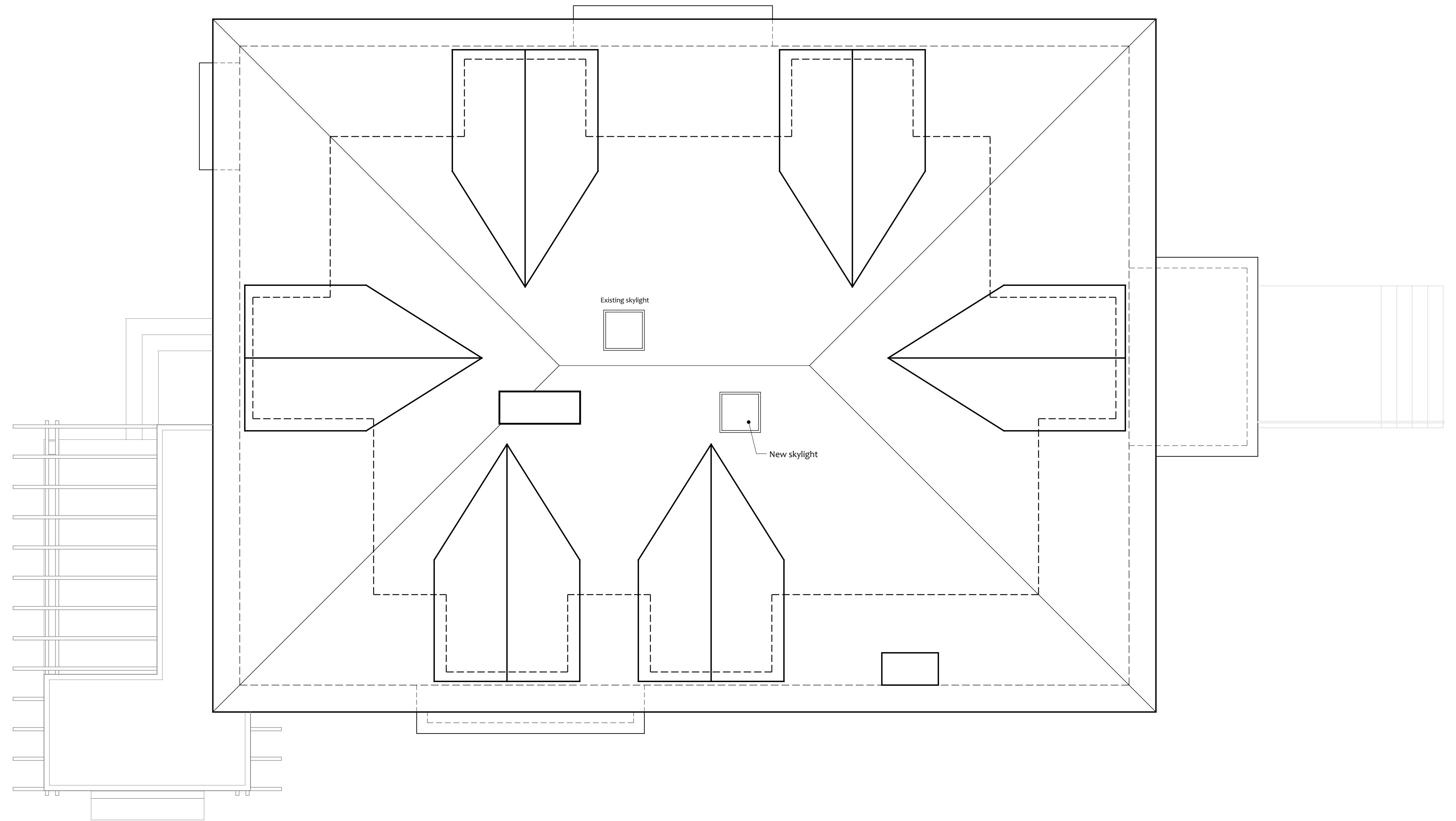
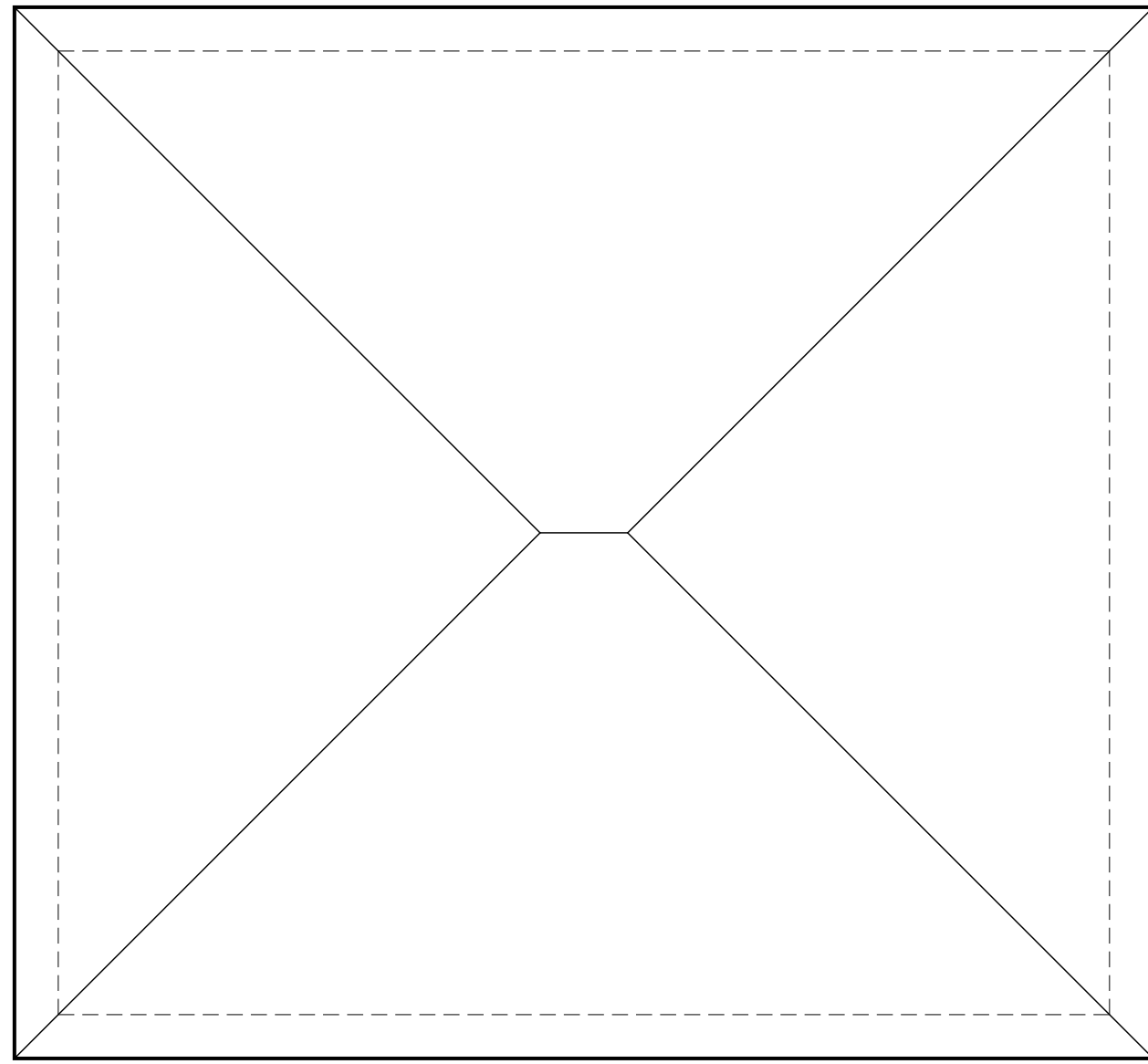
**AP ATTARDO PONDELIS ARCHITECTURE**  
 81 Bridge Street  
 Suite 402  
 Yarmouth, Maine 04096  
 (207) 846-2042

**May Residence  
 The Philip J. Deering House**  
 100 Vaughan Street  
 Portland, Maine

**Proposed Third Floor Plan**  
 Scale: 1/4"=1'-0" Drawn by: PCA  
 Date: 6.15.16  
 Revisions:

**PERMIT SET  
 6.15.16  
 A-1.3**



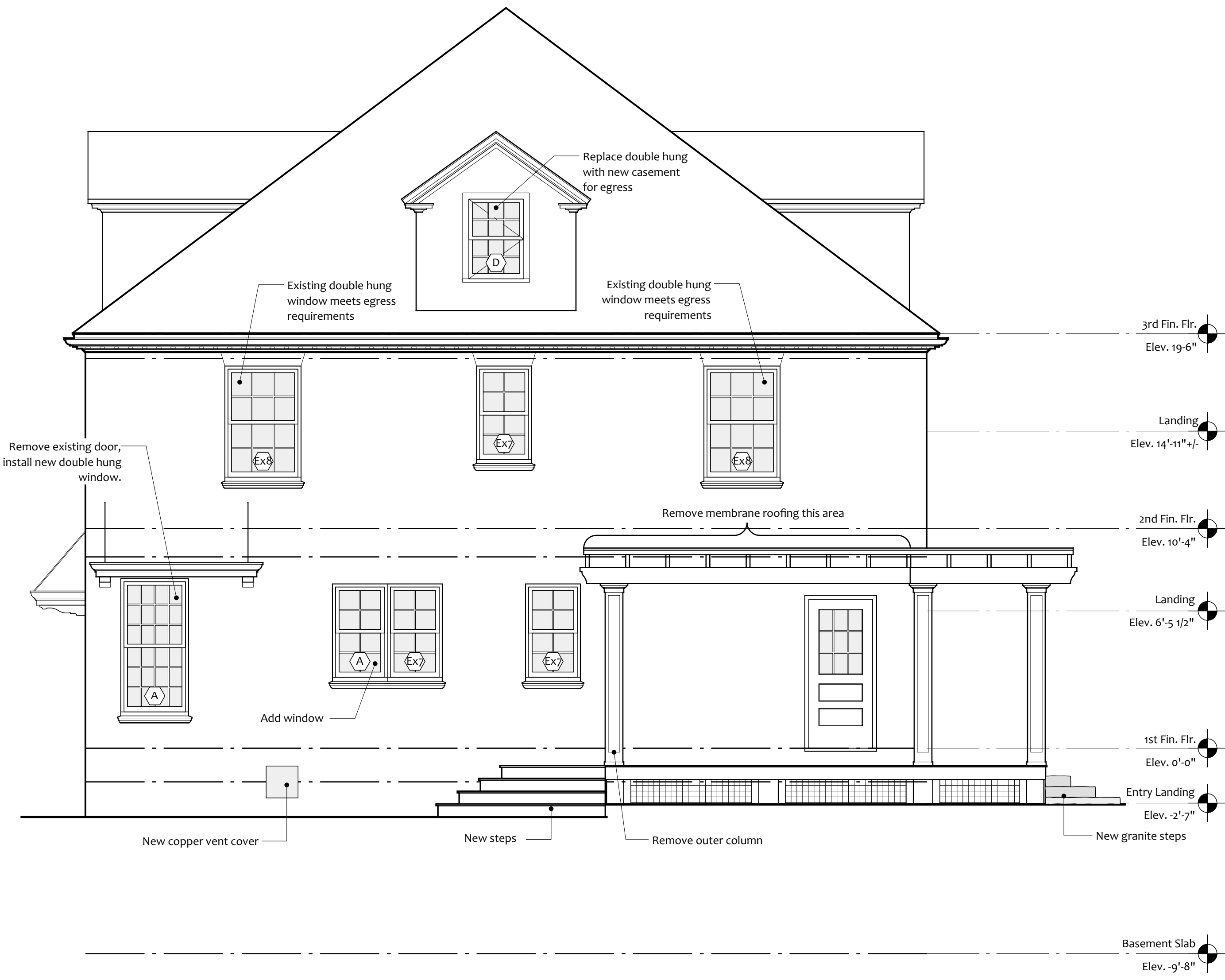




2 South Elevation



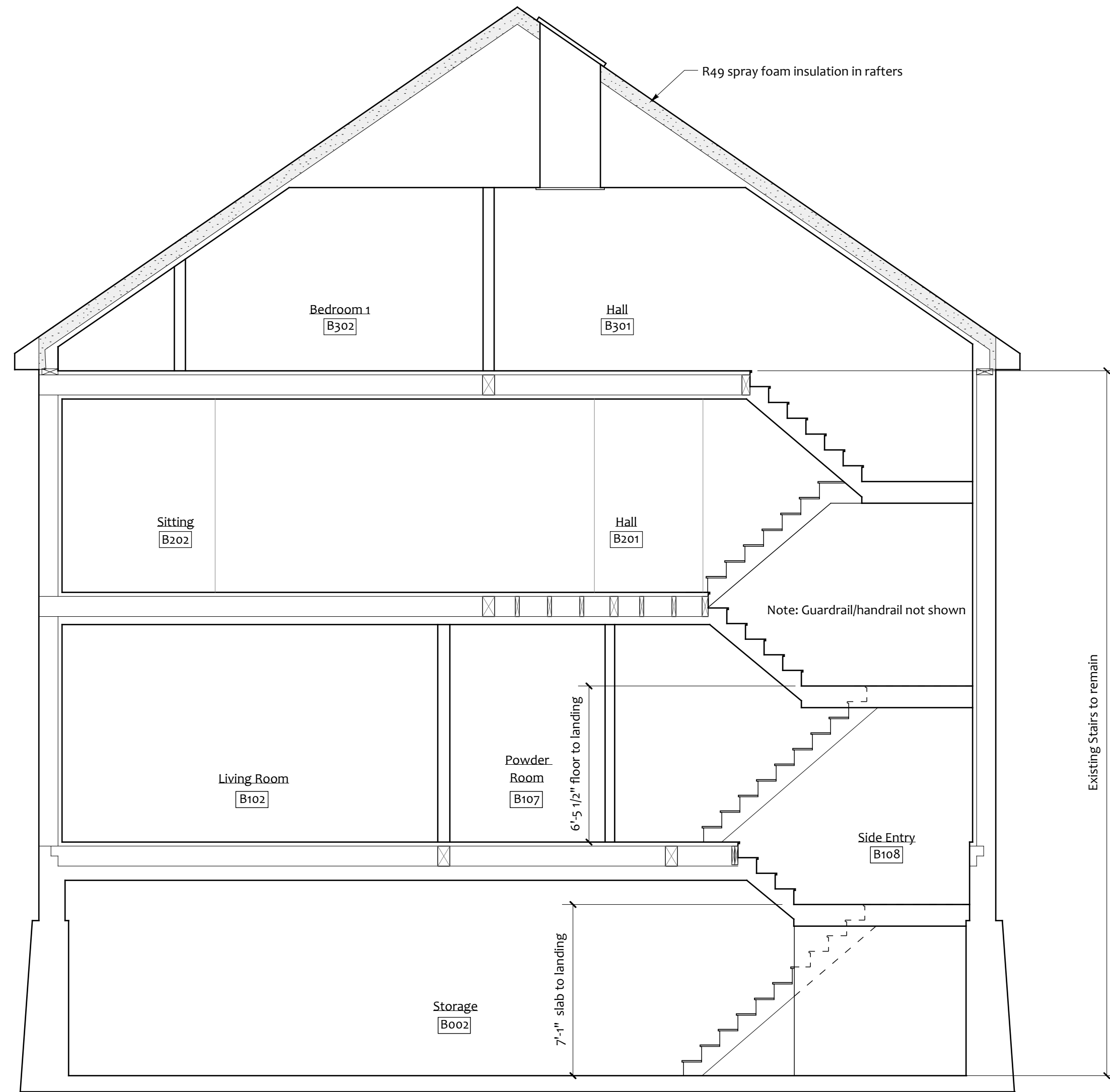
1 East Elevation



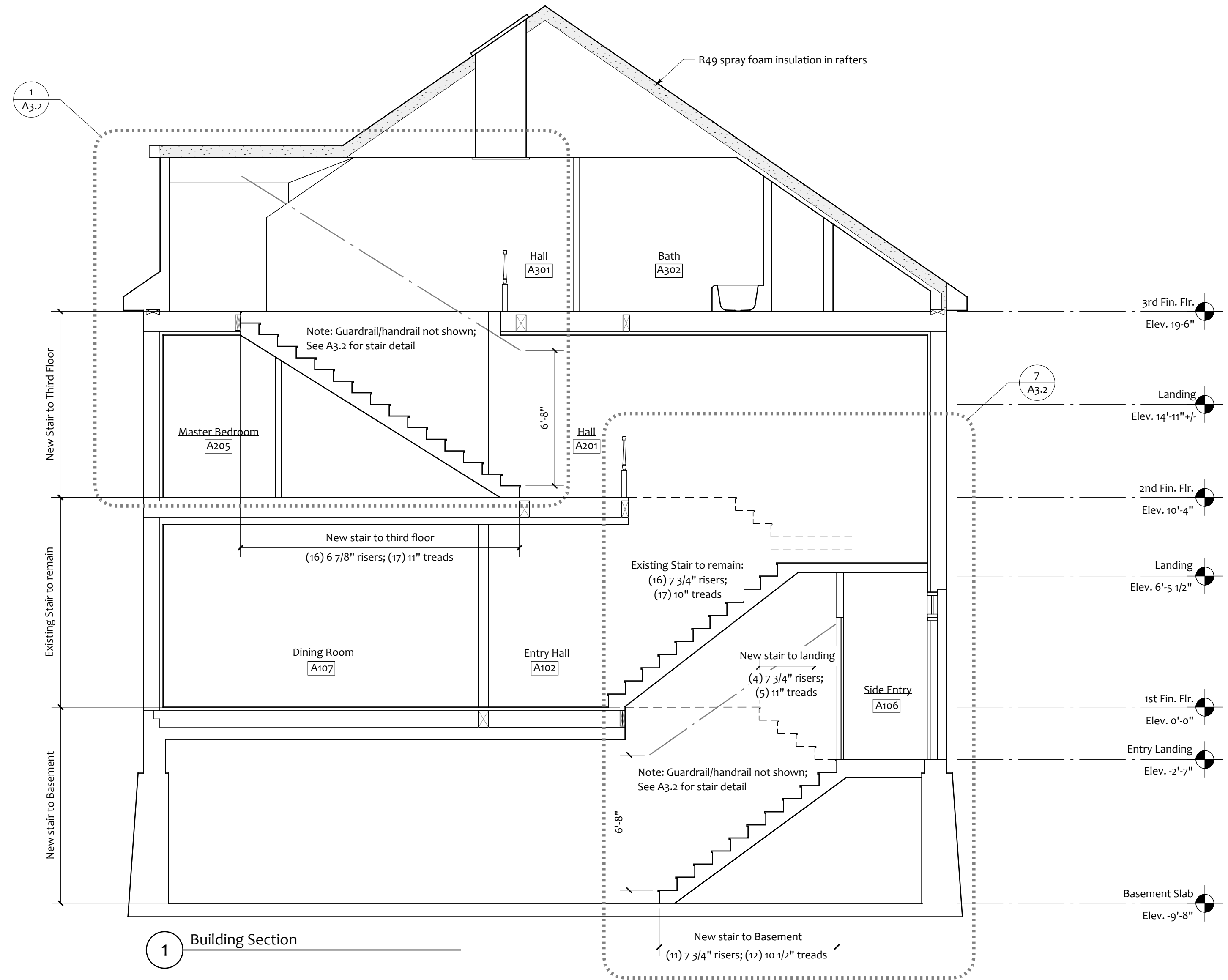
2 West Elevation



1 North Elevation

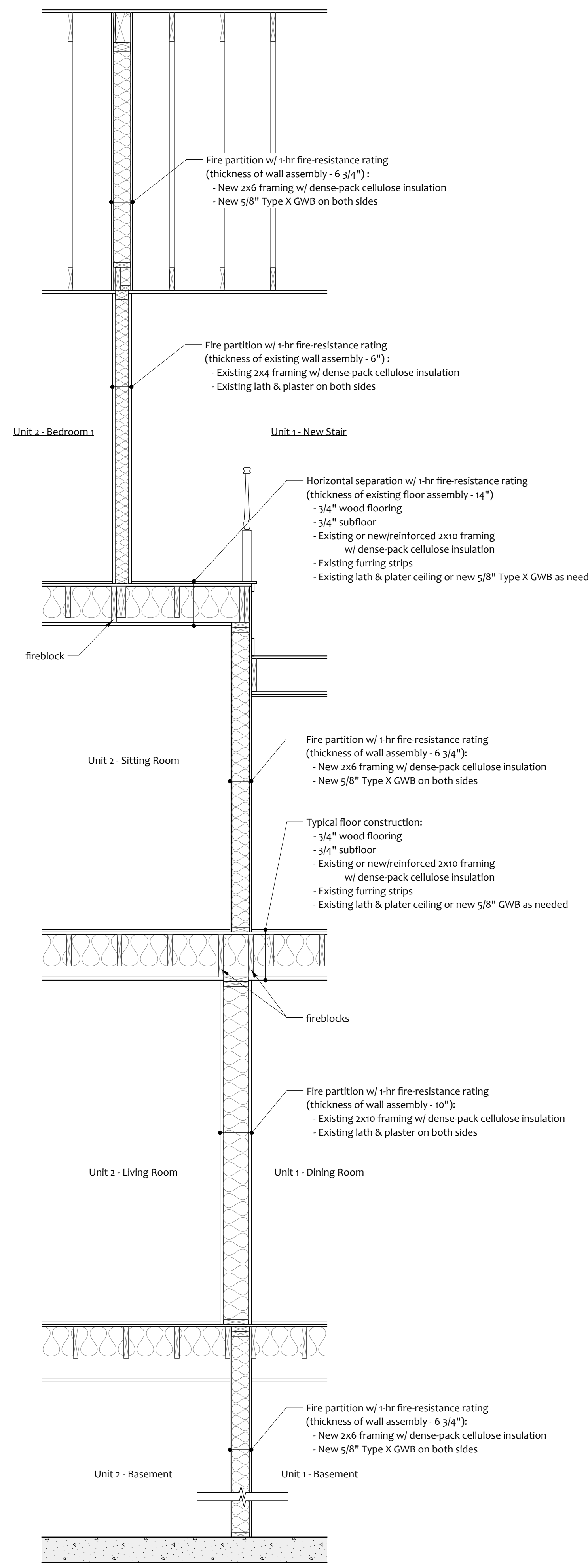


2 Building Section

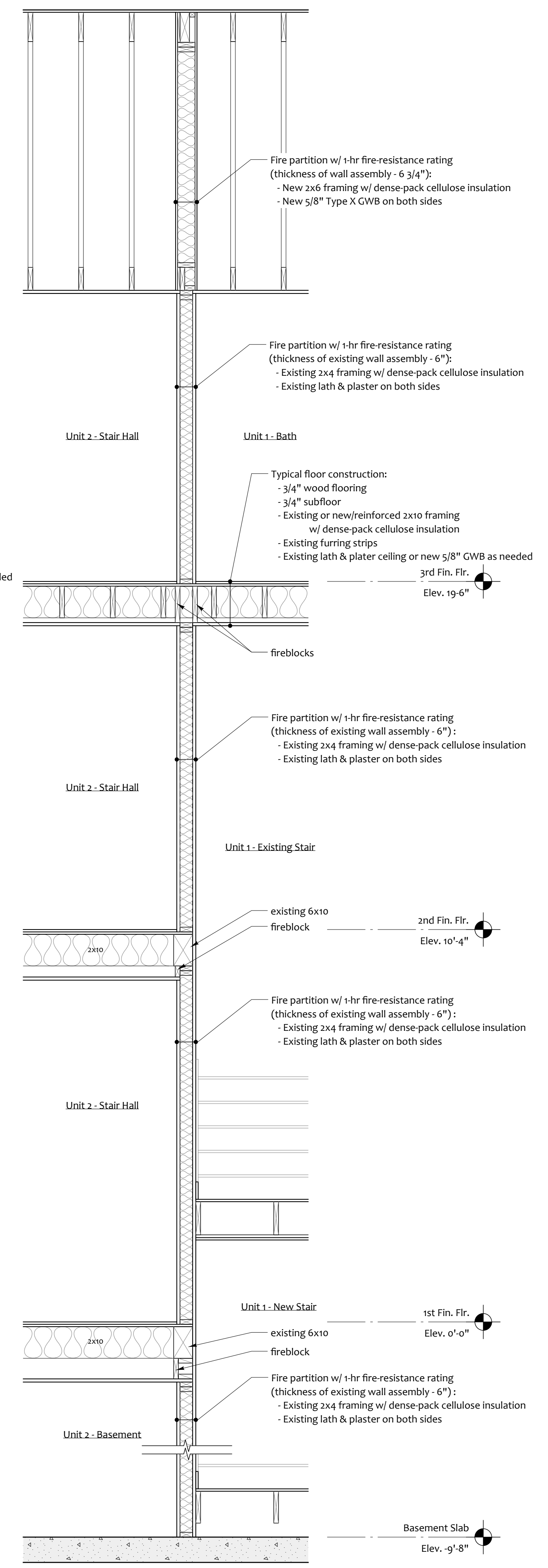


1 Building Section

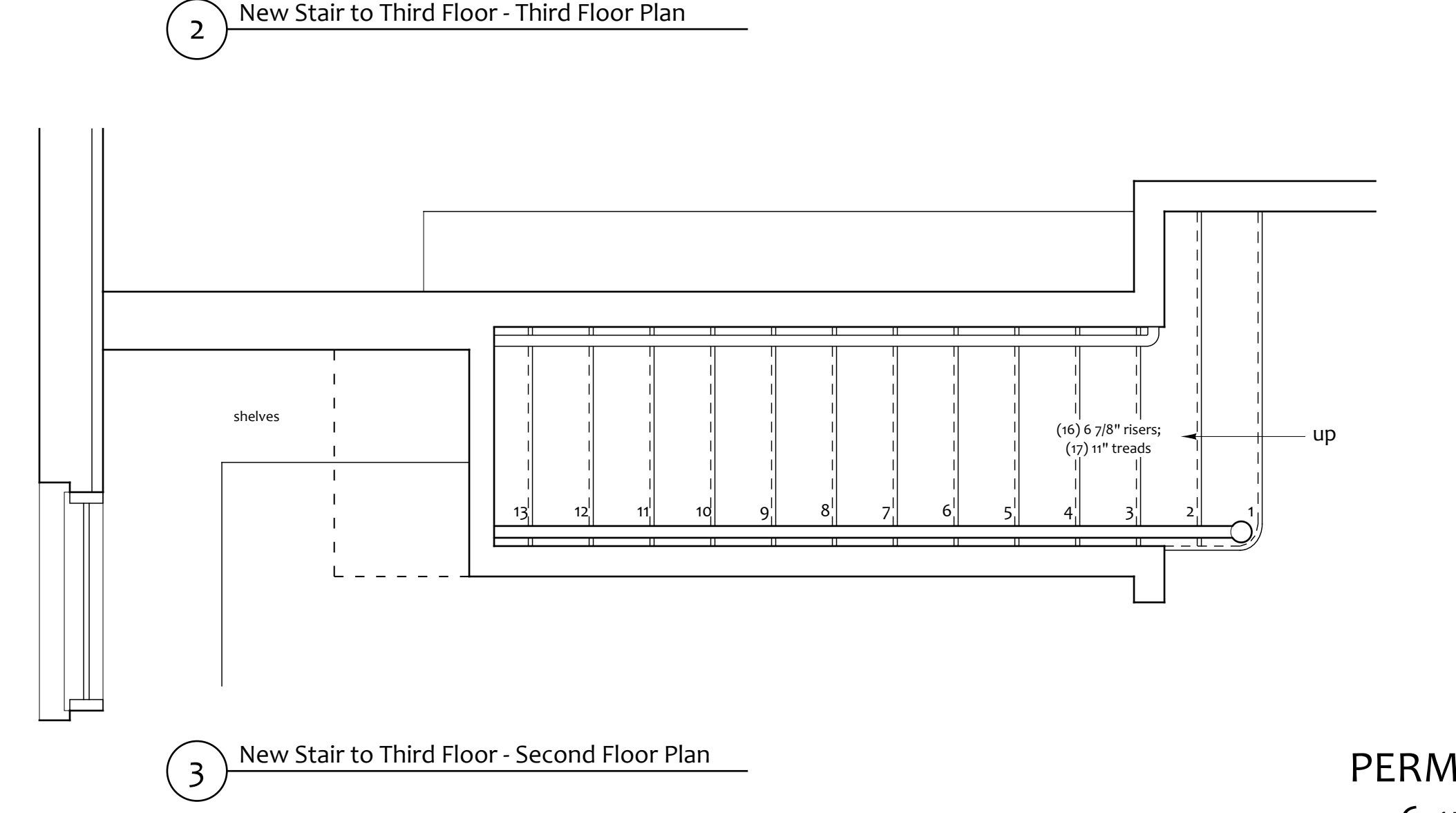
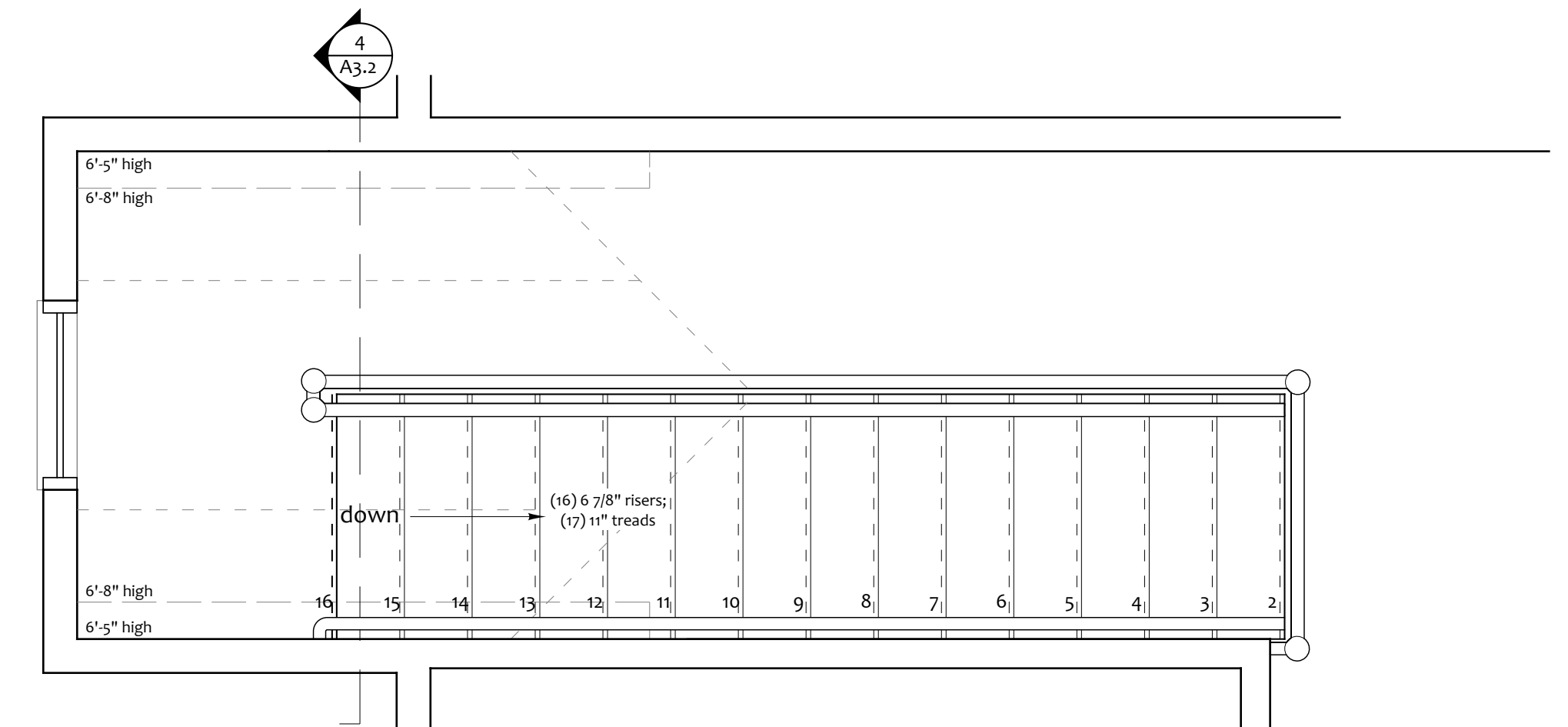
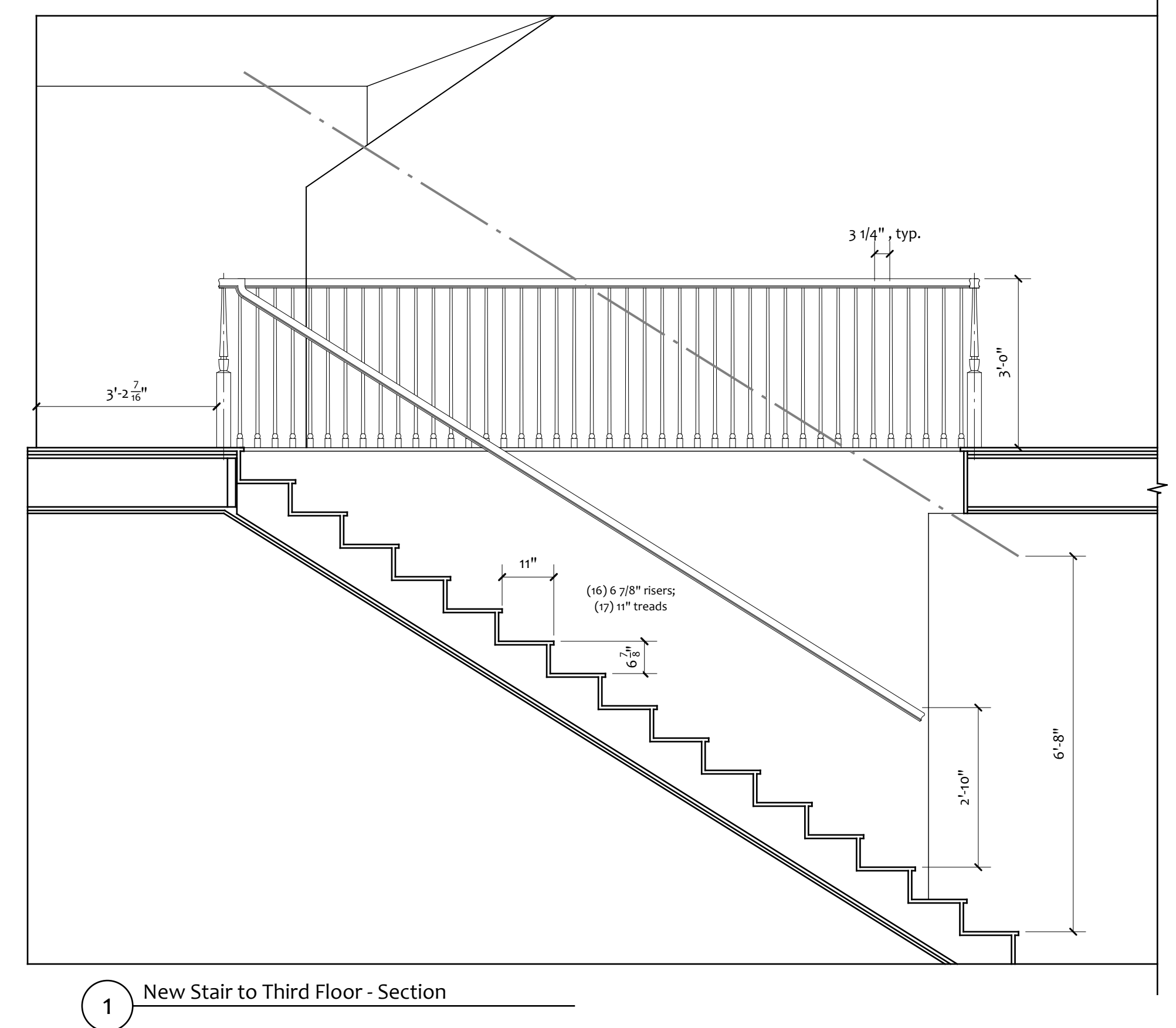
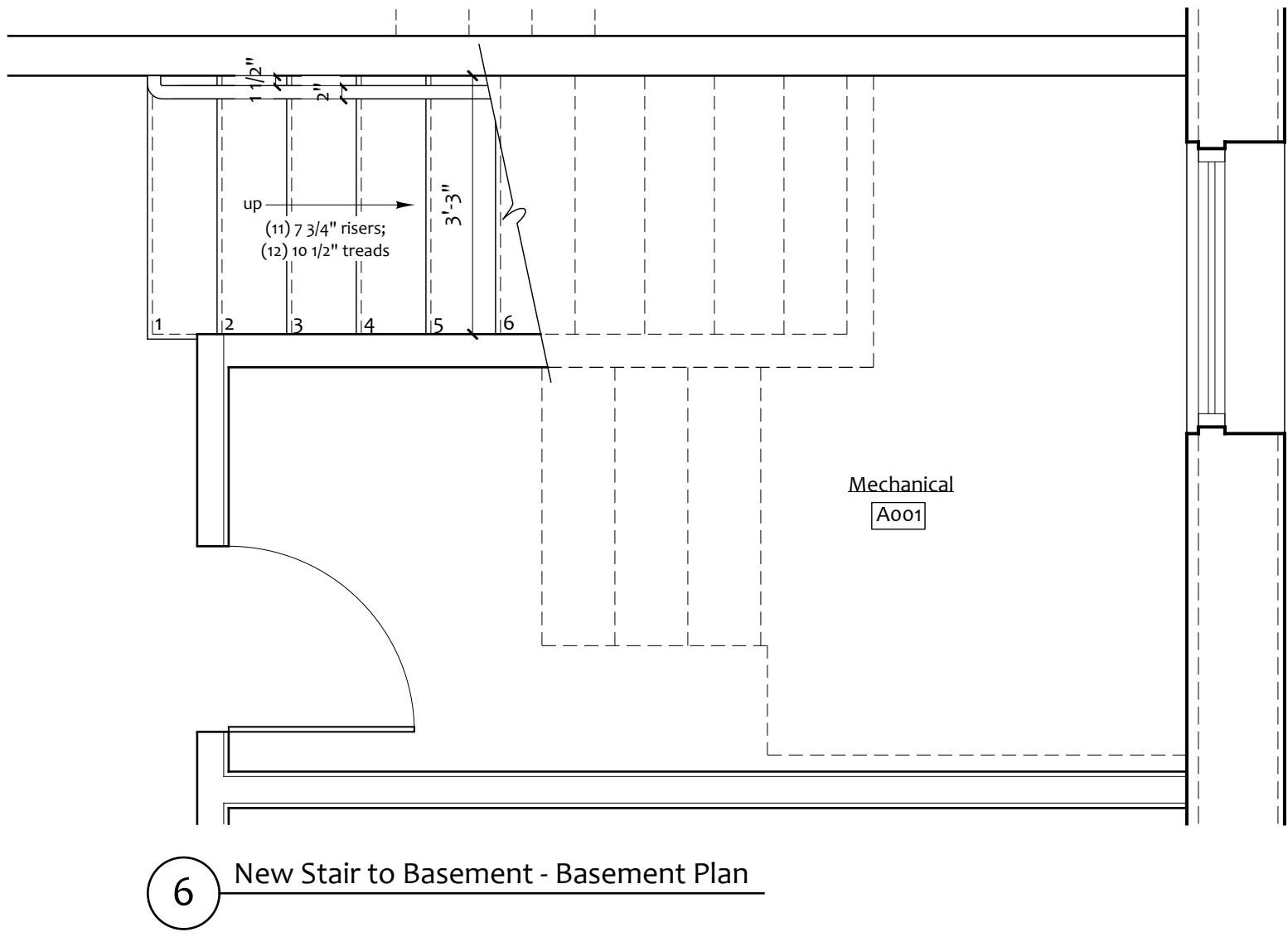
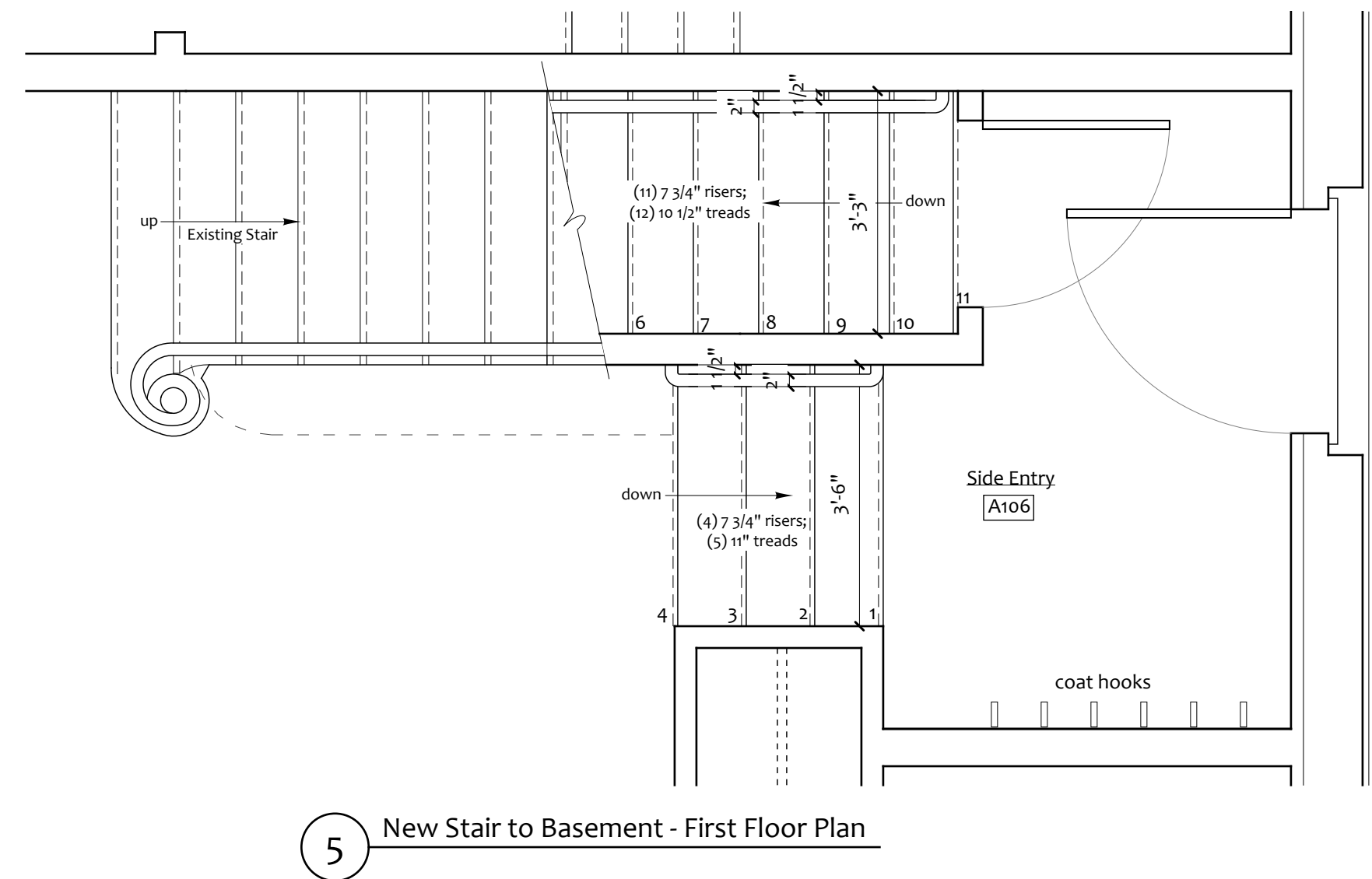
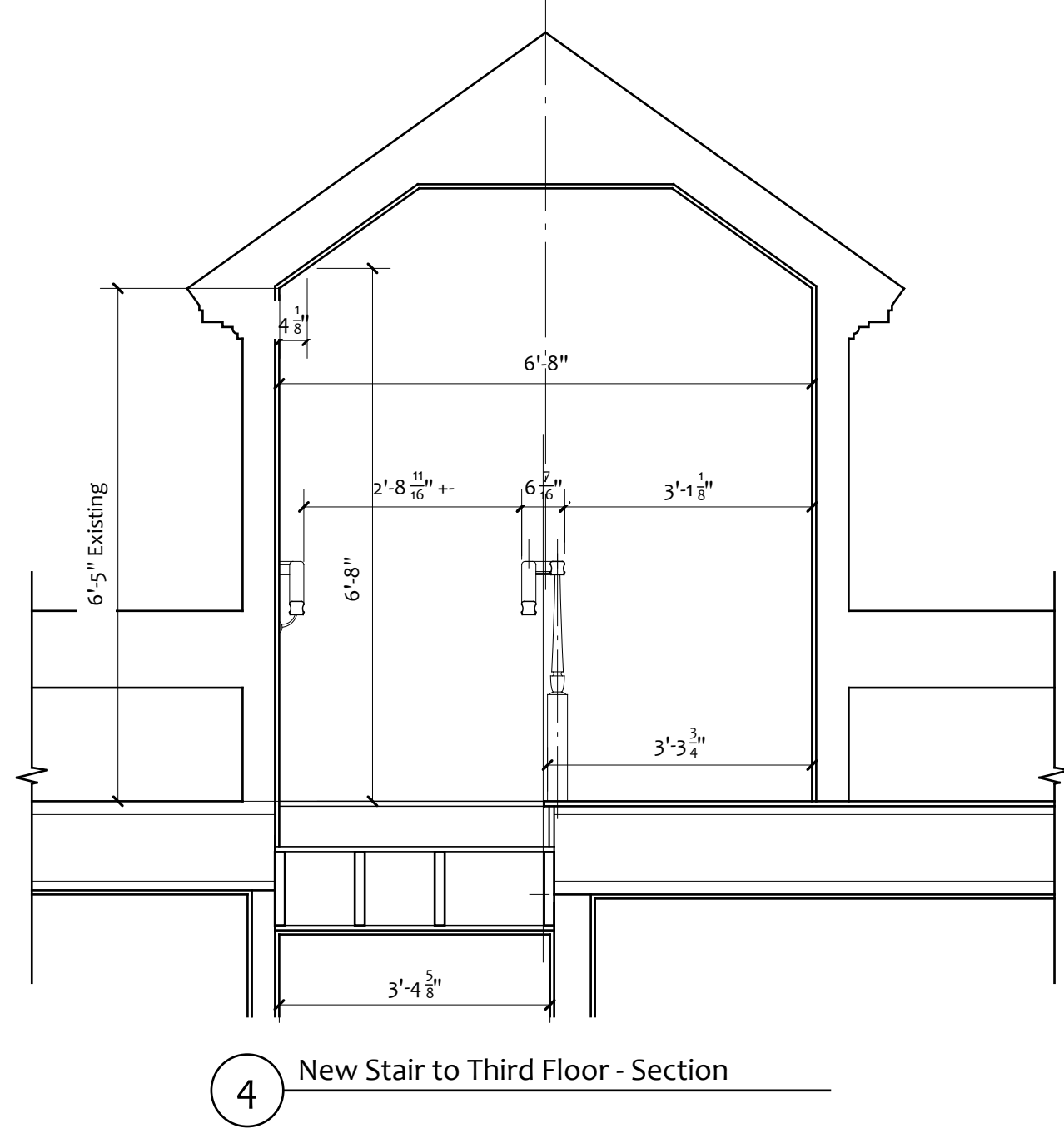
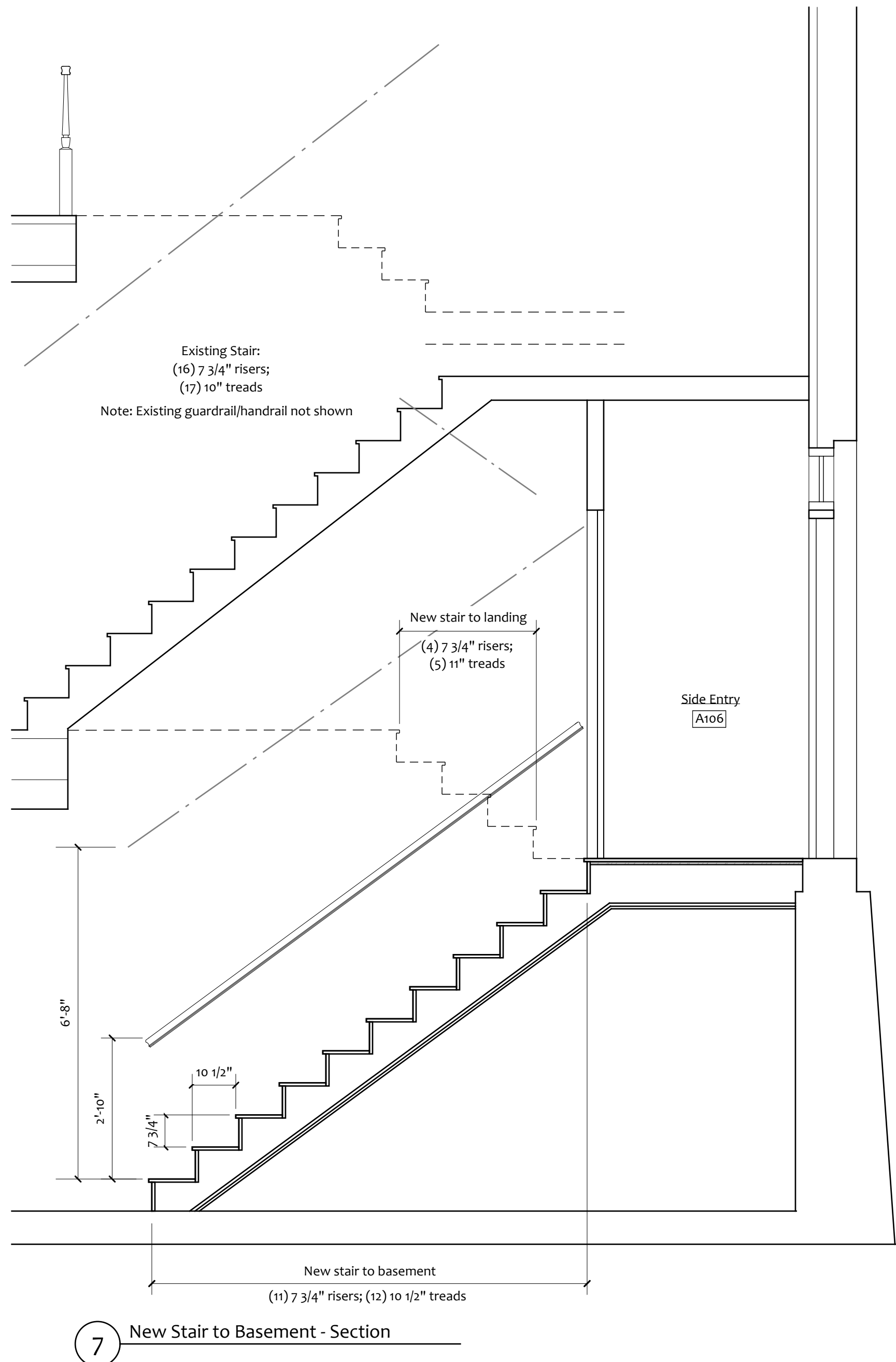




2 Wall Section



1 Wall Section





EXISTING DOOR SCHEDULE							
Door	Description	Size (W x H)	Manufacturer/Model	Material	Finish	Thickness	Notes
E001	Pine	2'-4" x	Existing	Wood			
E002	Pine	2'-10" x	Existing	Wood			
E003	Pine	2'-8" x	Existing	Wood	Painted		
E004	Pine	1'-8" x	Existing	Wood	Painted		
E005	5-panel	2'-8" x	Existing	Wood	Painted		
E101	Entry, 3/4-lite	3'-6" x 7'-0"	Existing	Wood	Painted		
E102	Entry, 3/4-lite	3'-0" x 6'-10"	Existing	Wood	Painted		
E103	Entry, full-lite, pair	5'-0" x 7'-0"	Existing	Wood	Painted		
E104	Entry, half-lite	3'-0" x 7'-0"	Existing	Wood	Painted		
E105	Full-lite	3'-6" x 7'-0"	Existing	Wood	Painted		
E106							
E107	5-panel	2'-8" x 6'-4"	Existing	Wood	Painted		
E108	5-panel	2'-8" x 6'-10"	Existing	Wood	Painted		
E109	5-panel	2'-6" x 6'-8"	Existing	Wood	Painted		
E110	5-panel	2'-8" x 6'-10"	Existing	Wood	Painted		
E111	5-panel	2'-8" x 6'-10"	Existing	Wood	Painted		
E112	5-panel	2'-8" x 6'-10"	Existing	Wood	Painted		
E113	5-panel, pair, pocket	6'-0" x 6'-10"	Existing	Wood	Painted		
E114	5-panel	3'-0" x 6'-10"	Existing	Wood	Painted		
E115	Entry, half-lite	3'-0" x 7'-0"	Existing	Wood	Painted		
E116	Overhead door	18'-0" x 7'-0"	Existing	Wood	Painted		
E201	5-panel	2'-8" x 6'-8"	Existing	Wood	Painted		
E202	5-panel	2'-6" x 6'-8"	Existing	Wood	Painted		
E203	5-panel	2'-6" x 6'-8"	Existing	Wood	Painted		
E204	5-panel	2'-8" x 6'-8"	Existing	Wood	Painted		
E205	5-panel	2'-8" x 6'-8"	Existing	Wood	Painted		
E206	5-panel	2'-6" x 6'-8"	Existing	Wood	Painted		
E207	5-panel	2'-6" x 6'-8"	Existing	Wood	Painted		
E208	5-panel	2'-8" x 6'-8"	Existing	Wood	Painted		
E209	5-panel	2'-8" x 6'-8"	Existing	Wood	Painted		
E210	5-panel	2'-7" x 6'-8"	Existing	Wood	Painted		
E211	5-panel	2'-5" x 6'-8"	Existing	Wood	Painted		
E212	5-panel	2'-8" x 6'-8"	Existing	Wood	Painted		
E213	5-panel	2'-6" x 6'-8"	Existing	Wood	Painted		
E214	5-panel	2'-6" x 6'-8"	Existing	Wood	Painted		
E215	5-panel	2'-8" x 6'-8"	Existing	Wood	Painted		
E216	5-panel	2'-8" x 6'-8"	Existing	Wood	Painted		
E217	5-panel	2'-8" x 6'-8"	Existing	Wood	Painted		
E218	5-panel	1'-10" x 6'-8"	Existing	Wood			
E219	5-panel	2'-7" x 6'-8"	Existing	Wood	Painted		
E301	5-panel	2'-6" x 6'-8"	Existing	Wood			
E302	5-panel	1'-10" x 6'-8"	Existing	Wood			
E303	5-panel	2'-8" x 6'-8"	Existing	Wood			
E304	5-panel	2'-6" x 6'-0"	Existing	Wood			
E305	3-panel	2'-6" x 4'-0"	Existing	Wood			
E306	5-panel	2'-6" x 6'-8"	Existing	Wood	Painted		
E307	5-panel	2'-8" x 6'-8"	Existing	Wood			
E308	5-panel	2'-8" x 6'-8"	Existing	Wood			
E309	5-panel	2'-6" x 6'-8"	Existing	Wood	Painted		
E310	5-panel	2'-6" x	Existing	Wood			
E311	5-panel	2'-6" x 6'-8"	Existing	Wood			
E312	3-panel	2'-6" x 4'-0"	Existing	Wood			
E313	5-panel	2'-8" x 6'-8"	Existing	Wood			
E314	5-panel	2'-8" x 6'-8"	Existing	Wood			

PROPOSED DOOR SCHEDULE							
Door	Description	Size (W x H)	Manufacturer/Model	Material	Finish	Thickness	Notes
E002	Pine	2'-10" x	Existing	Wood			
E003	Pine	2'-8" x	Existing	Wood	Painted		
E004	Pine	1'-8" x	Existing	Wood	Painted		
E005	5-panel	2'-8" x	Existing	Wood	Painted		
001	Pine	2'-4" x	Existing	Wood			Reuse door E001
E101	Entry, 3/4-lite	3'-6" x 7'-0"	Existing	Wood	Painted		
E102	Entry, 3/4-lite	3'-0" x 6'-10"	Existing	Wood	Painted		
E104	Entry, half-lite	3'-0" x 7'-0"	Existing	Wood	Painted		
E105	Full-lite	3'-6" x 7'-0"	Existing	Wood	Painted		
E109	5-panel	2'-6" x 6'-8"	Existing	Wood	Painted		
E115	Entry, half-lite	3'-0" x 7'-0"	Existing	Wood	Painted		
E116	Overhead door	18'-0" x 7'-0"	Existing	Wood	Painted		
101	Entry, 3/4-lite	3'-0" x 6'-10"	TBD	Wood	Painted		Match door E102
102	5-panel	2'-6" x 6'-8"	TBD	Wood	Painted		Match existing 5-panel doors
103	5-panel, pair	4'-0" x 6'-8"	TBD	Wood	Painted		Match existing 5-panel doors
104	5-panel	2'-0" x 6'-8"	TBD	Wood	Painted		Match existing 5-panel doors
105	5-panel	2'-6" x 6'-10"	Existing	Wood	Painted		Reuse door E108
106	5-panel	2'-4" x 6'-8"	TBD	Wood	Painted		Match existing 5-panel doors
107	5-panel	2'-0" x 6'-8"	TBD	Wood	Painted		Match existing 5-panel doors
108	5-panel, pocket	3'-0" x 6'-10"	Existing	Wood	Painted		Reuse one of doors E113
109	5-panel, pair	4'-0" x 6'-8"	TBD	Wood	Painted		Match existing 5-panel doors
201	5-panel	2'-6" x 6'-8"	Existing	Wood	Painted		Reuse door E202
202	5-panel	1'-6" x 6'-8"	TBD	Wood	Painted		Match existing 5-panel doors
203	5-panel, pair	4'-0" x 6'-8"	TBD	Wood	Painted		Match existing 5-panel doors
204	5-panel	2'-8" x 6'-8"	Existing	Wood	Painted		Reuse door E201
205	5-panel	1'-6" x 6'-8"	TBD	Wood	Painted		Match existing 5-panel doors
206	5-panel, pair	4'-0" x 6'-8"	TBD	Wood	Painted		Match existing 5-panel doors
207	5-panel	2'-8" x 6'-8"	Existing	Wood	Painted		Reuse door E205
208	5-panel, pair	4'-0" x 6'-8"	TBD	Wood	Painted		Match existing 5-panel doors
209	5-panel, pair	4'-0" x 6'-8"	TBD	Wood	Painted		Match existing 5-panel doors
210	5-panel	2'-6" x 6'-8"	TBD	Wood	Painted		Match existing 5-panel doors
211	5-panel, pair	5'-0" x 6'-8"	TBD	Wood	Painted		Match existing 5-panel doors
212	5-panel, pocket	3'-8 1/2" x 6'-8"	TBD	Wood	Painted		Match existing 5-panel doors
213	5-panel, pair	3'-0" x 6'-8"	TBD	Wood	Painted		Match existing 5-panel doors
214	5-panel, pair	3'-6" x 6'-8"	TBD	Wood	Painted		Match existing 5-panel doors
215	5-panel	2'-8" x 6'-8"	Existing	Wood	Painted		Reuse door E209
216	5-panel	1'-6" x 6'-8"	TBD	Wood	Painted		Match existing 5-panel doors
217	5-panel, pair	4'-0" x 6'-8"	TBD	Wood	Painted		Match existing 5-panel doors
218	5-panel	2'-8" x 6'-8"	Existing	Wood	Painted		Reuse door E208
219	5-panel	2'-6" x 6'-8"	Existing	Wood	Painted		Reuse door E207
220	5-panel, pair	4'-0" x 6'-8"	TBD	Wood	Painted		Match existing 5-panel doors
E305	3-panel	2'-6" x 4'-0"	Existing	Wood	Painted		To be painted
E312	3-panel	2'-6" x 4'-0"	Existing	Wood	Painted		To be painted
301	5-panel	2'-6" x 6'-8"	Existing	Wood	Painted		Reuse door E301; to be painted
302	5-panel	2'-8" x 6'-8"	Existing	Wood	Painted		Reuse door E303; to be painted
303	5-panel	2'-6" x 6'-0"	TBD	Wood	Painted		Match existing 5-panel doors
304	5-panel, pair	5'-0" x 6'-8"	TBD	Wood	Painted		Match existing 5-panel doors
305	5-panel	2'-8" x 6'-8"	Existing	Wood	Painted		Reuse door E308; to be painted
306	5-panel, pair	4'-0" x 6'-8"	TBD	Wood	Painted		Match existing 5-panel doors
307	5-panel	2'-8" x 6'-8"	Existing	Wood	Painted		Reuse door E314; to be painted
308	5-panel, pair	4'-0" x 6'-8"	TBD	Wood	Painted		Match existing 5-panel doors
309	5-panel, pair	4'-0" x 6'-8"	TBD	Wood	Painted		Match existing 5-panel doors
310	5-panel	2'-8" x 6'-8"	Existing	Wood	Painted		Reuse door E307; to be painted
311	5-panel	2'-6" x 6'-8"	Existing	Wood	Painted		Reuse door E311; to be painted
312	5-panel, pair	3'-0" x 6'-8"	TBD	Wood	Painted		Match existing 5-panel doors



81 Bridge Street  
Suite 402  
Yarmouth, Maine 04096  
(207) 846-2042

May Residence  
The Philip J. Deering House

100 Vaughan Street  
Portland, Maine

Existing and Proposed Door Schedules

Scale: NTS  
Date: 6.15.16  
Revisions:  
Drawn by: PCA

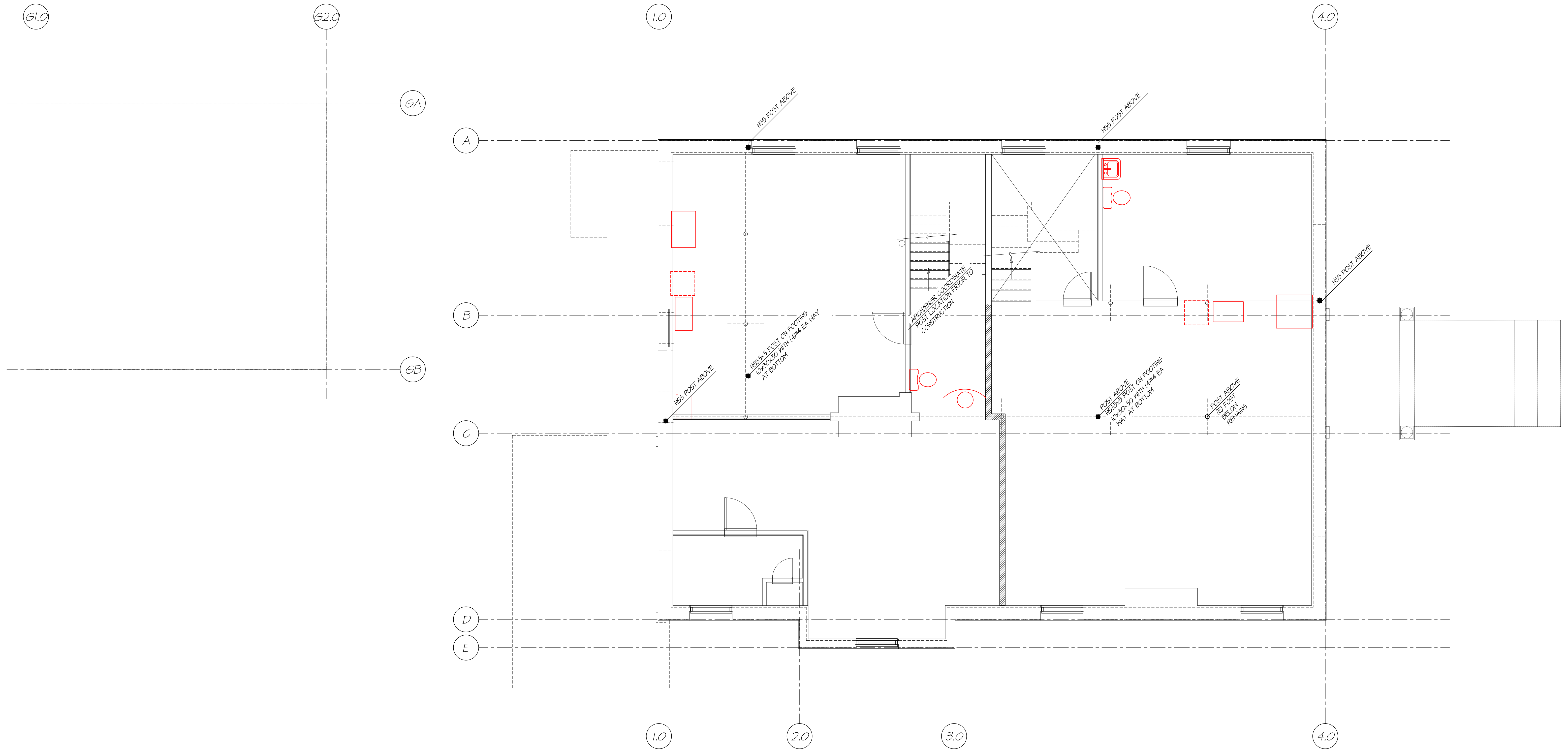
PERMIT SET  
6.15.16

A-4.0

ROOM FINISH SCHEDULE											
Room #	Room Name	Flooring	Walls				Ceiling	Baseboard	Doors & Trim	Windows & Trim	Other
			North	East	South	West					
A001	Mechanical / Stair	Existing Concrete	Stone Foundation	Type X GWB	Existing	Existing	Existing	Existing	Painted wood	Existing	
A002	Storage	Existing Concrete	Stone Foundation	Stone Foundation	Existing	Existing	Existing	Existing	Existing	Existing	
A003	Storage	Existing Concrete	Existing	Stone Foundation	Stone Foundation	Type X GWB	Existing	Existing	Existing	Existing	
A101	Entry	Existing	Existing	Existing	Existing	Existing	Existing	Existing	Existing	Existing	
A102	Entry Hall	Existing	N/A	Existing	Existing	Type X GWB	Existing	Existing	Existing	Existing	
A103	Kitchen	Existing	GWB / Existing	Existing	Existing	GWB / Existing	Existing	Painted wood	Painted wood	Painted wood	Granite countertop, painted millwork
A104	Pantry	Existing	Existing	Existing	GWB	GWB	Existing	Painted wood	Painted wood	N/A	Painted millwork
A105	Powder Room	Existing	Existing	GWB	GWB	Existing	Existing	Painted wood	Painted wood	N/A	Granite countertop, painted millwork
A106	Side Entry	Wood	GWB	Existing	GWB	Existing / GWB	GWB	Painted wood	Painted wood	N/A	
A107	Dining Room	Existing	Existing	N/A	Existing	Existing / Type X GWB	Existing	Painted wood	Existing	Existing	
A108	Living Room	Existing	Existing	Existing	Existing	N/A	Existing	Existing	Existing	Existing	
A201	Hall	Existing	Existing	Existing / GWB	Existing / GWB	Existing / Type X GWB	Existing	Painted wood	Painted wood	Existing	
A202	Guest Bath	Tile?	Existing	GWB	GWB	Existing	Existing	Painted wood	Painted wood	N/A	Granite countertop, painted millwork
A203	Guest Bedroom	Existing	Existing	Existing	GWB	GWB	Existing	Painted wood	Painted wood	Painted wood	
A204	Master Bath	Tile	GWB	Existing	Existing / GWB	GWB	Existing	Painted wood	Painted wood	Existing	Granite countertop, painted millwork, custom tiled shower
A205	Master Bedroom	Existing	Existing / GWB	Existing / GWB	Existing	GWB / Type X GWB	Existing	Painted wood	Painted wood	Painted wood	Painted millwork
A301	Hall	Existing	GWB / Type X GWB	GWB	Existing	Type X GWB	Existing	Painted wood	Painted wood	Existing	
A302	Bath	Tile	GWB	GWB	GWB	Existing / Type X GWB	Existing	Painted wood	Painted wood	N/A	Granite countertop, painted millwork
A303	Bedroom 1	Wood	Existing	GWB	GWB	GWB	Existing	Painted wood	Painted wood	Painted wood	
A304	Bedroom 2	Wood	GWB	Existing / GWB	Existing / GWB	GWB	Existing	Painted wood	Painted wood	Painted wood	
B001	Storage	Existing Concrete	Stone Foundation	Existing	Existing	Stone Foundation	Existing	Existing	Existing	Existing	
B002	Storage	Existing Concrete	Stone Foundation	Type X GWB	Stone Foundation	Stone Foundation	Existing	Existing	Existing	Existing	
B003	Storage	Existing Concrete	Existing	Existing	Stone Foundation	Stone Foundation	Existing	Existing	Existing	Existing	
B101	Entry	Existing	GWB	GWB	Existing	Existing	Existing	Painted wood	Painted wood	Existing	
B102	Living Room	Existing	Existing	Existing / Type X GWB	Existing	GWB	Existing	Painted wood	Painted wood	Existing	
B103	Bar	Existing	GWB	Existing / GWB	GWB	Existing	Existing	Painted wood	Painted wood	Existing	Granite countertop, painted millwork
B104	Pantry	Existing	GWB	GWB	Existing	GWB	Existing	Painted wood	Painted wood	N/A	Painted millwork
B105	Kitchen	Existing	Existing	N/A	GWB	Existing	Existing	Existing	N/A	Painted wood	Granite countertop, painted millwork
B106	Dining Room	Existing	Existing	Existing	GWB	N/A	Existing	Painted wood	Painted wood	Existing	
B107	Powder Room	Existing	GWB	Type X GWB	Existing	GWB	Existing	Painted wood	Painted wood	N/A	Granite countertop, painted millwork
B108	Side Entry	Existing	Existing	Existing	N/A	Existing	Existing	Existing	Painted wood	N/A	Painted millwork
B201	Hall	Existing	Existing	Existing / Type X GWB	GWB	Existing / GWB	Existing	Painted wood	Painted wood	Existing	
B202	Sitting	Existing	GWB	Type X GWB	Existing	GWB	Existing	Painted wood	Painted wood	Existing	Painted millwork
B203	Walk-in Closet	Existing	GWB	GWB	GWB	GWB	Existing	Painted wood	Painted wood	N/A	Painted millwork
B204	Master Bedroom	Existing	GWB	GWB	Existing	Existing	Existing	Painted wood	Painted wood	Painted wood	
B205	Master Bath	Tile	GWB	GWB	GWB	Existing	Existing	Painted wood	Painted wood	Existing	Granite countertop, painted millwork, custom tiled shower
B206	Guest Bedroom	Existing	Existing	Existing	GWB	Existing	Existing	Painted wood	Painted wood	Painted wood	
B207	Guest Bath	Tile	Existing	Existing	GWB	Existing	Existing	Painted wood	Painted wood	Existing	Granite countertop, painted millwork
B301	Hall	Existing	Existing	Existing / Type X GWB	GWB	GWB	Existing	Painted wood	Painted wood	N/A	
B302	Bedroom 1	Existing	Existing / GWB	Type X GWB	Existing	Existing	Existing	Painted wood	Painted wood	Painted wood	
B303	Bedroom 2	Existing	GWB	GWB	Existing / GWB	Existing	Existing	Painted wood	Painted wood	Painted wood	
B304	Bath	Tile	Existing / GWB	Existing / GWB	GWB	Existing	Existing	Painted wood	Painted wood	Existing	Granite countertop, painted millwork


WINDOW SCHEDULE				
Window	Description	Frame Size (W x H)	Manufacturer/Model	Note
A	Double Hung	2'-10 3/4" x 6'-1 1/2"	Green Mountain Window Co. / Custom	To match existing window Ex1; Contractor to verify size
B	Double Hung	2'-3 1/2" x 4'-3"	Green Mountain Window Co. / Custom	To match existing window Ex7; Contractor to verify size
C	Casement w/ check rail to simulate Double Hung	2'-6 3/4" x 3'-9"	Green Mountain Window Co. / Custom	To match existing window Ex11; Contractor to verify size; meets egress requirements

PLUMBING SCHEDULE					
Fixture #	Room	Type	Description	Manufacturer/Model	Notes
P1	Kitchen (A103)	Sink			
P2	Powder Room (A105)	Lavatory			
P3	Powder Room (A105)	Toilet			
P4	Guest Bath (A202)	Lavatory			
P5	Guest Bath (A202)	Toilet			
P6	Guest Bath (A202)	Tub/shower			
P7	Master Bath (A204)	Lavatory			
P8	Master Bath (A204)	Toilet			
P9	Master Bath (A204)	Shower			
P10	Bath (A302)	Lavatory			
P11	Bath (A302)	Toilet			
P12	Bath (A302)	Tub/shower			
P13	Bar (B103)	Bar sink			
P14	Kitchen (B105)	Sink			
P15	Powder Room (B107)	Lavatory			
P16	Powder Room (B107)	Toilet			
P17	Master Bath (B205)	Lavatory			
P18	Master Bath (B205)	Lavatory			
P19	Master Bath (B205)	Toilet			
P20	Master Bath (B205)	Shower			
P21	Guest Bath (B207)	Lavatory			
P22	Guest Bath (B207)	Toilet			
P23	Guest Bath (B207)	Tub/shower			
P24	Bath (B304)	Lavatory			
P25	Bath (B304)	Toilet			
P26	Bath (B304)	Tub/shower			




FIRST FLOOR FRAMING /  
FOUNDATION PLAN  
1/4" = 1'-0"

01  
S-1.1



ISSUED FOR PERMIT

S-1.1

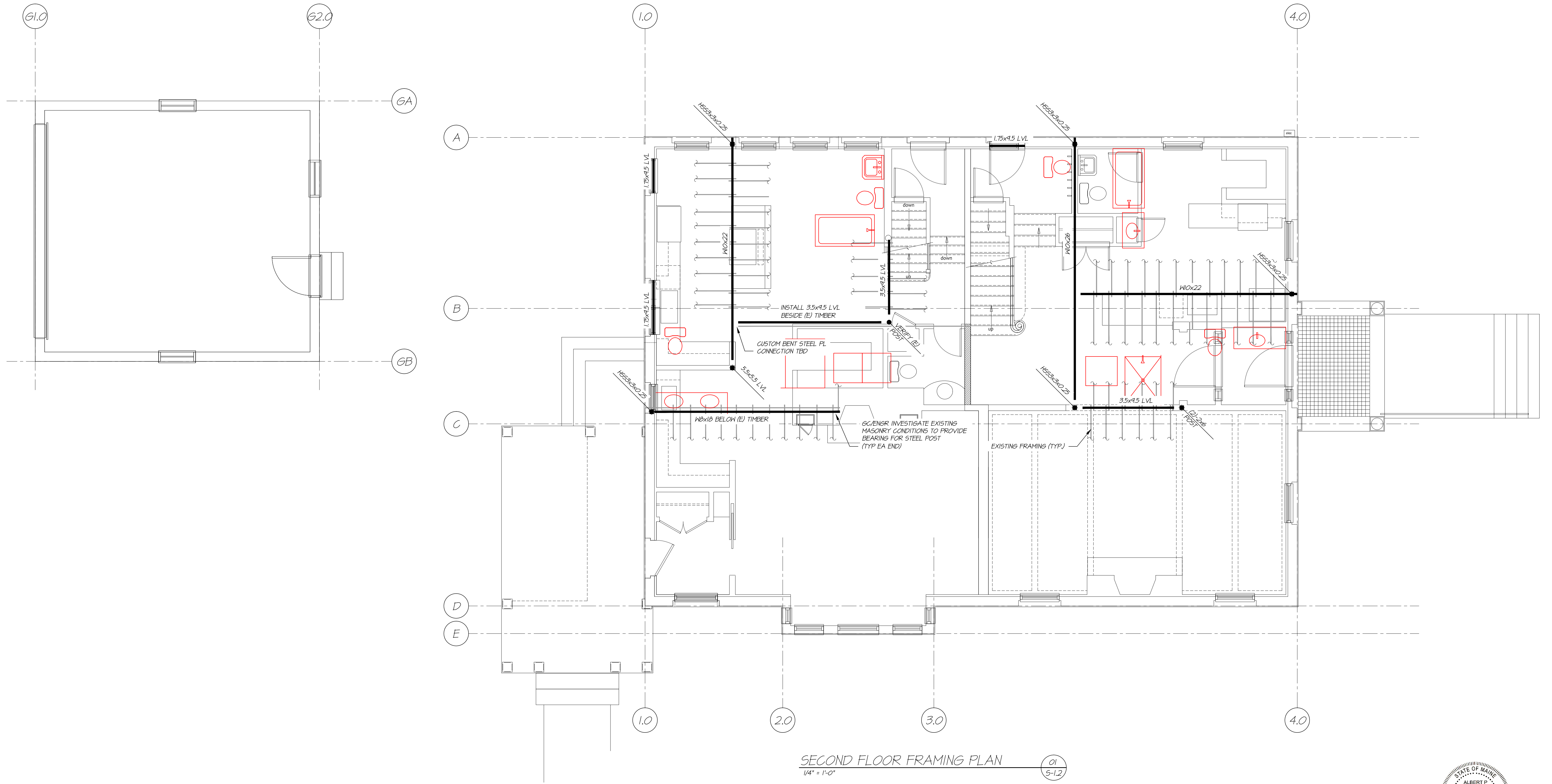


81 Bridge Street  
Suite 402  
Yarmouth, Maine 04096  
(207) 846-2042


May Residence  
The Philip J. Deering House  
100 Vaughan Street  
Portland, Maine

First Floor Framing Plan  
Scale: 1/4"=1'-0" Drawn by: JH/AP  
Date: June 15, 2016  
Revisions:





SECOND FLOOR FRAMING PLAN  
 1/4" = 1'-0" 01/5-12



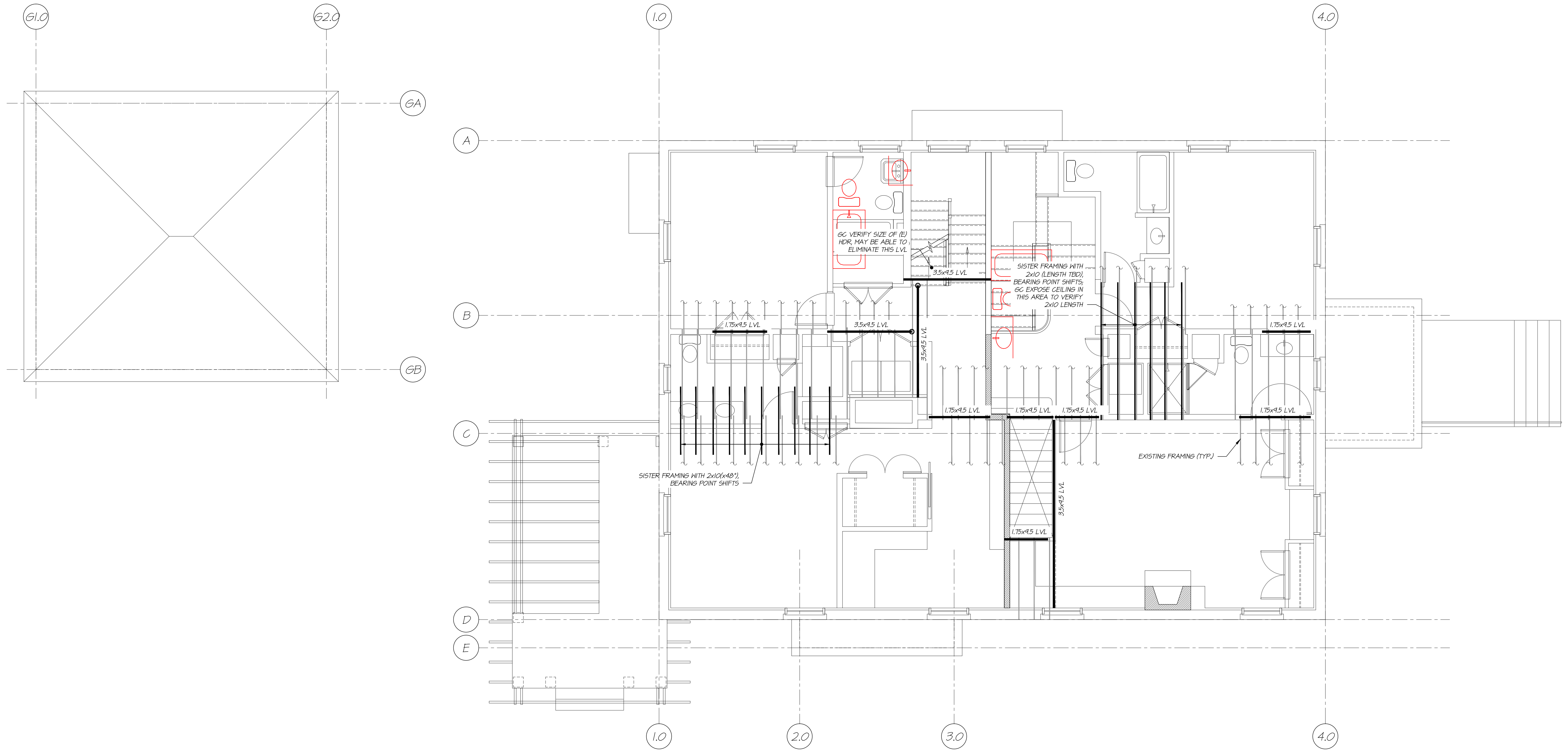
ISSUED FOR PERMIT

S-1.2


81 Bridge Street  
 Suite 402  
 Yarmouth, Maine 04096  
 (207) 846-2042

May Residence  
 The Philip J. Deering House  
 100 Vaughan Street  
 Portland, Maine

Second Floor Framing Plan  
 Scale: 1/4"=1'-0" Drawn by: JH/AP  
 Date: June 15, 2016  
 Revisions:




THIRD FLOOR FRAMING PLAN  
 1/4" = 1'-0" 01  
 5-13



ISSUED FOR PERMIT

S-1.3



81 Bridge Street  
 Suite 402  
 Yarmouth, Maine 04096  
 (207) 846-2042

May Residence  
 The Philip J. Deering House  
 100 Vaughan Street  
 Portland, Maine

Third Floor Framing Plan  
 Scale: 1/4"=1'-0" Drawn by: JH/AP  
 Date: June 15, 2016  
 Revisions: