

Rufus Deering Co
 383 Commercial Street
 Portland, ME 04104
 Phone: (207) 772-6505



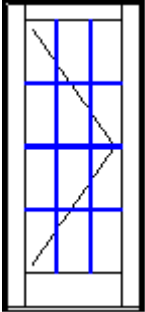
QUOTE BY: scook
SOLD TO: Trademark


QUOTE #: J11500018
SHIP TO:

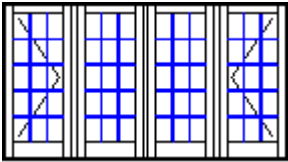
PROJECT NAME: 199 Western Prom


PO#:

REFERENCE:

LINE NO.	LOCATION SIZE INFO	BOOK CODE DESCRIPTION	UNIT PRICE	QTY	EXTENDED PRICE
Line-1	Rough Opening: 36 3/4 X 80	SCHD-3068 Frame Size : 36 X 79 1/2 (1 Panel) Siteline EX Clad Single-Swing Door (BRILLIANT-WHITE) Auralast Pine, Natural-Interior W/Nailing Fin Color Match Metal DripCap, Standard Sill 6 9/16 Jamb , TEMP-Low-E Argon Filled, 7/8-Putty-SDL w/Perm Wood W/Light-Bronze-Shadow Bar) / Brilliant-White-SDL) 3W 4H) Inswing T-1 Brush-Chrome-Handle-(A) NEW Multi-Point(03) Brush-Chrome-Hinge(Standard) (12"-BTM-Rail) (Drip-Lip:Brown) U-Factor: 0.31, SHGC: 0.20, VLT: 0.37, Energy Rating: 12.00, CPD: JEL-N-585-05671 -00001 <small>PEV 2013.1.1.651/PDV 5.767 (02/12/13) NW</small>			
					
	Viewed from Exterior. Scale: 1/4" = 1'				
			\$1,346.66	1	\$1,346.66

Line-2	Rough Opening: 36 3/4 X 16 3/4	Siteline EX Clad 400 Series Door Transom (Overall Frame Size 36 X 16) (1 Panel) (BRILLIANT-WHITE) Auralast Pine, Natural-Interior W/Nailing Fin Color Match Metal DripCap, 6 9/16 Jamb Low-E Argon Filled, 7/8-Putty-SDL w/Perm Wood W/Light-Bronze-Shadow Bar) / Brilliant-White-SDL) 3W 1H) U-Factor: 0.30, SHGC: 0.23, VLT: 0.43, Energy Rating: 16.00, CPD: JEL-N-582-05010 -00001 <small>PEV 2013.1.1.651/PDV 5.767 (02/12/13) NW</small>			
					
	Viewed from Exterior. Scale: 1/2" = 1'				
			\$297.38	1	\$297.38

LINE NO.	LOCATION SIZE INFO	BOOK CODE DESCRIPTION	UNIT PRICE	QTY	EXTENDED PRICE
Line-3	Rough Opening: 144 3/4 X 80	SCHD-12068 Frame Size : 144 X 79 1/2 (4 Panel) Siteline EX Clad Single-Swing Door (BRILLIANT-WHITE) Auralast Pine, Natural-Interior W/Nailing Fin Color Match Metal DripCap, *Adjustable-Sill* 6 9/16 Jamb , TEMP-Low-E Argon Filled, 7/8-Putty-SDL w/Perm Wood W/Light-Bronze-Shadow Bar) / Brilliant-White-SDL) 3W 5H) Inswing T-23 Brush-Chrome-Handle-(A) NEW Multi-Point(03) Brush-Chrome-Hinge(Standard) *Swing-Screen Prep-For-Standard-Screen-Handle Brilliant-White * (BetterVue Mesh) (12"-BTM-Rail) (Drip-Lip:Brown) U-Factor: 0.31, SHGC: 0.20, VLT: 0.37, Energy Rating: 12.00, CPD: JEL-N-585-05671 -00001 PEV 2013.1.1.651/PDV 5.767 (02/12/13) NW			
					
	Viewed from Exterior. Scale: 1/8" = 1'				
			\$4,768.63	1	\$4,768.63

Line-4	Rough Opening: 144 3/4 X 16 3/4	SCHD-12014-4 Siteline EX NEW Clad Swing Door Transom Inswing (Overall Frame Size 144 X 16) (4 Panel) (BRILLIANT-WHITE) Auralast Pine, Natural-Interior W/Nailing Fin Color Match Metal DripCap, 6 9/16 Jamb Low-E Argon Filled, 7/8-Putty-SDL w/Perm Wood W/Light-Bronze-Shadow Bar) / Brilliant-White-SDL) 3W 1H) U-Factor: 0.30, SHGC: 0.23, VLT: 0.43, Energy Rating: 16.00, CPD: JEL-N-582-05010 -00001 PEV 2013.1.1.651/PDV 5.767 (02/12/13) NW			
					
	Viewed from Exterior. Scale: 1/8" = 1'				
			\$1,274.40	1	\$1,274.40

Total: \$7,687.07
Total Units: 4