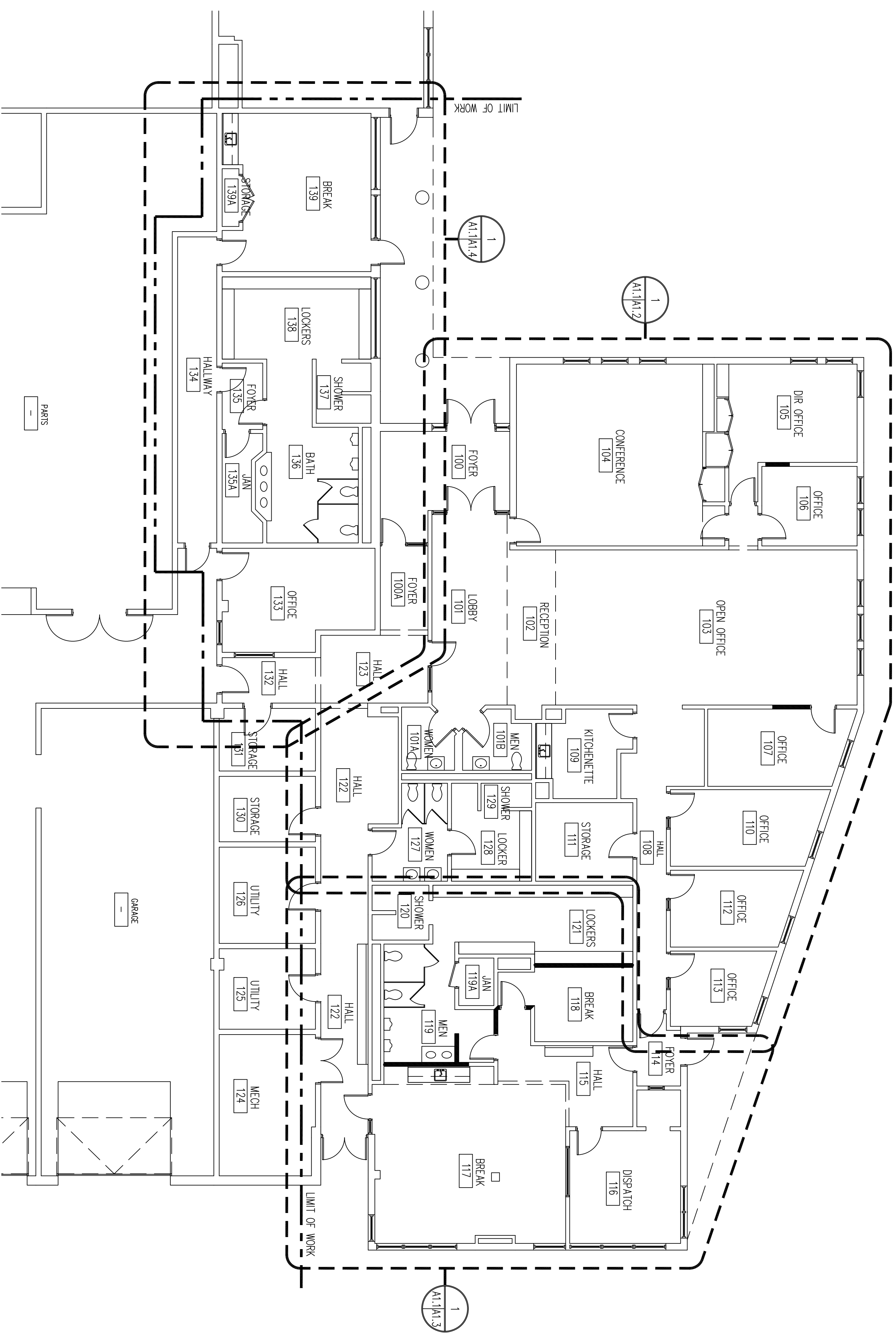
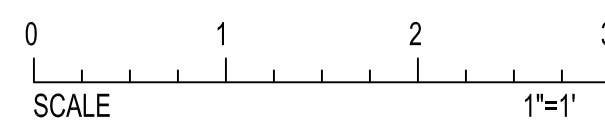
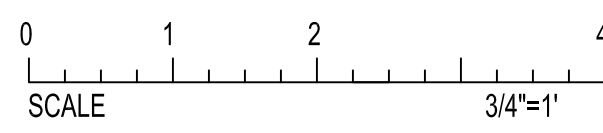
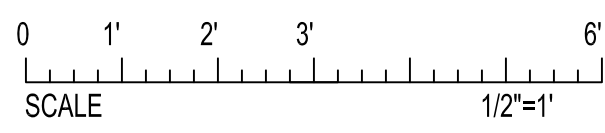
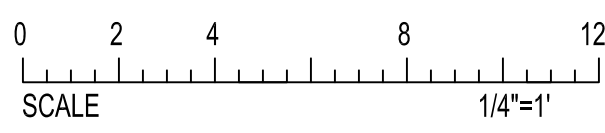
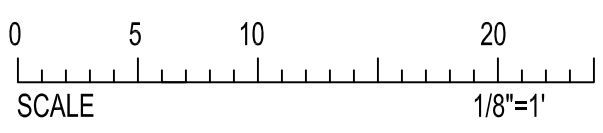
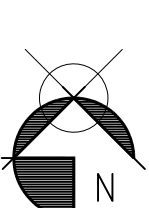



IF THIS SHEET IS NOT 24 X 36 IT IS A REDUCED SCALE PRINT - SCALE ACCORDINGLY




1 OVERALL FLOOR PLAN  
8'-0" SCALE: 1/8"=1'-0"





**PORT CITY ARCHITECTURE**  
65 NEWBURY STREET  
PORTLAND, ME 04101  
207.761.9000  
info@portcityarch.com  
WWW.PORTCITYARCH.COM



REGISTERED ARCHITECT  
LITA  
NO. 2997  
STATE OF MAINE

CONSULTANTS

**PERMIT SET - FOR CONSTRUCTION-**

**REVISIONS**

No.	Description	Date
1	Addendum 1	10/13/2016
2	Addendum 2	10/14/2016
3	Addendum 3	10/13/2016

**GREATER PORTLAND METRO**  
PORTLAND, MAINE  
**OFFICE RENOVATIONS**

**FLOOR PLAN**

Project Number: 16403  
Date: October 31, 2016  
Drawn by: TS  
Checked by: LAS

Scale: **A1.1**