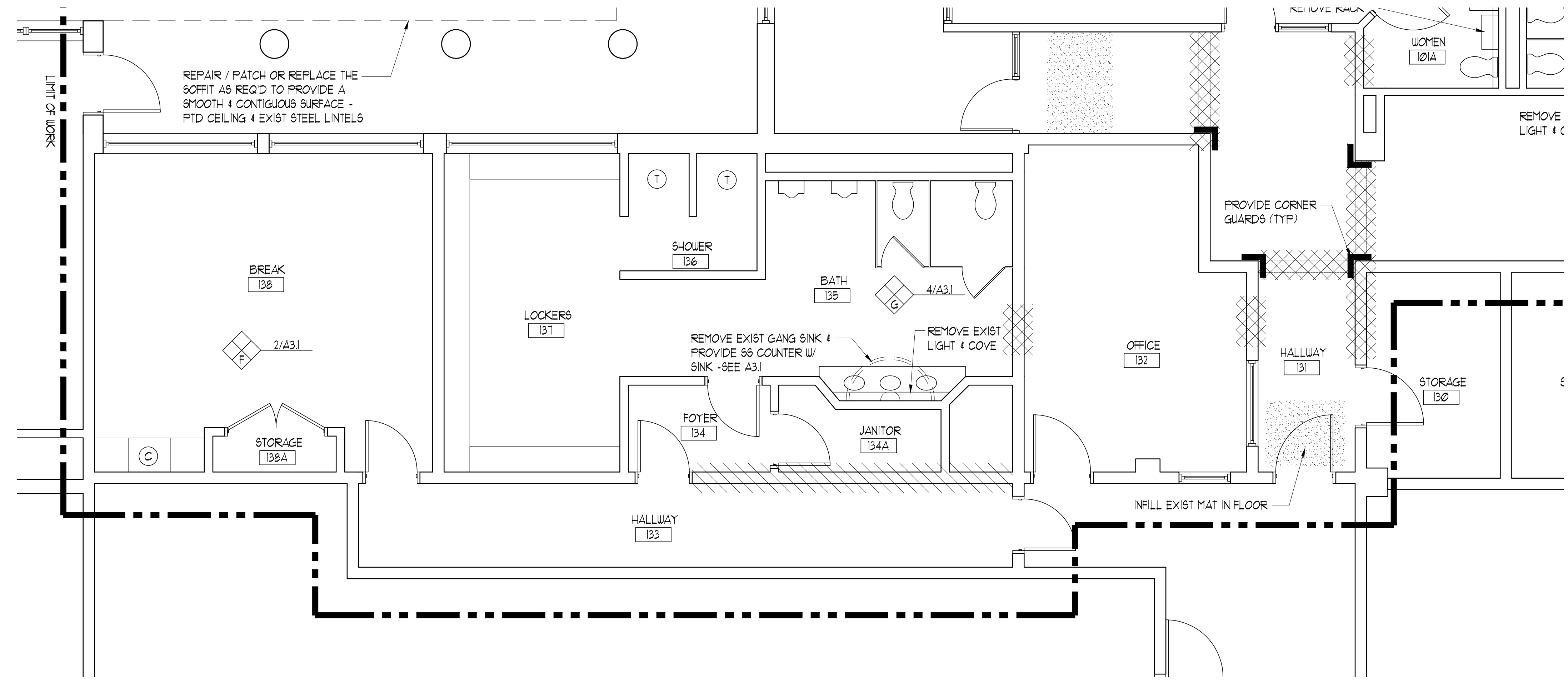
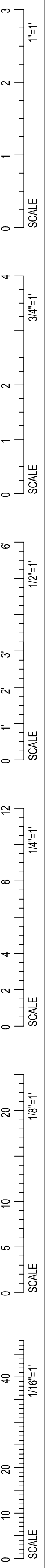
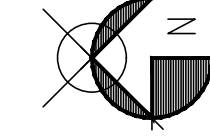


IF THIS SHEET IS NOT 24 X 36 IT IS A REDUCED SCALE PRINT - SCALE ACCORDINGLY




- KEY**
- (S) REPLACE X GILL W/ 1 x HD WD GILL
  - (J) REPAIR THE X GUB JAMB
  - (T) REPAIR X CERAMIC TILE INCLUDING REMOVING, CLEANING, RE-MASTIC & RE-GROUTING
  - (C) REMOVE EXIST SINK & STOVE UNIT - LEAVE EXIST CABINETS TOP & BOTTOM - REPLACE W/ COUNTER TOP - SEE INTERIOR ELEVATIONS
- [Cross-hatched box] MAJOR WARPED/ SPLIT GUB - NEED TO PATCH AND/ OR REPAIR
  - [Diagonal lines box] MAJOR WARPED/ SPLIT CMU - NEED TO PATCH
  - [Stippled box] PATCH/ FILL & REPAIR FLOOR
  - [Thick dashed line] REMOVE EXIST LIGHT & SURROUND
- NOTES:**
- ROOM NUMBERS ARE FOR REFERENCE ONLY
  - REDO ALL CAULK ON EXTERIOR OF BUILDING
  - CLEAN DUCTS AND SPRINKLER HEADS
  - SEE ROOM FINISH SCHEDULE

1 FLOOR PLAN SCALE: 1/4"=1'-0"



**PORT CITY ARCHITECTURE**

65 NEWBURY STREET  
PORTLAND, ME 04101  
207.761.9000  
info@portcityarch.com  
WWW.PORTCITYARCH.COM



CONSULTANTS

**PERMIT SET FOR CONSTRUCTION**

REVISIONS		
No.	Description	Date

**GREATER PORTLAND METRO**  
PORTLAND, MAINE  
**OFFICE RENOVATIONS**

**FLOOR PLAN**

Project Number **16403**  
Date **July 11, 2016**  
Drawn by **TS**  
Checked by **LAS**

**A1.3**  
Scale