

Specialized Detection Devices

'DB' Series Detector Bases

Models DB2-HR, DB-11 and DB-11E

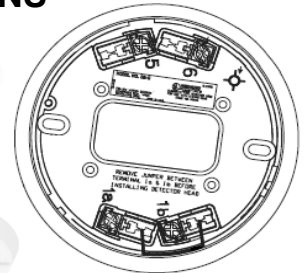
—ARCHITECT AND ENGINEER SPECIFICATIONS—

- Each detector base is compatible with Model 'H', "11" and "121" series of conventional detectors
 - All bases compatible with the optional Model LK-11 detector-locking kit
- Each detector base also functions with the addressable Model 'H' series, as well as Models FDO421, FDOT421, FDOOT441, FDOOTC441 and FDT421 intelligent devices
 - Model DB2-HR is also compatible with ASAtechnology™ detectors
 - Model DB2-HR has backwards compatibility with Siemens Model 'H'-series intelligent detectors
- Models DB-11 and DB-11E mount on a 4-inch square, octagon or single-gang electrical box
 - Model DB-11 has plugs to cover the outer-mounting screw holes
- Model DB2-HR mounts on a 4"-square, double-gang electrical box



Model DB2-HR

Model DB-11



Model DB-11E

- UL 268 Listed, ULC-S529 Listed;
FM, CSFM and NYC Fire Department Approved

Product Overview

The detector bases are low-profile, surface-mounting bases used on various Siemens — Fire Safety conventional and addressable detectors.

Model DB2-HR, which is a redesign of Model DB-HR, is compatible with the standard, addressable type of intelligent detectors, as well as those detection devices that operate with ASAtechnology™.

Additionally, Model DB2-HR is backward compatible with the Siemens Model 'H'-series intelligent detectors and detector-assigned FACP's. Model DB2-HR can also operate with Siemens' 50-point addressable; 252-point addressable; 504-point addressable, and FireFinder® XLS fire systems. A relay output from the fire detector base for signaling other devices is provided by Model DB2-HR.

The detector bases use screw-clamp contacts for electrical connections and self-wiping contacts for better reliability. Further, the bases can be used with the optional Model LK-11 detector locking kit, which contains 50 detector locks and an installation tool, to prevent unauthorized removal of the detector head.

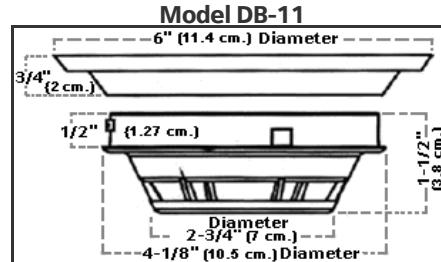
Specifications

Models DB-11 and DB-11E are the standard bases for Model 'H'-series "11" and Model "121"-series conventional detectors, as well as the Model 'H'-series addressable detectors. Model DB-11 has a 6-inch (15.2 cm) diameter. The diameter for Model DB-11E is 4.5 inches (11.4 cm).

Specifications – (continued)

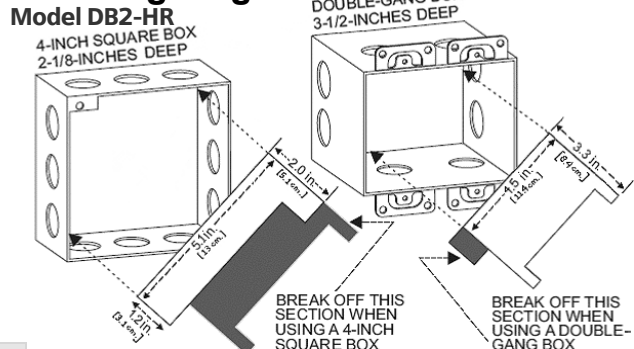
Moreover, Models DB-11 and DB-11E mount on a 4"-square, (10.2 cm) octagon or single-gang box. Model DB-11 has integral, decorative plugs to cover the outer screw holes. However, Model DB2-HR mounts on a double-gang, 4-inch (10.2 cm.) square electrical box.

Dimensions



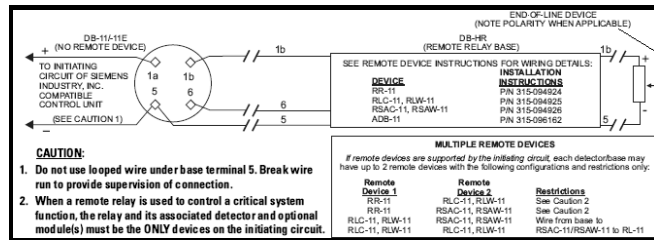
Note: Model DB-11E base detector has a diameter dimension of 4.5" (11.4 cm.).

Mounting Diagram

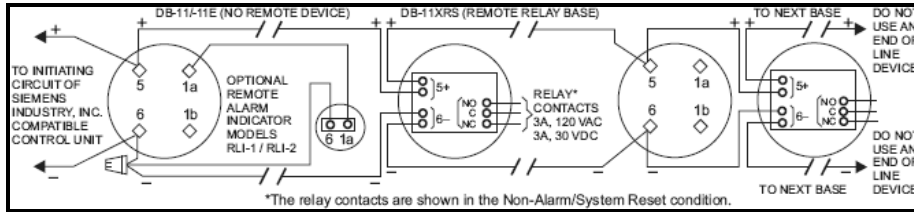


Notes: The Module Barrier (shown to the right) must be used when Model DB2-HR relay contacts are connected to non-power-limited circuits. Break apart the barrier to the correct size and shape for either the 4-inch square or double-gang box. Install the barrier diagonally into the back box to create two (2), separate compartments with the back box, in order to separate the wires.

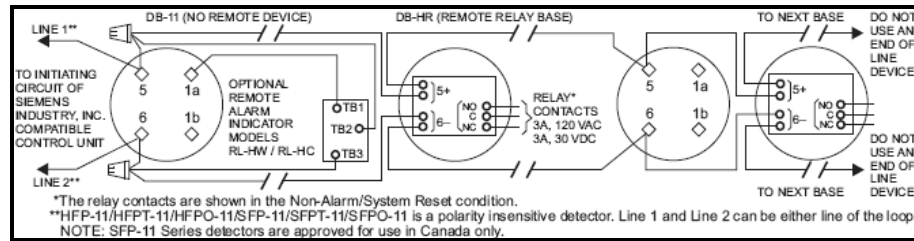
Wiring Diagrams



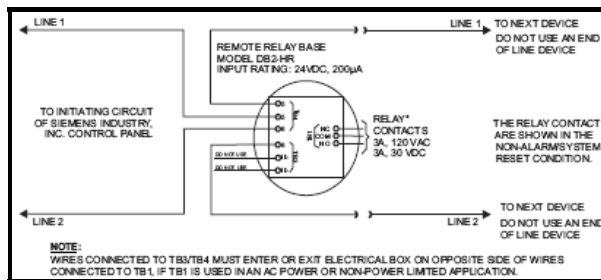
Note: The illustration above is typical wiring for Models DB-11 and DB-11E (using Models PE-11, PE-11T, DT-11, OP121, OH121, and HI121 detectors).



Note: The illustration above is typical wiring for Models DB-11 and DB-11E (using Models FP-11, FPT-11, FS-DP, FS-DPT, and FS-DT detectors).



Note: The illustration above is typical wiring for Models DB-11 and DB-11E (using Models HFP-11 Series and SFP-11 Series detectors).



Note: The illustration above is typical wiring for Model DB2-HR for polarity-insensitive detectors).

Details for Ordering

Model Number	Part Number	Description
AD2-P	500-649706	Air-Duct Housing
AD2-PR	500-649707	Air-Duct Housing with Relay
DB-11	500-094151	Low-Profile Surface-Mount Base
DB-11C	500-095687	Low-Profile Surface-Mount Base [Canada]
DB-11E	500-094151E	Smaller-Diameter Detector Base
DB-HR	500-033220	Relay Base for 'H'-Series Intelligent Detector
DB2-HR	S54370-F12-A1	Relay base compatible with 'S'-Line and 'C'-line detectors; backwards compatible with Model 'H'-series detectors
DT-11	500-095430	135°F {57.2°C} Low-Profile Thermal Detector
DT-11C	500-095983	Low-Profile Thermal Detector [Canada]
FDO421	S54320-F4-A1	Photoelectric Smoke Detector
FDOT421	S54320-F6-A1	Addressable Multi-Criteria Fire Detector
FDT421	S54320-F5-A1	Thermal (Heat) Detector
FDOOT441	S54320-F7-A1	Multi-Criteria Fire Detector with ASATechnology™
FDOOTC441	S54320-F8-A1	Multi-Criteria Fire / CO Detector with ASATechnology™
LK-11	500-695350	Base Locking Kit for Model '11'-series detectors

Model Number	Part Number	Description
FP-11	500-095112	FirePrint™ Intelligent Detector
FP-11C	500-095112C	FirePrint™ Intelligent Detector [Canada]
FPT-11	500-095918	Thermal Detector
FPT-11C	500-095918C	Thermal Detector [Canada]
HFPO-11	500-034800	FS-250 Addressable Detector
HFP-11	500-033290	FirePrint™ Detector
HFPT-11	500-033380	Thermal Detector
HI121	S54372-F3-A1	Heat Detector
OH121	S54372-F2-A1	Multi-Sensor Smoke Detector
OP121	S54372-F1-A1	Photoelectric Smoke Detector
PE-11	500-094150	Conventional Photoelectric Smoke Detector
PE-11T	500-095150	Photoelectric Smoke Detector with 135°F {57.2°C} Thermal Sensor
SFP-11	500-33290C	Photo / Thermal Detector [Canada]
SFPO-11	500-34800C	Photo Detector [Canada]
SFPT-11	500-033380C	Detector Package [Canada]

Notice: This marketing data sheet is not intended to be used for system design or installation purposes. For the most up-to-date information, refer to each product's installation instructions.

SIEMENS Industry, Inc.
Building Technologies Division

Fire Safety
8 Fernwood Road
Florham Park, NJ 07932
Tel: (973) 593-2600
FAX: (908) 547-6877
URL: www.usa.Siemens.com/Fire

(SII-FS)
Printed in U.S.A.

Fire Safety
2 Kenview Boulevard
Brampton, Ontario
L6T 5E4 / Canada
Tel: (905) 799-9937
FAX: (905) 799-9858

September 2012
Supersedes sheet dated 4/12
(Rev. 1)