



NO.	DATE	BY	NOTES
1	09/28/2016	HLO	SUBMITTED FOR CITY REVIEW

Drawn By: HLO  
 Checked: SB  
 Scale: AS NOTED  
 Date: 06/27/16

ALL RIGHTS RESERVED. NO PART OF THESE DRAWINGS OR SPECIFICATIONS MAY BE REPRODUCED OR USED IN CONNECTION WITH ANY WORK, OTHER THAN THE SPECIFIC PROJECT FOR WHICH THEY HAVE BEEN PREPARED, WITHOUT PRIOR WRITTEN AUTHORIZATION FROM THE ARCHITECT.



TECHNICAL GROUP, INC.  
 37716 Hills Tech Drive  
 Farmington Hills, MI 48331  
 FAX (248) 426-8000  
 (248) 426-7004



PROJECT: DENNY'S RESTAURANT  
 1097-1107 CONGRESS ST.  
 PORTLAND, ME 04102

SHEET TITLE: LIFE SAFETY PLAN

JOB #: TG-16414

SHEET: A-3

DO NOT SCALE THIS PRINT. USE FIGURED DIMENSIONS ONLY.

### OCCUPANCY CALCULATIONS

\* OCCUPANCY CALCULATIONS BASED ON TABLE 1004.1.1, IBC 2011

ASSEMBLY AREAS	TOTAL	*CALCULATED OCCUPANTS	SEAT COUNT
DINING AREAS 15 SQ. FT PER OCCUPANT	507 S.F.	34	33
FIXED SEATING 24 LINEAL INCHES PER OCCUPANT	2246 L.I.	94	95
KITCHENS/STAFF AREAS/STORAGE 200 SQ. FT. PER OCCUPANT	2060 S.F.	11	10
WAITING BENCH 18 L.I. PER OCCUPANT	72 L.I.	4	3

TYPE OF CONSTRUCTION: IB SPRINKLED

TOTAL INTERIOR OCCUPANTS 143

TOTAL INTERIOR OCCUPANTS USED FOR EXTINGUISHER AND EGRESS CALCULATIONS 143

OCCUPANT LOAD USED FOR RESTROOM CALCULATIONS 143

PROVIDED

BUILDING OCCUPANCY CALCULATION (FROM TABLE 1004.1.1):

MAXIMUM OCCUPANTS (GREATEST OF OCCUP. CALC. OR SEAT COUNT) = 143  
 72/75 = 94 = 1 WC EACH RESTROOM (TABLE 2902.1)  
 72/200 = 0.36 = 1 LAV EACH RESTROOM (TABLE 2902.1)

REQUIRED	PROVIDED	MEN	WOMEN
W.C. (1/75)	1	1	1
URINAL*	-	-	1
LAVATORY (1/200)	1	1	2

\* URINAL SUBSTITUTION PER 419.2 - UP TO 2/3 MAXIMUM

### REQUIRED EGRESS WIDTH

BUILDING EGRESS: 143 MAX INT. OCCUP. x .2' = 28.6'

TOTAL EGRESS WIDTH REQUIRED: 34' - 3/4" = CLEAR DOOR EXIT LEAVES = 102'

MAIN ENTRY: 34' - 3/4" = CLEAR DOOR EXIT LEAVES = 102'

WIDTH REQUIRED (1/3 OCCUPANT LOAD): 143 INTER. OCC. / 3 = 47.7 x 2 = 95.4'

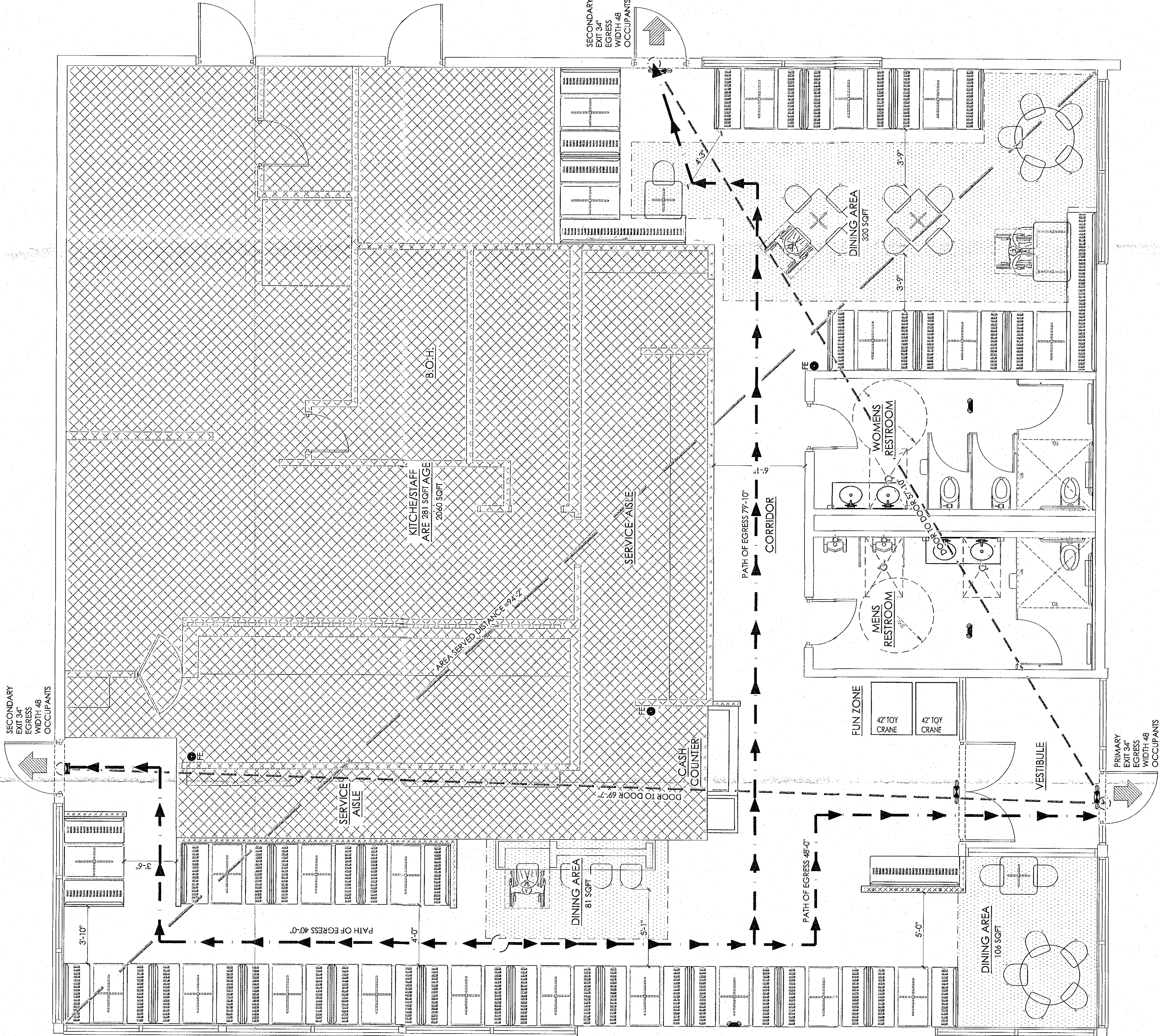
CLEAR WIDTH PROVIDED: 34'

### EXIT UNIT LEGEND

- ILLUMINATED EXIT SIGN EMERGENCY LIGHT
- WALL MOUNTED FIRE EXTINGUISHER
- PATH OF EGRESS
- TRAVEL DISTANCE
- ACCESSIBLE SEATING LOCATIONS

### GENERAL NOTES

- G.C. TO VERIFY QUANTITY & LOCATIONS OF FIRE EXTINGUISHERS WITH LOCAL AUTHORITIES. FIRE EXTINGUISHERS TO BE SUPPLIED BY G.C.
- G.C. TO PROVIDE FIRE DEPARTMENT REQUIRED KEY BOX, COORDINATE LOCATION AND TYPE WITH LOCAL AUTHORITIES.
- EMERGENCY LIGHTS IN DINING AREAS SUCH THAT THEY DO NOT INTERFERE WITH WALL DECOR.



1 LIFE SAFETY PLAN  
 SCALE: 1/4" = 1'-0"