
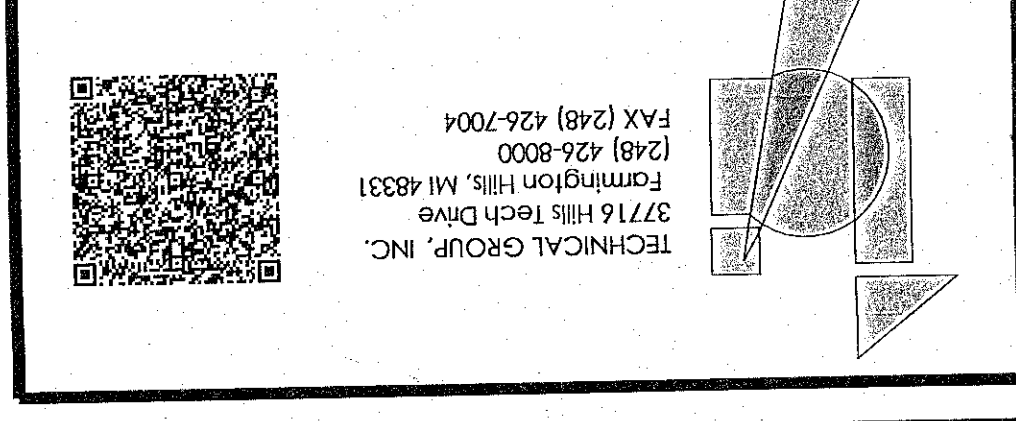



No.	Date	By	Notes
1	08/29/16	HIO	SUBMITTED FOR CITY REVIEW
2			
3			
4			
5			
6			
7			
8			
9			
10			
11			
12			
13			
14			
15			
16			
17			
18			
19			
20			
21			
22			
23			
24			

ALL RIGHTS RESERVED. NO PART OF THESE DRAWINGS OR SPECIFICATIONS MAY BE REPRODUCED OR USED IN CONNECTION WITH ANY WORK OTHER THAN THE SPECIFIC PROJECT FOR WHICH THEY HAVE BEEN PREPARED, WITHOUT PRIOR WRITTEN AUTHORIZATION FROM THE ARCHITECT.



PROJECT: DENNY'S RESTAURANT
 1097-1107 CONGRESS ST.
 PORTLAND, ME 04102

SHEET TITLE: PROPOSED FLOOR & FINISH PLAN

JOB #: TG-16414

SHEET: A-1

GENERAL NOTES

- ALL WALL DIMENSIONS ARE TO FACE OF STUD UNLESS EXISTING.
- LOW WALL/MILLWORK ARE DIMENSIONED FINISH TO FINISH.
- ALL EXIT DOORS MUST HAVE P.A.N.C. HARDWARE AND THE REQUIRED SIGNAGE PER SECTION 1008.1.2.3 STATING "THIS DOOR TO REMAIN UNLOCKED DURING BUSINESS HOURS".
- G.C. TO VERIFY ALL AS-BUILT DIMENSIONS PRIOR TO STARTING ALL INTERIOR FINISHES. BOOTHS, DRAPERIES, ETC. SHALL BE IN COMPLIANCE WITH LOCAL BUILDING AND FIRE REGULATIONS.
- V.I.F. = VERIFY IN FIELD
- G.C. TO REALIGN AND ADJUST CLOSERS AND HINGES ON ALL DOORS TO MEET ADA/ANSI REQUIREMENTS.
- G.C. TO PREPARE SLAB FOR NEW FINISHES. PATCH AND REPAIR ANY DAMAGE CAUSED BY REMOVAL OF PRE-EXISTING CONSTRUCTION.
- G.C. TO PATCH AND REPAIR EXISTING WALLS AS NEEDED FOR NEW FINISHES.
- INSTALL NEW TACTILE EXIT SIGNAGE NEXT TO VESTIBULE & EXTERIOR DOORS.
- UPDATED PAINT-TILE-OR-OTHER-FINISH-MATERIAL-USED-ON-WALLS-AND-CEILINGS-OF-ALL-KITCHENS-FOOD-PREP-WORK-AND-REFLECTION STORAGE AREAS WILL BE LIGHT COLOR WHICH HAS A REFLECTION VALUE OF 70% OR GREATER.
- WATER RESISTANT WALLS (I.E. CERAMIC TILE, P.P. STAINLESS STEEL) ARE REQUIRED BEHIND ALL SINKS AND DISHWASHERS. MATERIAL TO BE A MINIMUM 5/8" HIGH.
- SEE SHEETS A-1.1 FOR SCHEDULES, AND SPECIFICATIONS
- G.C. TO INSTALL FT-02 FLOOR TILE AS BASE IN DINING RM. W/ SCHLUTER TRIM ON TOP. VERIFY LOCATIONS WITH ON-SITE PROJECT MANAGER.
- G.C. TO ADD MATT @ SERVER LINE EXIT.
- G.C. TO INSTALL NEW DECOR PACKAGE AS PER VENDOR PROVIDED DIAGRAM.
- ALL BOOTHS AND TABLES SHALL BE SUPPLIED AND INSTALLED BY APPROVED VENDOR.
- FURNITURE MANUFACTURER IS TO TREAT ALL FABRICS AND FOAM AS REQUIRED TO MEET ALL STATE, CITY, NATIONAL CODES FOR FLAME SPREAD AND PROVIDE CERTIFICATES.
- IT IS THE RESPONSIBILITY OF THE OWNER AND OWNER'S SEPARATE VENDOR TO VERIFY ALL QUANTITIES AND SIZES.
- ALL HIGH CHAIRS AND BOOSTER SEATS, OWNER FURNISHED AND INSTALLED
- ALL BOOTH TABLES WILL HAVE WALL GUIDES
- MAJOR ASLE WIDTHS SHALL BE A MINIMUM OF 36" OR MEET LOCAL STATE ADA, AND ALL OTHER APPLICABLE CODES WHICH EVER IS GREATER.
- ACCESSIBLE SEATING TO BE 5% OF ALL SEATING LOCATIONS. NOT 5% OF TABLES. A-400.320(1).
- REFER TO SHEET A-2 FOR INTERIOR FURNITURE SCHEDULE.

WALL TYPE/GRAPHIC LEGEND

[Symbol]	EXISTING WALL TO REMAIN
[Symbol]	NEW LOGO SCREEN
[Symbol]	NEW WALL SCREEN

SCOPE OF PROPOSED WORK

- FRONT OF HOUSE
 - A1101 INSTALL NEW ENTRANCE DOORS TO REPLACE EXISTING.
 - A1101 INSTALL NEW INSIDE VESTIBULE DOORS.
 - A1102 GC TO INSTALL NEW FLOOR TILE AND BASE.
 - A1103 INSTALL NEW WAINSCOT AND TRIM THROUGH-OUT RESTAURANT BEFORE INSTALLATION PREP WALLS IF NECESSARY INSTALL NEW WALL BOARD. WALL BOARD TO BE MOID/MILDREW FREE.
 - A1104 PAINT UPPER WALLS THROUGH-OUT RESTAURANT. PREP WALLS AND TRIM BEFORE INSTALLATION. MEDIUM TEXTURE KNOCK-DOWN TO BE INSTALLED BEFORE PAINT IS APPLIED.
 - A1105 INSTALL NEW PARTITION SCREENS AND LOGO SCREEN AS PART OF MILLWORK PACKAGE.
 - A1106 INSTALL BREAKFAST/LUNCH/DINNER/LATE NIGHT SIGN ABOVE LUNCH COUNTER.
 - A1107 INSTALL NEW CASH STAND.
 - A1108 INSTALL NEW TABLES, BOOTHS AND CHAIRS AS PER LAYOUT.
 - A1109 REPAIR REPLACE ANY TILE IN SERVICE AREA AS NEEDED TO "MATCH EXIST."
 - A1110 INSTALL NEW WAITING BENCH AS PER LAYOUT.
 - A1111 INSTALL NEW SWING DOOR TO REPLACE EXISTING.
 - A1112 INSTALL NEW DECOR PACKAGE AND SIGNAGE.
 - A1113 INSTALL NEW ROLLER SHADERS (WINDOW COVERINGS).
 - A1114 RESTROOM CORRIDOR FINISHES TO MATCH DINING ROOM FINISHES.
 - A1115 INSTALL NEW LUNCH COUNTER.
 - A1116 INSTALL NEW PENDANT LIGHTS TO REPLACE EXISTING (ONE FOR ONE).
 - A1117 RELAMP EXISTING LIGHTING THROUGHOUT.
 - RESTROOMS
 - A2001 INSTALL NEW VANITY.
 - A2001 INSTALL NEW PARTITIONS IN SAME LOCATION.
 - A2002 INSTALL NEW FLOOR TILE AND BASE AND WALL TILE.
 - A2003 PAINT CEILING AND DOOR FRAMES.
 - A2004 INSTALL NEW MIRRORS.
 - A2005 RELAMP AND RELEASE EXISTING FLOURESCENT LIGHTS.
 - A2006 INSTALL NEW "M/M" RESTROOM SIGNAGE.
 - A2007 INSTALL NEW DOOR AND HARDWARE.
 - A2008 INSTALL NEW TOILET HARDWARE AND SEAT. TOILET FUTURE TO BE CLEANED AND RESEATED.
- ***REFER TO SHEET A-1.1 FOR FINISH AND DOOR SCHEDULES.

TAG KEY

[Symbol]	SCOPE TAGS	[Symbol]	DOOR TAG
[Symbol]	SEE SHEET A-1		

