

FM Series

Electromagnetic Door Holders



Miscellaneous

General

FM Series electromagnetic door holders are designed for virtually any remote door release application. They are primarily used to hold fire and smoke barrier doors open until released by a remote smoke detector or other switching device. The complete assembly consists of: an armature contact plate with adjustable pivot mounting for installation in the door, and a heavy-duty electromagnet, in a durable plastic enclosure, mounted on the wall or floor behind the door. A separate closing device is required.

Features

- All models support 12 VDC, 24 VAC/VDC, or 120 VAC.
- Improperly applied voltage does not damage the unit.
- Spacing kit for odd angles.
- 25 to 40 pounds (11.3 kg) holding power.
- Magnet protected against transients and surges up to 600 volts (AC models).
- Fail-safe operation; power failure releases door to close.
- Positive release button initiates closing motion.
- Two-year warranty.
- Floor- and wall-mount models.


Installation

- Used in hospitals, schools, offices, nursing homes, and public buildings.
- Install where required by code, where doors may be used to confine smoke or fire, or wherever remote control or automatic closing doors are required.
- Ensure that door hardware and trim projections are compatible with total projection of door release.
- Anchor the electromagnet firmly, as the wall portion will function as a doorstop.
- Locate magnet approximately 6" (15.24 cm) in from the lock stile at the door. Wall magnets should be mounted approximately two to four feet (0.61 to 1.22 meters) above the floor for optimum performance.
- Door-mounted contact plate includes hardware for thru-bolting or concealed mounting.
- Spotting template included with unit assures correct alignment.
- 14 AWG (2.0 mm²) maximum wire size.

Agency Listings and Approvals

These listings and approvals apply to the modules specified in this document. In some cases, certain modules or applications may not be listed by certain approval agencies, or listing may be in process. Consult factory for latest listing status.

- **UL Listed:** R11746 (listed for Canadian and non Canadian applications)
- **MEA Listed:** 447-00-E
- **CSFM:** 3550-0028:210



FM996

Ordering Information

FM980: Surface floor-mount model for single door; 12 VDC, 24 VAC/VDC, 120 VAC.

FM996: Surface wall-mount model; 12 VDC, 24 VAC/VDC, 120 VAC.

FM998: Flush wall-mount model; 12 VDC, 24 VAC/VDC, 120 VAC.

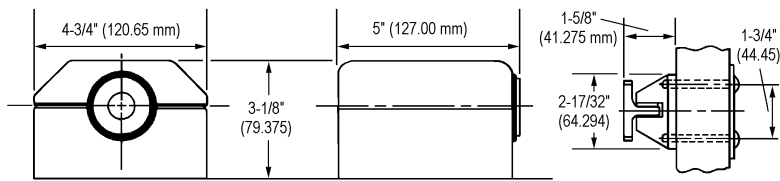
FM900: Extension kit.

FM900-Z: Extension kit, 90°.

FM900-50: Spacer, 1/2" (1.27 cm).

FM900-75: Spacer, 3/4" (1.905 cm).

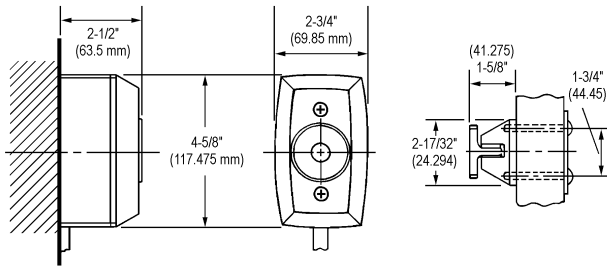
FM-900-100: Spacer, 1" (2.54 cm).



5286m980.tif

**Model 980
Floor-Mount
Single Door**

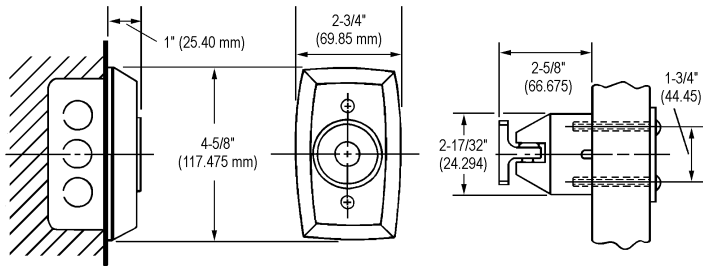
- Concealed wiring.
- Total floor space required: 6-5/8" (168 mm).
- Mounting requirements: Conduit connects directly to floor plate.
- UL-Listed door holder.
- Voltage/current:
 - 120 VAC, 60 Hz, 0.020 amp.
 - 24 VAC/VDC, 60 Hz, 0.020 amp.
 - 12 VDC, 0.040 amp.
- Shipping weight: 4 lbs. (1.8 kg).



5286m996.tif

**Model 980
Floor-Mount
Single Door**

- Total projection: 4-1/8" (105 mm).
- Mounting requirements: 1-1/2" (38 mm) deep adapter housing.
- UL-Listed door holder.
- Shipping weight: 3 lbs. (1.4 kg).
- Voltage/Current:
 - M120 VAC, 60 Hz, 0.020 amp.
 - 24 VAC/VDC, 60 Hz, 0.020 amp.
 - 12 VDC, 0.040 amp.



5286m998.tif

**Model 998
Wall-Mount
Standard Doors
Concealed Wiring**

- Total projection: 3-5/8" (92 mm).
- Mounting requirements: 2" x 4" x 1-3/4" (51 x 102 x 45 mm) outlet box.
- Wall must be properly reinforced and outlet box adequately fastened.
- UL-Listed door holder.
- Voltage/current:
 - 120 VAC, 60 Hz, 0.020 amp.
 - 24 VAC/VDC, 60 Hz, 0.020 amp.
 - 12 VDC, 0.040 amp.
- Shipping weight: 2-1/2 lbs. (1.1 kg).

©2008 by Honeywell International Inc. All rights reserved. Unauthorized use of this document is strictly prohibited.



This document is not intended to be used for installation purposes.
We try to keep our product information up-to-date and accurate.
We cannot cover all specific applications or anticipate all requirements.
All specifications are subject to change without notice.



For more information, contact Notifier. Phone: (203) 484-7161, FAX: (203) 484-7118.
www.notifier.com