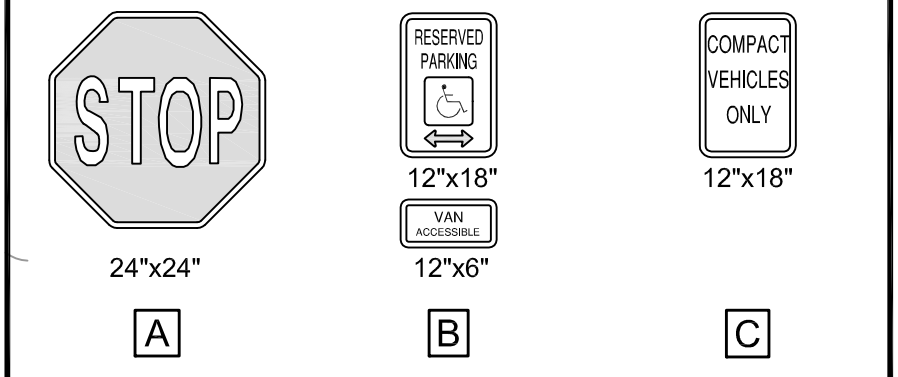
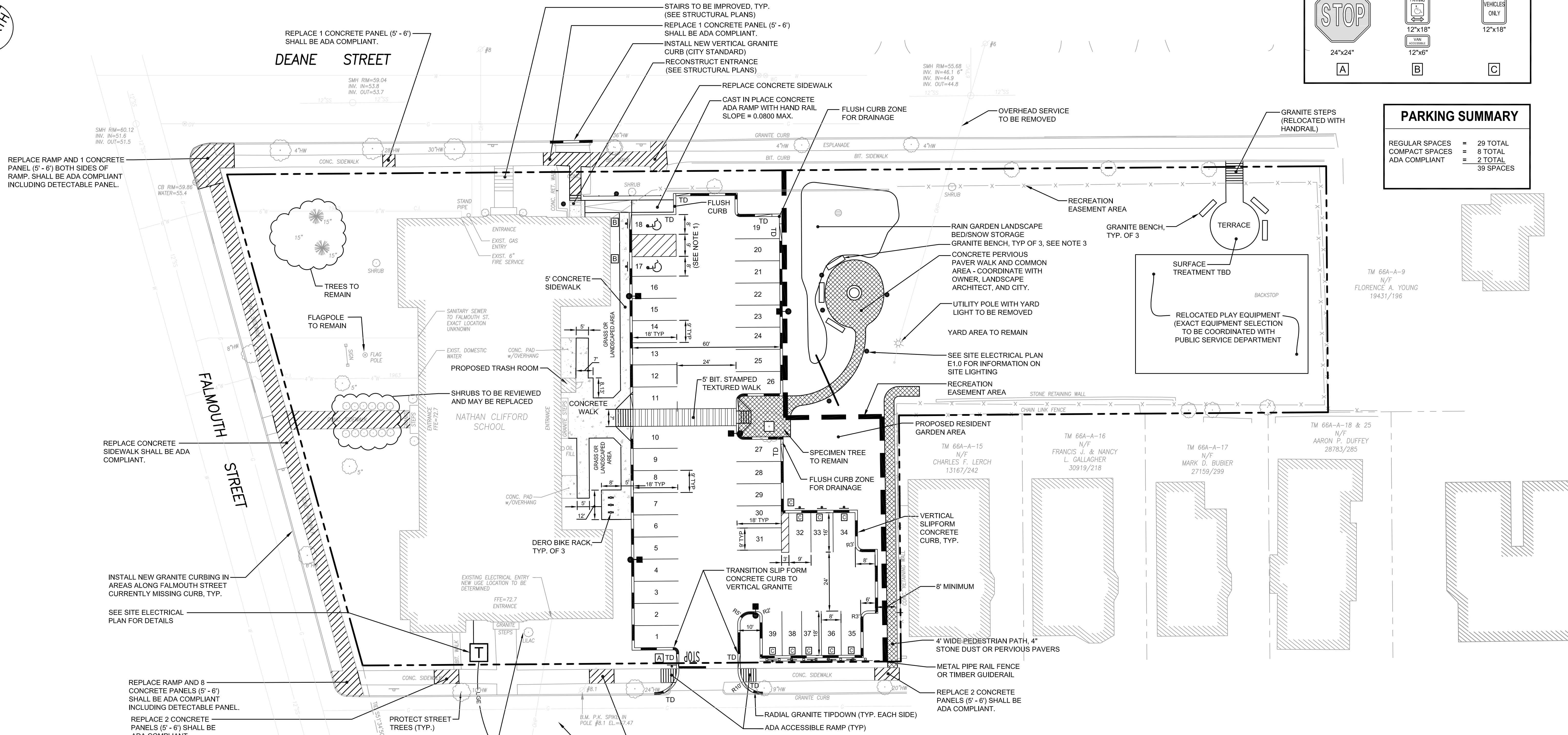


SIGN LEGEND



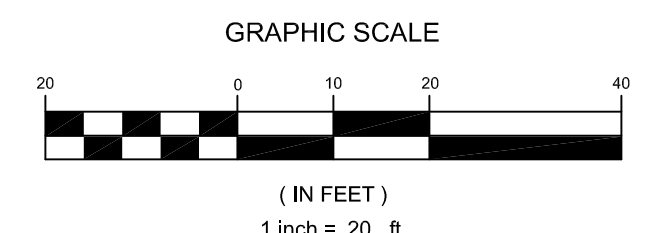
PARKING SUMMARY

| | | |
|----------------|---|------------------|
| REGULAR SPACES | = | 29 TOTAL |
| COMPACT SPACES | = | 8 TOTAL |
| ADA COMPLIANT | = | 2 TOTAL |
| | | 39 SPACES |



NOTES:

1. GRADING FROM THE ADA COMPLIANT SPACES TO THE BUILDING ADA ENTRANCE SHALL COMPLY WITH ACCESSIBILITY REQUIREMENTS INCLUDING MAXIMUM SLOPE AND SURFACE TREATMENT. ANY REPAIRS TO ACHIEVE COMPLIANCE SHALL BE COMPLETED AT NO EXTRA EXPENSE TO THE OWNER.
2. HISTORIC DESIGNATION STATUS: APPROVED BY HPB ON 11.20.13.
3. GRANITE BENCHES BY SWANSON GRANITE. WOODBURY GRAY CLASSIC LARGE RECTANGULAR BENCH OR EQUAL.



FAY, SPOFFORD & THORNDIKE, INC.
 ENGINEERS · PLANNERS · SCIENTISTS
 5 BURLINGTON WOODS, BURLINGTON, MA 01803

| | | |
|--|---|---|
| Prepared For: DEVELOPERS COLLABORATIVE PREDEVELOPMENT L.L.C. | Project: NATHAN CLIFFORD SCHOOL REDEVELOPMENT | Revisions: 12.20.13 - RELEASED FOR BIDS 11.19.13 - FINAL PLAN SUBMISSION 11.12.13 - FINAL PLAN SUBMISSION 11.05.13 - FINAL PLAN SUBMISSION 10.16.13 - REV. PLAN SUBMISSION 10.01.13 - PRELIMINARY PLAN SUBMISSION TO CITY |
| 17 CHESTNUT STREET PORTLAND, ME 04101 | FALMOUTH STREET PORTLAND, MAINE | Date: OCT. 2012 |
| Architect: ARCHETYPE Architects 48 Union Wharf Portland, Maine 04101 (207) 772-6022 Fax (207) 772-4056 | Scale: 1" = 20' | C-3.0 |
| STATE OF MAINE REGISTERED PROFESSIONAL ENGINEER STEPHEN RUSSELL No. 7425 LICENSED PROFESSIONAL ENGINEER | | |
| SITE LAYOUT, AND UTILITY PLAN | | |