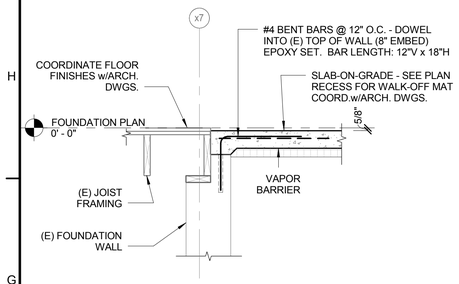

G1	DETAIL
3/4" = 1'-0"	

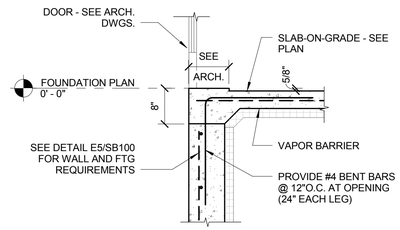

G3	DETAIL
3/4" = 1'-0"	

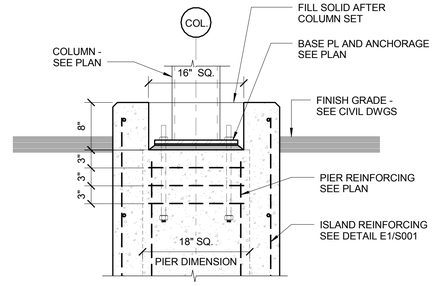

G5	COLUMN BASE AT ISLAND
1" = 1'-0"	

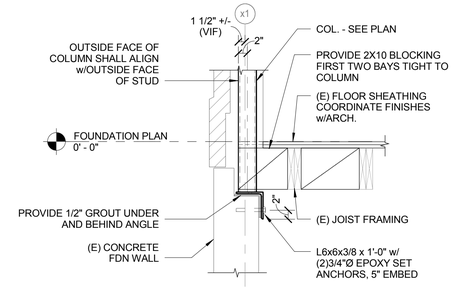

TYPICAL AT 6 LOCATIONS: (4) ALONG LINE x1; (2) ALONG LINE x7

G7	DETAIL
3/4" = 1'-0"	

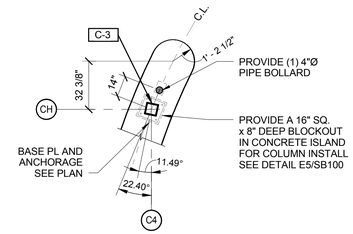

G9	ENLARGED PARTIAL PLAN AT ISLAND
1/4" = 1'-0"	

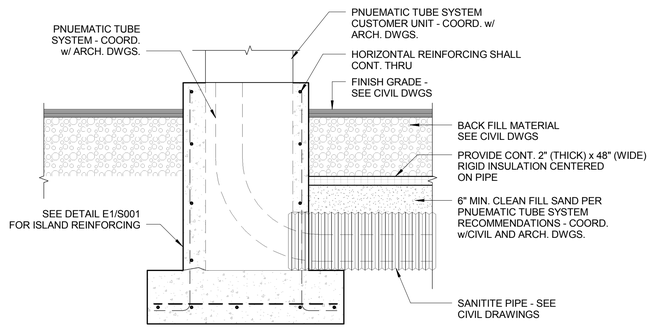

E1	DETAIL AT ISLAND / PNUEMATIC TUBE
3/4" = 1'-0"	

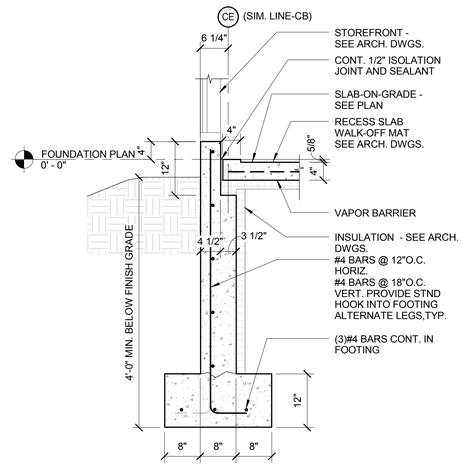

E5	DETAIL
3/4" = 1'-0"	

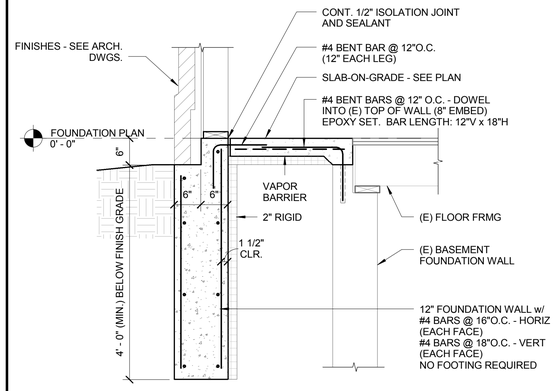

E7	DETAIL
3/4" = 1'-0"	

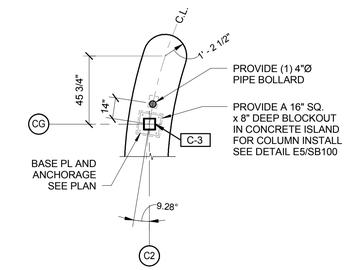

E9	ENLARGED PARTIAL PLAN AT ISLAND
1/4" = 1'-0"	

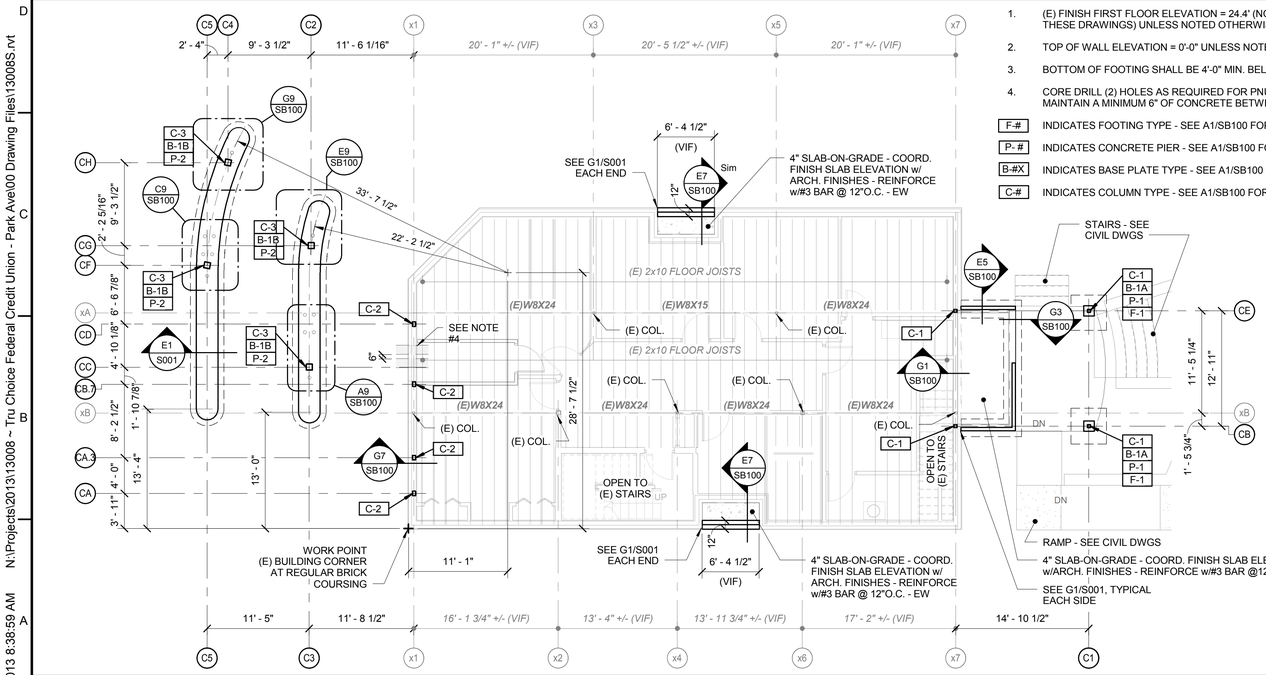

A1	STRUCTURAL ~ FIRST FLOOR LEVEL PLAN
1/8" = 1'-0"	

1. (E) FINISH FIRST FLOOR ELEVATION = 24.4' (NOMINALLY REFERRED TO 0'-0" IN THESE DRAWINGS) UNLESS NOTED OTHERWISE.
2. TOP OF WALL ELEVATION = 0'-0" UNLESS NOTED OTHERWISE
3. BOTTOM OF FOOTING SHALL BE 4'-0" MIN. BELOW FINISHED GRADE
4. CORE DRILL (2) HOLES AS REQUIRED FOR PNUEMATIC TUBE INSTALLATION. MAINTAIN A MINIMUM 6" OF CONCRETE BETWEEN EDGES OF HOLES.

F-# INDICATES FOOTING TYPE - SEE A1/SB100 FOR SCHEDULE
P- # INDICATES CONCRETE PIER - SEE A1/SB100 FOR SCHEDULE
B-#X INDICATES BASE PLATE TYPE - SEE A1/SB100 FOR DETAILS
C-# INDICATES COLUMN TYPE - SEE A1/SB100 FOR SCHEDULE

COLUMN SCHEDULE

MARK	SIZE
C-1	HSS4X4X3/8
C-2	HSS6X4X3/8
C-3	HSS8X8X1/2

PIER SCHEDULE

MARK	SIZE	REINFORCING
P-1	14 x 14	(4)#4 BARS VERTICAL, w/#3 TIES @ 12"O.C.
P-2	18 x 18	(8)#6 BARS VERTICAL, w/#3 TIES @ 12"O.C.

FOOTING SCHEDULE

MARK	SIZE	REINFORCING
F-1	4'-0" x 4'-0" x 1'-0"	(5)#4 BARS, E.W. - BOTTOM

BASE PLATE THICKNESS CHART:

A = 5/8"

B = 1 1/4"

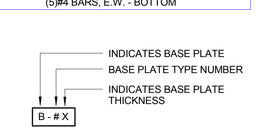

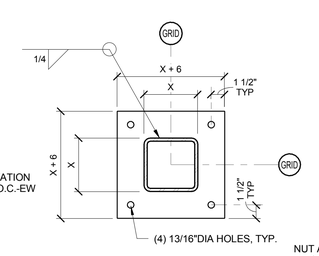

BASE PLATE TYPE "B-1"

BASE PL MARKER LEGEND

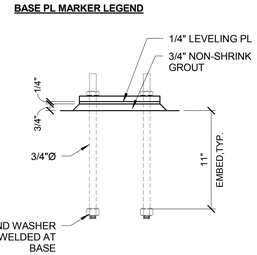

A9	ENLARGED PARTIAL PLAN AT ISLAND
1/4" = 1'-0"	

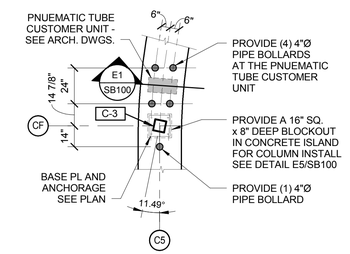

C9	ENLARGED PARTIAL PLAN AT ISLAND
1/4" = 1'-0"	

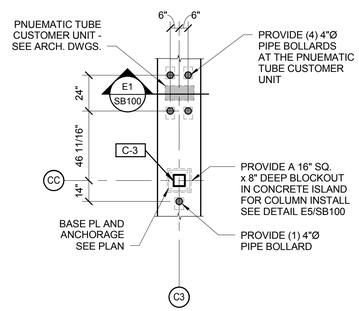

A9	ENLARGED PARTIAL PLAN AT ISLAND
1/4" = 1'-0"	

PDT ARCHITECTS
49 DARTMOUTH STREET
PORTLAND, MAINE 04101
207-775-1059
www.pdtarchs.com

Allied Engineering
Structural Mechanical Electrical Commissioning
160 Veranda Street
Portland, Maine 04103
T: 207.221.2260
F: 207.221.2266
Web: www.allied-eng.com

ALLIED PROJECT No.: 13008
CAD FILE: 13008.rvt

COPYRIGHT
PDT Architects
Reuse or reproduction of the contents of this document is not permitted without written permission of PDT Architects.

TruCHOICE FCU - 272 Park Avenue
PORTLAND, MAINE

STATE OF MAINE
WILLIAM P. FAUCHER
No. 7135
LICENSED
PROFESSIONAL ENGINEER

PDT JOB NO. 12084

DRWN. CHK
Author PED

SCALE: As indicated

ISSUE: 4/26/2013 CONSTRUCTION DOCUMENTS

TITLE
STRUCTURAL - FIRST FLOOR LEVEL PLAN

SHEET
SB100

N:\Projects\2013\13008 ~ Tru Choice Federal Credit Union - Park Ave\00 Drawing Files\13008S.rvt
4/30/2013 8:38:59 AM