




**PDT ARCHITECTS**  
 49 DARTMOUTH STREET  
 PORTLAND, MAINE 04101  
 207-775-1659  
 www.pdtarchs.com




**Allied Engineering**  
 Structural Mechanical Electrical Commissioning  
 168 Veranda Street  
 Portland, Maine 04103  
 T: 207.221.2266  
 F: 207.221.2266  
 Web: www.allied-eng.com

ALLIED PROJECT No.:  
 13008  
 CAD FILE:  
 13008M.DWG

**COPYRIGHT**  
 PDT Architects  
 Reuse or reproduction of the  
 contents of this document is not  
 permitted without written  
 permission of PDT Architects

TruChoice FCU - 272 Park Avenue  
 PORTLAND, MAINE



PDT JOB NO.  
 12084

DRWN.  
 CHK.

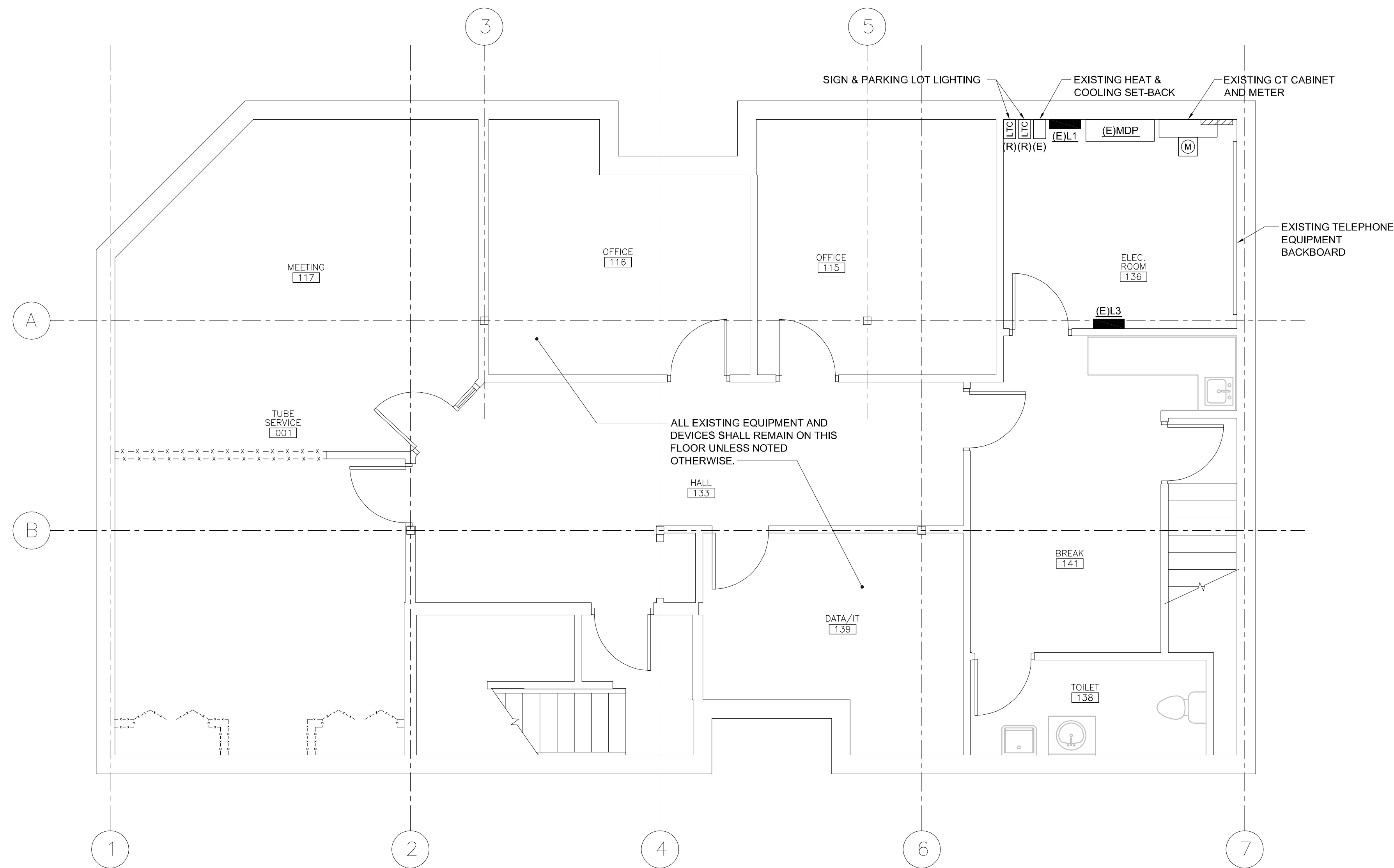
SCALE:  
 AS NOTED

ISSUE:  
 04/26/2013  
 CONSTRUCTION  
 DOCUMENTS

TITLE  
 ELECTRICAL  
 DEMOLITION  
 PLAN -  
 BASEMENT

SHEET

ED100



**NOTES:**

1. ALL EXISTING ELECTRICAL ON THIS LEVEL SHALL REMAIN UNLESS NOTED OTHERWISE.

1. REFER TO ARCHITECTURAL DEMOLITION PLANS FOR DEMOLITION SCOPE OF WORK AREA. REFER TO MECHANICAL DRAWINGS FOR ADDITIONAL DEMOLITION SCOPE OF WORK.
2. COMPLETELY DEMOLISH ALL ELECTRICAL DEVICES WITHIN DEMOLITION AREA, UNLESS NOTED OR INDICATED OTHERWISE. DEMOLITION SHALL INCLUDE BUT NOT BE LIMITED TO WIRING DEVICES, OUTLET BOXES, PULL BOXES, LIGHTING FIXTURES AND SWITCHES, WIRING AND CONDUIT, ETC.
3. IN GENERAL, ONLY EXISTING ITEMS TO BE RELOCATED ARE INDICATED ON THE DRAWINGS. PANELBOARDS TO BE REMOVED ARE INDICATED FOR INFORMATIONAL PURPOSES, BUT THE DRAWINGS ARE NOT INTENDED TO INDICATE ALL ITEMS TO BE REMOVED.
4. EXISTING FIRE ALARM SYSTEM SHALL REMAIN, EXCEPT WHERE SYSTEM COMPONENTS ARE LOCATED IN WALLS TO BE REMOVED. WHERE WALLS ARE TO BE REMOVED, REMOVE AND RELOCATE EXISTING FIRE ALARM COMPONENTS AS INDICATED AND AS REQUIRED.
5. DISCONNECT AND REMOVE ALL WIRING FOR EQUIPMENT TO BE REMOVED BACK TO THE POINT OF CONNECTION. NOTHING SHALL BE ABANDONED IN PLACE.
6. VERIFY ALL EXISTING SOURCES OF POWER TO EQUIPMENT PRIOR TO FINAL REMOVAL.
7. COORDINATE ALL SHUTDOWN PROCEDURES WITH THE OWNER PRIOR TO DISCONNECTING ANY CIRCUITS.
8. PROVIDE BLANK COVER PLATES FOR REMOVED POWER AND COMMUNICATIONS OUTLETS IN EXISTING WALLS TO REMAIN.
9. WHERE DEMOLITION IMPACTS WIRING TO EXISTING ITEMS TO REMAIN, PROVIDE WIRING AND CONNECTIONS AS REQUIRED TO RE-FEED ITEMS TO REMAIN.
10. THE WORK INCLUDES DISPOSAL OF ALL REMOVED ELECTRICAL ITEMS INCLUDING BALLASTS, LAMPS. LEGALLY DISPOSE OF ALL HAZARDOUS MATERIALS.
11. THE WORK SHALL BE COMPLETED IN PHASES. PHASE 1 SHALL BE COMPLETED AND OCCUPIED BY THE OWNER BEFORE PHASE 2 WORK BEGINS. PROVIDE PHASING PROVISIONS INCLUDING BUT NOT LIMITED TO TEMPORARY WIRING, CONNECTIONS, AND COMPONENTS AS REQUIRED TO ACCOMMODATE THE PROJECT PHASING. REFER TO ARCHITECTURAL DRAWINGS FOR THE PHASING PLAN.

A1	ELECTRICAL DEMOLITION PLAN - BASEMENT	A9	DEMOLITION GENERAL NOTES
1/4" = 1'-0"			