

PROJECT DESCRIPTION

THE PROJECT CONSISTS OF A NEW ENTRANCE CANOPY FOR THE EXISTING HOTEL.

- APPLICABLE BUILDING CODES:
- 2009 INTERNATIONAL BUILDING CODE WITH MUBEC AMENDMENTS (ADOPTED CHAPTERS 1-10, 12-27, 31-35)
 - 2009 INTERNATIONAL EXISTING BUILDING CODE WITH MUBEC AMENDMENTS
 - 2009 INTERNATIONAL ENERGY CONSERVATION CODE WITH MUBEC AMENDMENTS
 - NFPA 54 NATIONAL FUEL GAS CODE: FIRE SAFETY CODES (ADOPTED PURSUANT TO TITLE 25 M.R.S. §§ 2452 AND 2465)
 - MAINE STATE PLUMBING CODE (ADOPTED PURSUANT TO TITLE 32 M.R.S. § 3404-B)
 - 2009 NFPA 1 (ADOPTED PURSUANT TO TITLE M.R.S. 25 §§ 2452 AND 2465)
 - 2009 NFPA 101
 - 2010 ADA STANDARDS FOR ACCESSIBLE DESIGN

ABBREVIATIONS

ACQUST	ACOUSTICAL
ACC	ACCESSIBLE
ACT	ACOUSTIC CEILING TILE
ADJ	ADJUSTABLE
AF	ABOVE FINISHED FLOOR
ALUM	ALUMINUM
ANOD	ANODIZED
ARCH	ARCHITECT (URAL)
AUTO	AUTOMATIC
AAC	AUTOCLAVED AERATED CONCRETE
BD	BOARD
BLDG	BUILDING
BLKG	BLOCKING
BRG	BEARING
CFCI	CONTRACTOR FURNISHED CONTRACTOR INSTALLED
CJ	CONTROL JOINT
CL	CENTER LINE
CLG	CLOSET
CLO	CLEAR(ANCE)
CLR	CONCRETE MASONRY UNIT
CMU	CONCRETE
COL	CONCRETE CONSTRUCTION
CONC	CONTINUE/CONTINUOUS
CONST	CARPET
CONT	CERAMIC TILE
CPT	CENTER
CT	DOUBLE
CTR	DIAMETER
DBL	DIMENSION
DIA	DOWN SPOUT
DIM	DETAIL
DS	DRAWING
DTL	EAST
DWG	EACH
E	EXPANSION JOINT
EA	ELECTRIC(AL)
EJ	ELEVATION
ELEC	EQUAL
ELEV	EQUIPMENT
EQ	ELECTRIC WATER COOLER
EQUIP	EXTERIOR OR EXTENDED
EWC	FLOOR DRAIN, REF: PLUMBING FOR SIZE AND TYPE
EXT	FIRE EXTINGUISHER
FD	FIRE EXTINGUISHER CABINET
FE	FINISH
FEC	FURNITURE, FIXTURE & EQUIPMENT
FEN	FLOOR(ING)
FL	FOOT
FT	FIRE RATED
FR	FIRE RESISTANT TREATED WOOD
FRT	GUAGE
GA	GALVANIZED
GALV	GALVANIZED IRON
GI	GLASS FIBER REINFORCED CONCRETE
GFRG	GUEST
GSST	GYPSTUM WALL BOARD
GWB	GYPSTUM
GYP	HOSE BIB
HB	HOLLOW CORE
HC	HEAD HEIGHT
HH	HOLLOW METAL
HM	HOUR
HR	HEIGHT
HT	HEAT/VENT/AIR CONDITION
HVAC	INSIDE DIAMETER
ID	INCLUDE(D)
INCL	INSULATION
INSUL	INTERIOR
INT	JOINT
JT	KNOCK DOWN
KD	KICK PLATE
KP	LAMINATE
LAM	LAVATORY
LAV	LEFT HAND
LH	LEFT HAND REVERSE BEVEL
LHRB	MASONRY
MAS	MATERIAL
MAT	MAXIMUM
MAX	MEDIUM DENSITY OVERLAY
MDO	MECHANICAL
MECH	MANUFACTURER
MFG	MINIMUM
MFG	MISCELLANEOUS
MIN	MASONRY OPENING
MISC	METAL
MO	NORTH
MTL	NOT APPLICABLE
N	NOT IN CONTRACT
NA	NOT TO SCALE
NIC	ON CENTER
NTS	OUTSIDE DIAMETER
OC	OWNER FURNISHED CONTRACTOR INSTALLED
OD	OWNER FURNISHED OWNER INSTALLED
OFCI	OPENING
OFPI	OPPOSITE
OPG	PARTITION
OPP	PAINT
PART	POUNDS/SQUARE INCH
PNT	POLYVINYL CHLORIDE
PNT	RADIUS
PSI	ROOF DRAIN
PVC	REF
R	REFR
RD	REFR
REF	REFRIGERATOR
REFR	REINFORCE
REIN	REINFORCE
REQ	REQUIRED
REQ	RIGHT HAND
RH	RIGHT HAND REVERSE BEVEL
RHRB	ROOM
RM	ROUGH OPENING
RO	RIGHT OF WAY
ROW	ROD & SHELF
R&S	SOUTH
S	SOLID CORE WOOD
SCW	SCHEDULE
SCHED	SECTION
SECT	SHEET
SHT	SIMILAR
SIM	SPECIFICATION
SPEC	SQUARE
SQ	STAINLESS STEEL
SS	STANDARD
STD	STEEL
STL	STORAGE
STO	STRUCTURAL
STRUC	SUSPENDED
SUSP	SYMMETRICAL
SUSP	SYSTEM
SYM	TELEPHONE
SY	TONGUE & GROOVE
SY	TOP OF CURB
TELE	TOILET
T&G	TOP OF PAVEMENT
TC	TELEVISION
TLT	TYPICAL
TP	UNLESS NOTED OTHERWISE
TV	VINYL COMPOSITION TILE
TYP	VINYL WALL COVERING
UNO	WEST
VCT	WITH
VWC	WOOD CLOSET
W	WOOD
WC	WIRE MOLD BASE, REF: ELECT.
WD	WITHOUT
WM	WATER
WO	WATER
WTR	WELDED WIRE FABRIC
WWF	

INDEX OF DRAWINGS

- GENERAL:
- COVER
 - G-001 GENERAL INFORMATION
 - G-002 GENERAL ACCESSIBILITY GUIDELINES
 - G-003 GENERAL ACCESSIBILITY GUIDELINES

- ARCHITECTURAL:
- A-302 PORTE-COCHERE PLANS & ELEVATIONS
 - A-303 PORTE-COCHERE DETAILS & 3D VIEW
 - A-304 ADA RAMP RAILING & DETAILS

- STRUCTURAL:
- S-000 GENERAL NOTES
 - S-001 GENERAL NOTES
 - S-002 STATEMENT OF SPECIAL INSPECTIONS

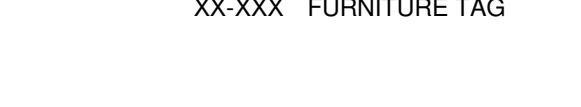
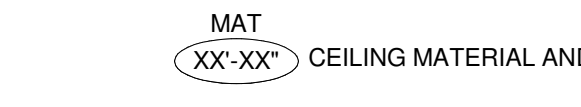
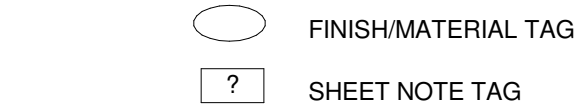
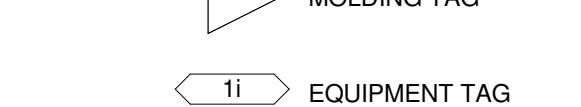
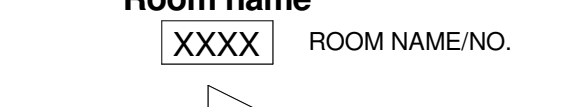
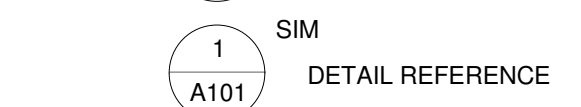
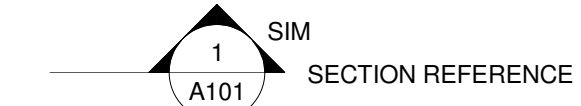
- SD-101 FIRST FLOOR DEMOLITION PLAN

- S-100 FIRST FLOOR FRAMING PLAN
- S-101 SECOND FLOOR FRAMING PLAN
- S-102 ROOF FRAMING PLAN

- S-501 DETAILS
- S-502 DETAILS
- S-503 CANOPY DETAILS

- ELECTRICAL:
- E1.4 CANOPY LIGHTING PLAN
 - E1.5 ENTRANCE BOLLARD LIGHTING PLAN

SYMBOLS LEGEND



Project:

PORTLAND, ME LQ #2049 RENOVATION

340 Park Avenue, Portland, ME 04102

Project Owner:

LQ MANAGEMENT, LLC

909 HIDDEN RIDGE, SUITE 600 IRVING, TEXAS 75038

Architect:

Professional Corporation

BMA Architectural Group
Architects ■ Designers ■ Planners

12 Middle Street
Amherst, New Hampshire 03031
TEL 603 673 1991 FAX 603 672 1385
www.bmaworld.com

Seal:

BMA COPYRIGHT:

These plans are copyrighted and are subject to copyright protection as an "architectural work" under Sec. 102 of the Copyright Act, 17 U.S.O. as amended December 1990 and known as Architectural Works Copyright Protection Act of 1990. The protection includes but is not limited to the overall form as well as the arrangement and composition of spaces and elements of the design. Under such protection, unauthorized use of these plans, work or home represented, can legally result in the cessation of construction or buildings being seized and/or monetary compensation to BMA, P.C.

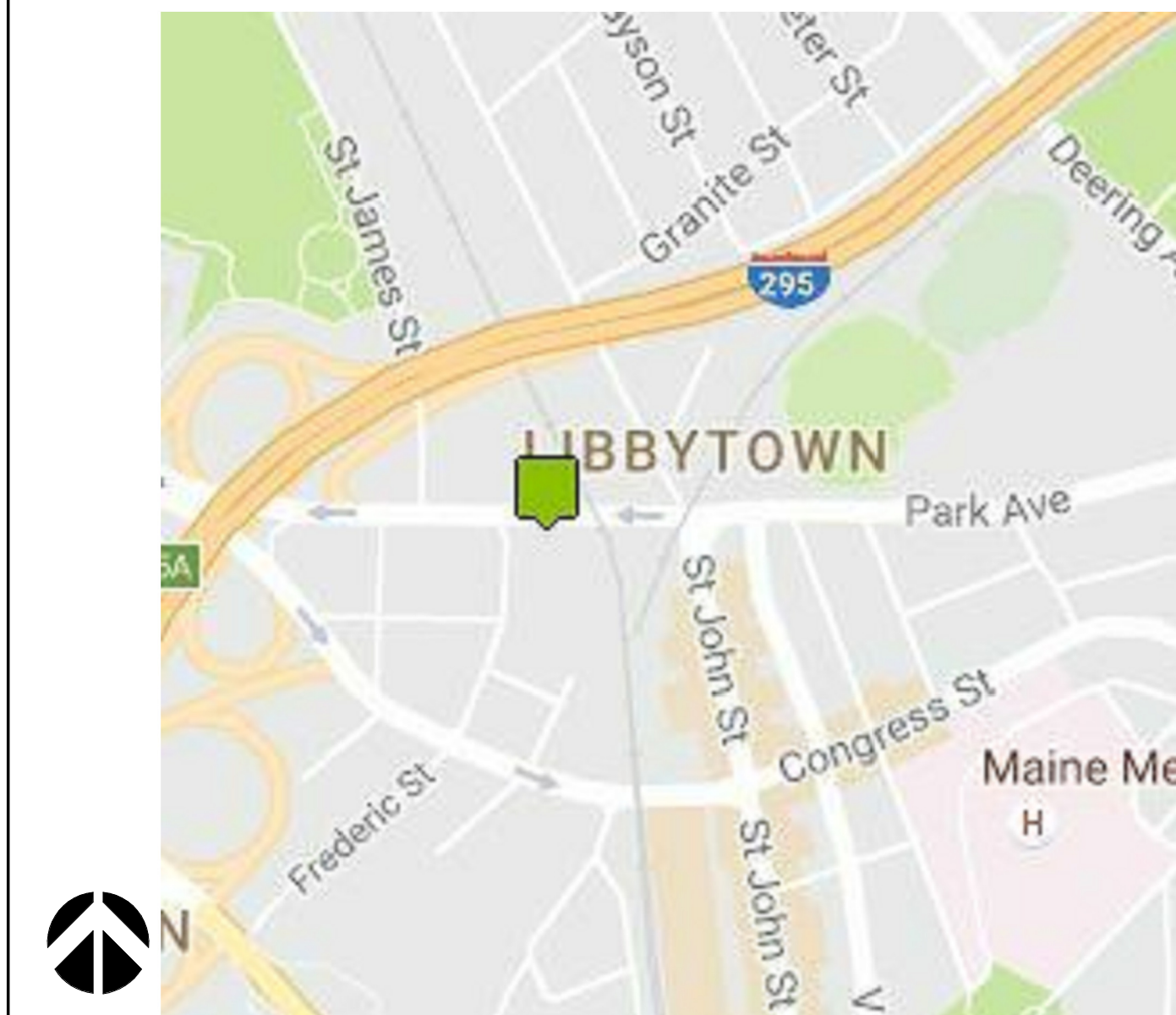
MATERIALS LEGEND

	EARTH		BATT INSULATION
	GYP. BOARD/PLASTER		RIGID INSULATION
	CONCRETE		PLYWOOD
	CONCRETE BLOCK		WOOD FRAME CONT.
	STEEL		WOOD BLOCKING

GENERAL NOTES

- ALL WORK TO COMPLY WITH ALL LOCAL AND STATE CODES, CURRENT EDITION.
- ALL FURNISHINGS BY OWNER UNLESS NOTED ON DRAWINGS OR SPECIFICATIONS.
- CONTRACTOR TO PROTECT ALL EXISTING AREAS BEYOND LIMIT OF WORK AS REQUIRED.
- CONTRACTOR TO FIELD VERIFY ALL DIMENSIONS.
- ALL SPECIFIED ITEMS SHALL BE INSTALLED PER WRITTEN INSTRUCTIONS BY THE SPECIFIED MANUFACTURER.
- PERFORM DEMOLITION WORK AS REQUIRED TO ACCOMMODATE NEW CONSTRUCTION. CONTRACTOR SHALL VERIFY THAT ALL REMOVED COMPONENTS ARE NOT STRUCTURAL.
- NOTIFY ARCHITECT IN CASE OF DISCREPANCY BEFORE PROCEEDING WITH WORK.
- REMOVE INTERIOR FINISHES AS REQUIRED TO ACCOMMODATE NEW WORK.
- ALL SITE, LANDSCAPING, MECHANICAL, PLUMBING, ELECTRICAL AND FIRE PROTECTION WORK TO BE COMPLETED ON A DESIGN/BUILD BASIS.
- ALL WOOD IN CONTACT WITH CONCRETE OR STEEL TO BE PRESSURE TREATED.
- ALL FABRICS AND FINISHES SHALL MEET THE FLAME SPREAD REQUIREMENTS, CERTIFICATION OF FLAMESPREAD SHALL BE SUBMITTED TO ARCHITECT FOR APPROVAL.
- FINISHES INDICATED AS 'MATCH EXISTING' ARE TO MATCH IN COLOR, TEXTURE, MANUFACTURER AND SIZE.
- MAINTAIN RATINGS OF ALL FIRE-RATED ASSEMBLIES.
- ALL DIMENSIONS ARE FROM FACE OF FOUNDATION WALL, FACE OF CONCRETE BLOCK, FACE OF EXTERIOR SHEATHING, AND CENTERLINE OF PARTITIONS UNLESS NOTED OTHERWISE ON DRAWINGS.

LOCATION MAP



REVISIONS

Job Number:	3039
Drawn By:	Author
Checked By:	RKB
Phase:	CANOPY DOCUMENTS

Drawing Title:

GENERAL INFORMATION

SHEET NUMBER:

G-001

DATE: 30 JUNE, 2017