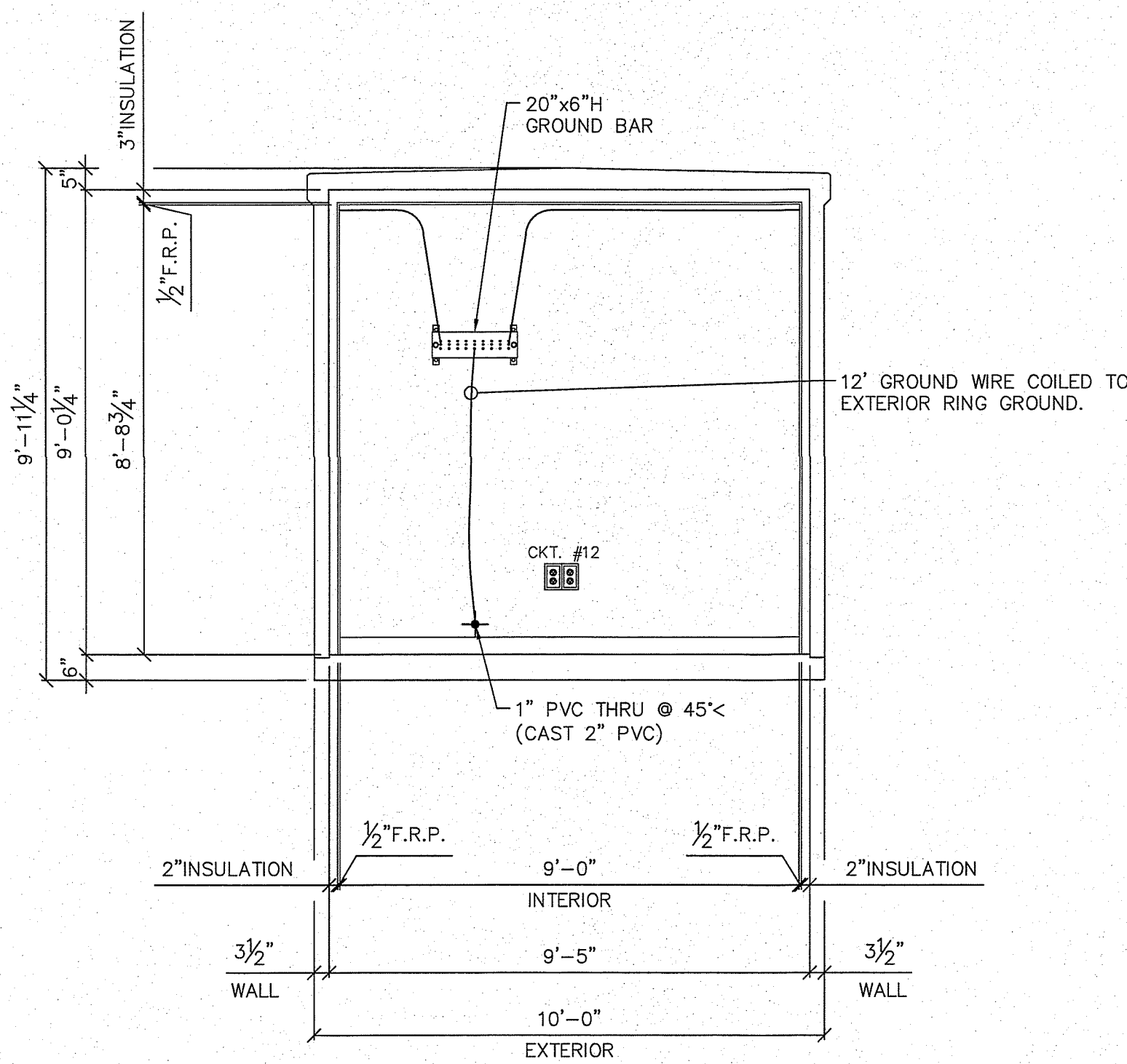
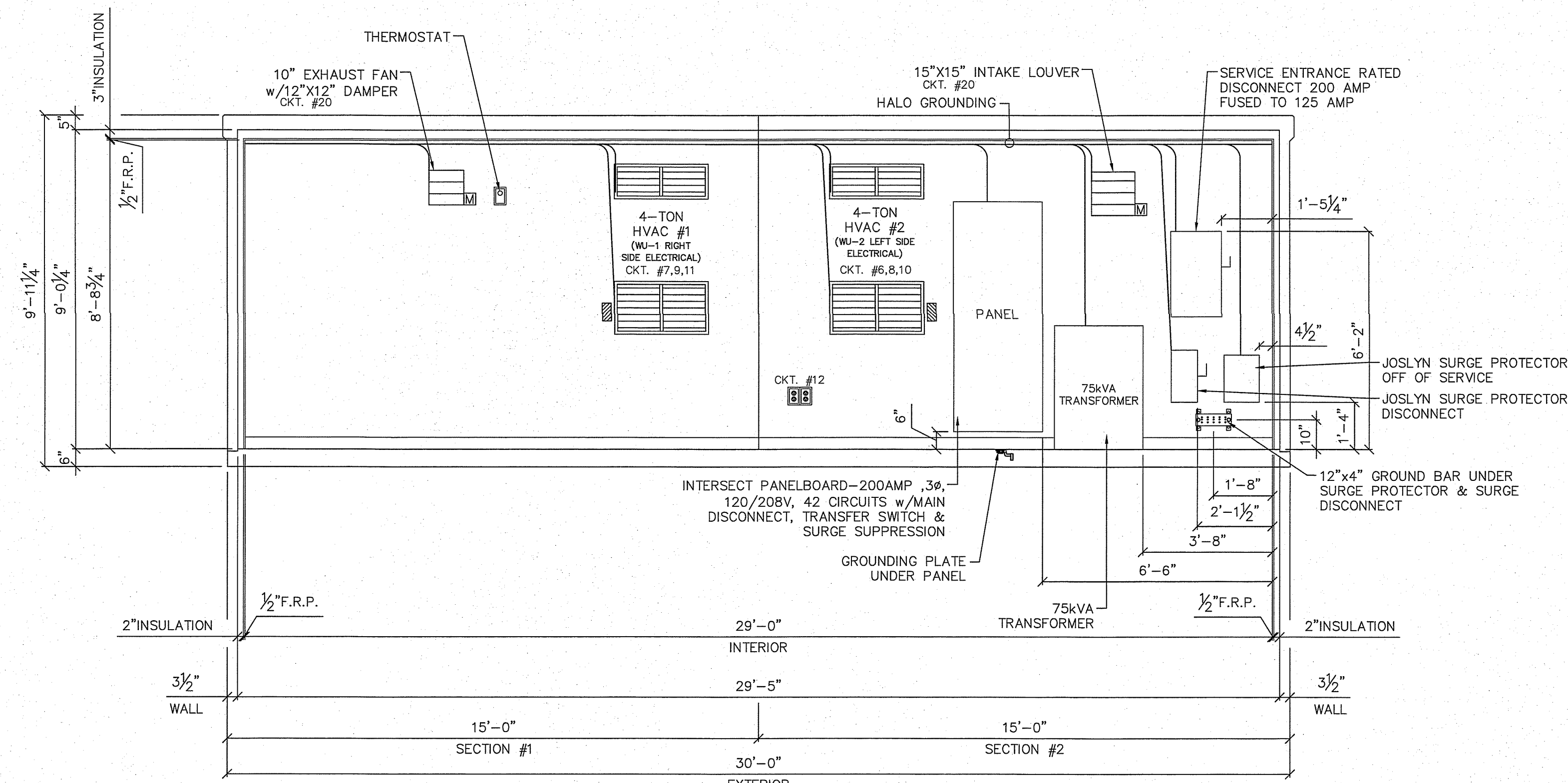


GENERAL NOTES:

1. CONCRETE COMPRESSIVE STRENGTH: **5,000 PSI @ 28 DAYS.**
2. STRUCTURAL SHALL BE WET CAST USING A SELF COMPACTING CONCRETE MIX. SALT WATER INHIBITOR ADDED TO CONCRETE.
3. REINFORCING STEEL DEFORMED BARS CONFORM TO LATEST ASTM SPECIFICATION A706, GRADE 60, 1/2" MINIMUM COVER, U.N.O.
4. THE SUPPORTING BASE FOR THE BUILDING AND ALL CONCRETE PADS OUTSIDE OF THE BUILDING ARE THE RESPONSIBILITY OF THE SITE CONTRACTOR BY OTHERS.
5. FLOOR HOLES WILL BE VERIFIED IN THE FIELD AND CORED AT A LATER DATE.



(F) INTERIOR ELEVATION
3/8" = 1'-0"

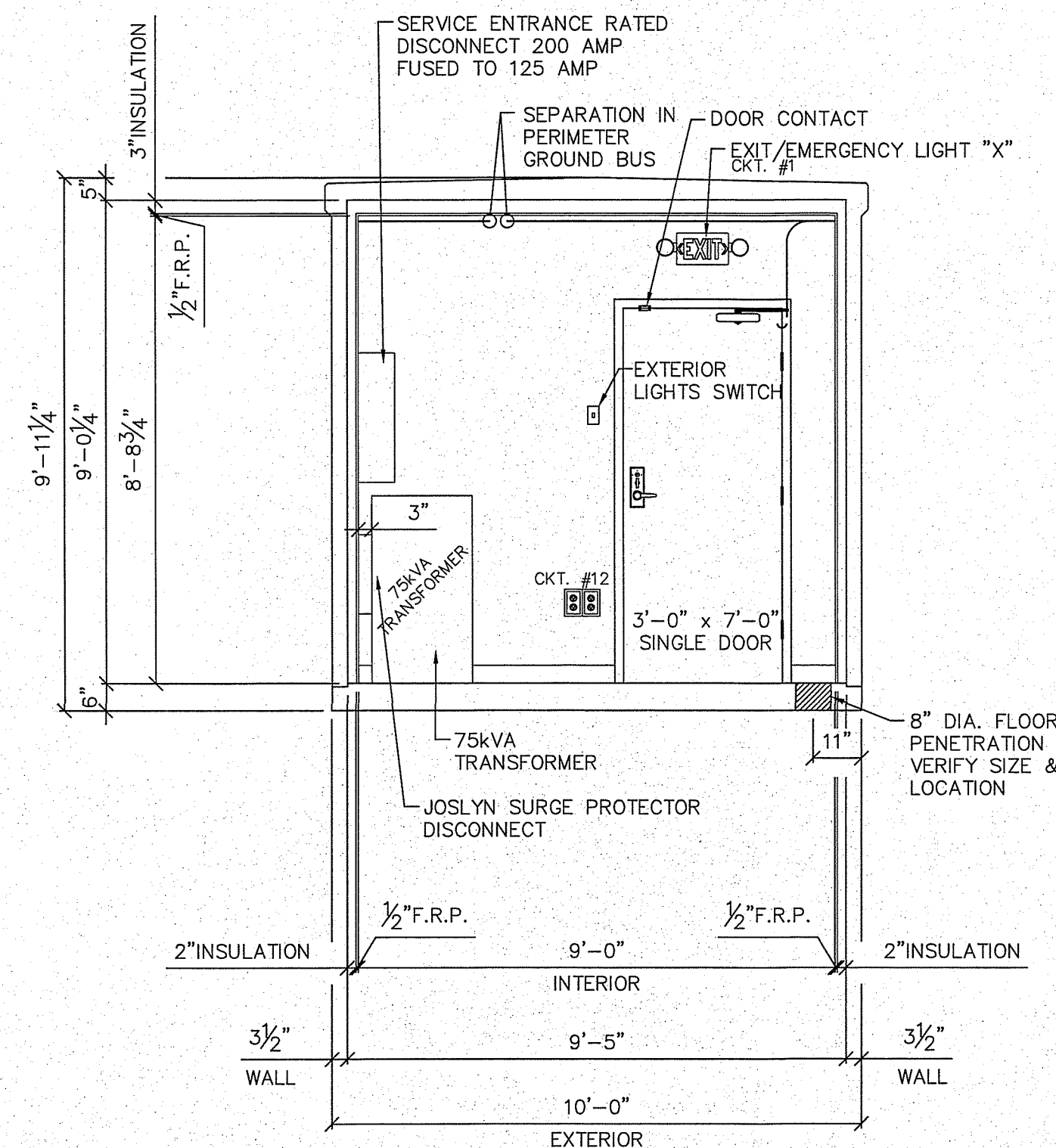


(G) INTERIOR ELEVATION
3/8" = 1'-0"

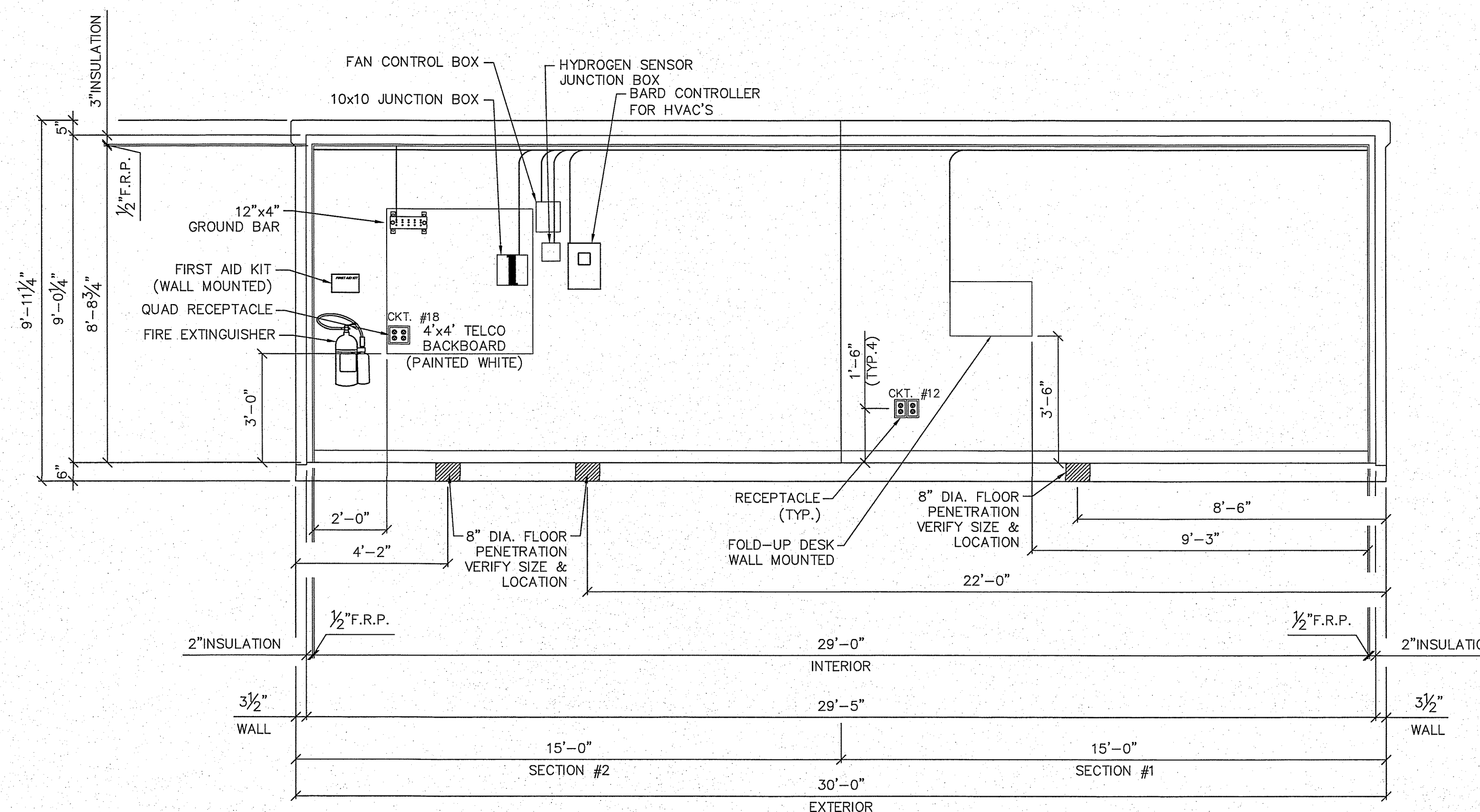
BUILDING EXTERIOR FINISH SCHEDULE		
AREA	COATING TYPE	COLOR
ROOF	EPDM RUBBER ROOFING	BLACK
BUILDING EXTERIOR WALLS	FLUTED FINISH WITH (1) COAT OF THOROSEAL FOLLOWED BY (2) COATS OF THOROCOAT	NATURAL SUEDE 431M
BUILDING INTERIOR CEILING	(1) LAYER OF 3" INSULATION WITH (1) LAYER OF 1/2" PLYWOOD W/CLASS "A" FRP	WHITE
BUILDING INTERIOR WALLS	(1) LAYER OF 2" INSULATION WITH (1) LAYER OF 1/2" PLYWOOD W/CLASS "A" FRP	WHITE
FLOOR	FLOOR TILE WITH COVE BASE (WHITE)	CLASSIC WHITE
DOOR & FRAME	(2) COATS OF SHERWIN WILLIAMS SHER-CRYL HPA	UMBRA SW4008
BUILDING SEALANT/CAULK	DYMONIC	LIMESTONE

LIGHTING SCHEDULE			
LIGHT #	DESCRIPTION	MFG.	MODEL
A	Interior Lights	Lithonia	WL-4-40L-EZB-LP835
AE	Interior Lights w/Battery Backup Emergency Ballast	Lithonia	WL-4-40L-EZB-LP835
B	Exterior Light	Lithonia	VG03C-25LED-MVOLT-DBBT
C	Exterior Lights	Lithonia	ASWLED-42C-350-40K-SR3-MVOLT-DMG
X	Exit Emergency Light	Lithonia	LHQMPW3R

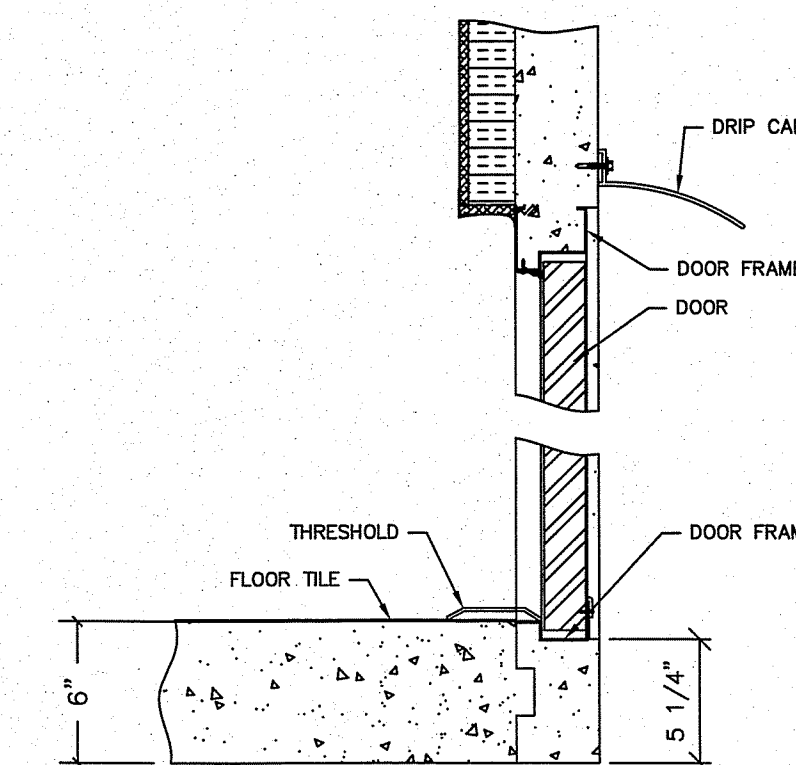
* (X) SPECIAL PURPOSE OUTLET



(H) INTERIOR ELEVATION
3/8" = 1'-0"



(I) INTERIOR ELEVATION
3/8" = 1'-0"



TYPICAL DOOR JAMB DETAIL
(N.T.S.)



ISSUE LOG		
NUMBER	DATE	DESCRIPTION
4		
3		
2	11/14/17	REVISED PER CUSOTMER REQUEST
1	11/10/17	REVISED PER CUSOTMER REQUEST

UNITED
CONCRETE PRODUCTS
UNITED CONCRETE PRODUCTS INC.
173 Church Street Yalesville, CT 06492
(800) 234-3119 Fax: (203) 265-4941

CUSTOMER: AHEARN HOLTZMAN, INC.
JOB NAME: AT&T TELECOMMUNICATIONS HUT
JOB LOCATION: PORTLAND, ME
DWG TITLE: M1030 BLDG INTERIOR ELEVATIONS
DRAWN BY: JPR DATE: 10/27/17
JOB NO: 9418 SCALE: 3/8" = 1'-0" DRAWING NO: S-2