MECHANICAL - PLUMBING LEGEND

- INDICATES FLAG NOTE
- FULL RADIUS ELBOW
- CONCENTRIC REDUCER
- ECCENTRIC REDUCER
- FIRE DAMPER (PROVIDE ACCESS DOOR)
- SMOKE DAMPER (PROVIDE ACCESS DOOR)
- COMBINATION FIRE/SMOKE DAMPER (PROVIDE ACCESS DOOR)
- MANUAL VOLUME DAMPER
- 45° ENTRY TAKEOFF FITTING
- MITERED ELBOW W/TURNING VANES
- DUCT SMOKE DETECTOR
- INSULATED FLEX DUCT W/DAMPERED ROUND TAKEOFF FITTING WITH SCOOP
- 24x12 — DUCT SIZE IN INCHES (CLEAR INSIDE DIMENSIONS)
- RECTANGULAR-TO-ROUND (OR OVAL) TRANSITION
- 90° BRANCH FITTINGS
- 45° BRANCH FITTINGS
- CONCENTRIC REDUCER
- ELBOW DOWN
- EXISTING
- NEW DUCT
- COLD WATER (CW)
- HOT WATER (HW)
- DRAIN/WASTE (D)
- VENT (V)
- NATURAL GAS (NG)
- STORM WATER (ST)
- SUPPLY AIR DEVICE
- RETURN/EXHAUST AIR DEVICE
- SUPPLY AIR DUCT, UP, DOWN
- RETURN/EXHAUST DUCT UP, DOWN
- AIR PATTERN (3-WAY SHOWN, ASSUME 4-WAY IF NOT OTHERWISE INDICATED)
- CONCENTRIC DIFFUSER
- BALL VALVE
- BUTTERFLY VALVE
- GATE VALVE
- PLUG VALVE
- STRAINER WITH BLOWDOWN VALVE
- UNION
- GAS METER
- WATER METER
- DROP IN PIPE
- RISE IN PIPE
- CONNECT TO EXISTING
- A-10 / 400 — AIR DEVICE CALLOUT - NECK SIZE AND CFM
- EF / 1 — EQUIPMENT NUMBER TAG
- T — ROOM THERMOSTAT WITH ASSOCIATED EQUIPMENT NUMBER (5'± AFF)
- TS — ROOM SENSOR WITH ASSOCIATED EQUIPMENT NUMBER (7'± AFF)

AC	AIR CONDITIONER
AFF	ABOVE FINISHED FLOOR
BFP	BACKFLOW PREVENTER
CD	COIL CONDENSATE DRAIN
CU	CONDENSING UNIT OR COPPER
ECO	EXTERIOR CLEANOUT
EDH	ELECTRIC DUCT HEATER
EWC	ELECTRIC WATER COOLER
FCO	FLOOR CLEANOUT
EF	EXHAUST FAN
FD	FLOOR DRAIN
GALV	GALVANIZED
H	HEATER
HB	HOSE BIBB
LAV	LAV
LP	LIQUID PROPANE
MBH	BRITISH THERMAL UNIT PER HOUR X 100
MECH	MECHANICAL
NG	NATURAL GAS
NIC	NOT IN CONTRACT
NTS	NOT TO SCALE
OA	OUTSIDE AIR
RA	RETURN AIR
REF	REFRIGERANT
SNK	SINK
SA	SUPPLY AIR
SS	SANITARY SEWER
TP	TRAP PRIMER
TYP	TYPICAL
UH	UNIT HEATER
UNO	UNLESS NOTED OTHERWISE
UR	URINAL
VTR	VENT THRU ROOF
WC	WATER CLOSET
WCO	WALL CLEANOUT
WC	WATER COLUMN
WH	WATER HEATER

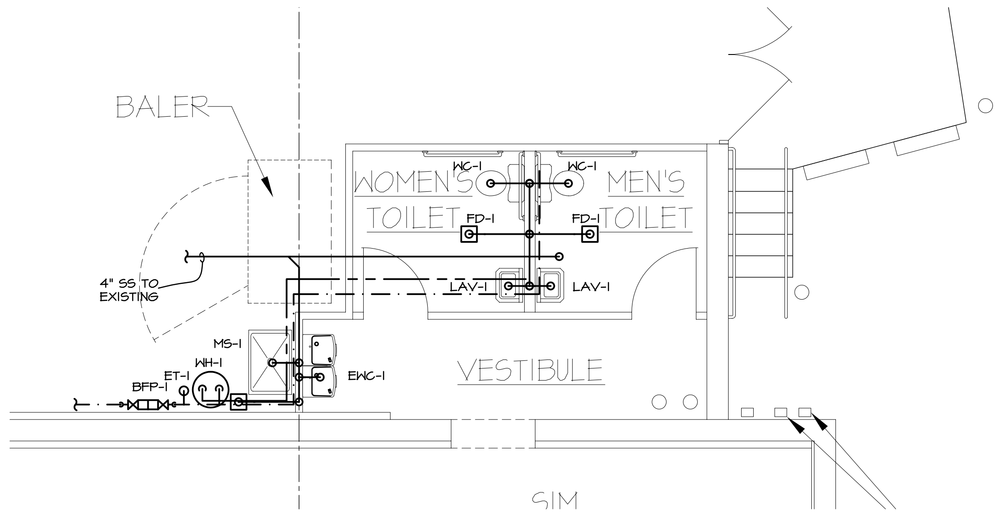

PARTIAL PLUMBING PLAN

SCALE: 1/4"=1'-0"

NORTH

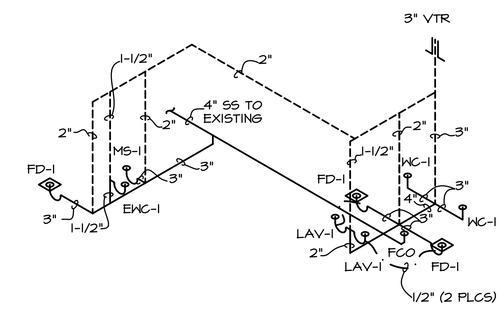

DWV PIPING ISOMETRIC

NTS

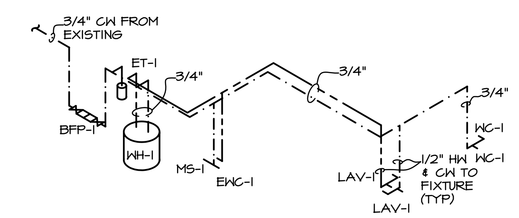

CW & HW PIPING ISOMETRIC

NTS

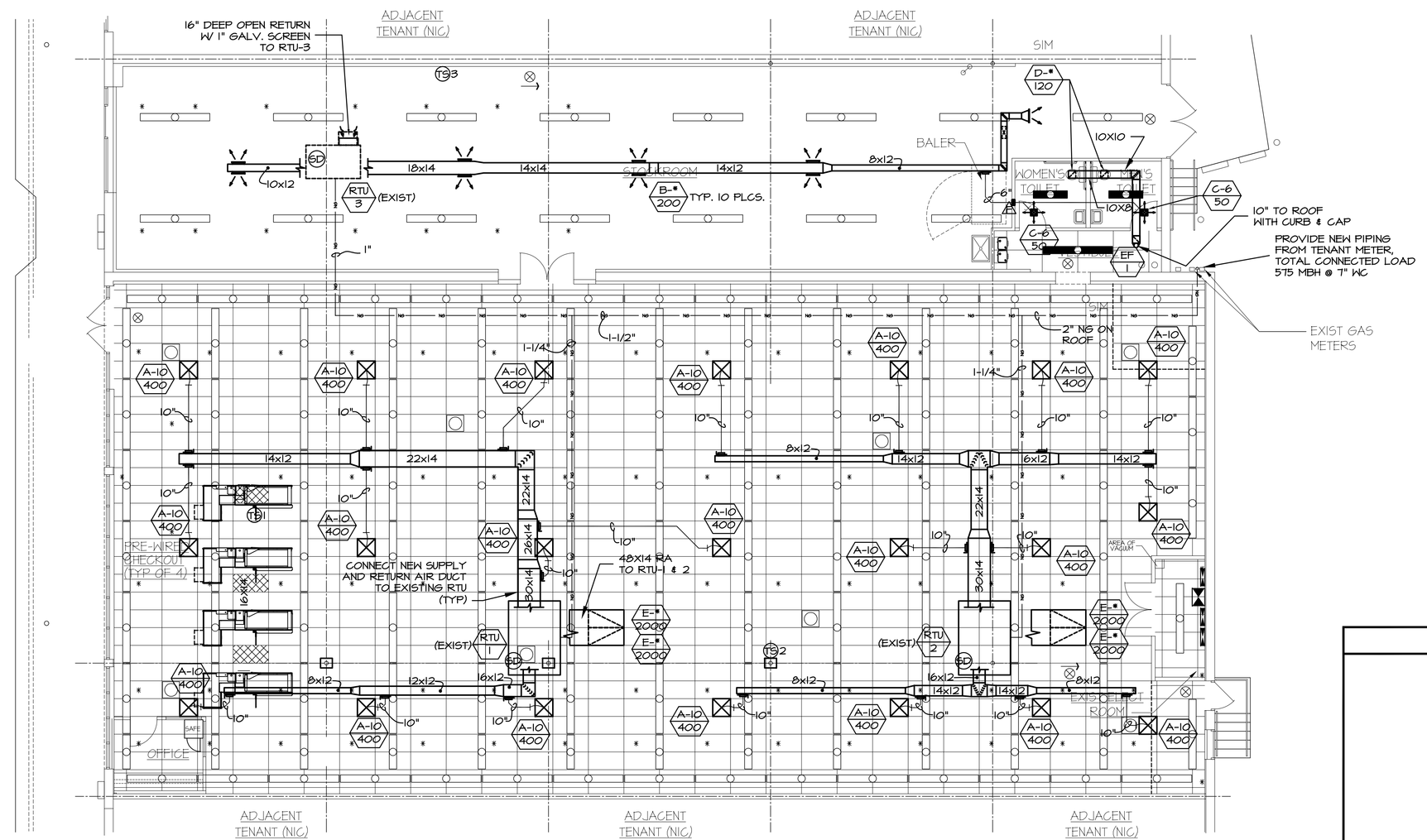

HVAC PLAN

SCALE: 1/8"=1'-0"

NORTH

NOTE:
SPRINKLER SYSTEM IS EXISTING WITHIN TENANT SPACE.
SPRINKLER PIPING SHALL BE MODIFIED TO ACCOMMODATE NEW TENANT LAYOUT IN ACCORDANCE WITH NFPA & LANDLORD REQUIREMENTS.

RESPONSIBILITY CHART

	EXISTING AND/OR BY LANDLORD'S CONTRACTOR	BY TENANT'S CONTRACTOR	PROVIDED BY TENANT FOR TENANT'S CONTRACTOR INSTALLATION	SUPPLIED AND INSTALLED BY TENANT'S VENDOR	COMMENTS
HVAC UNITS	●				MODIFICATIONS BY TENANT'S CONTRACTOR
HVAC ROOF CURBS	●				
NOVAR CONTROLS			●		
DUCTWORK & AIR DEVICES		●			
WATER HEATER		●			
WATER COOLER		●			
SERVICE SINK		●			
WATER CLOSETS		●			
LAVATORIES		●			
SPRINKLER MODIFICATION (SEE NOTES)	●				MODIFICATIONS BY TENANT'S CONTRACTOR

Oliver-Rhoads & Associates, Inc.
Consulting Engineers
252 Roosevelt Park Drive, Fullerton, IN 47306
Office: (317) 845-2338 Fax: (317) 845-2338
eMail: design@oliver-rhoads.com

mark	date	by	description
revisions			

date	4/23/04
project	6298/04
designed	TNL
drawn	TNL
checked	BDO

Cedergquist Rodriguez Ripley PC
129 W Virginia Beach Blvd
Norfolk, VA 23510
PH (757) 622-2828
FAX (757) 622-6883

STATE OF MAINE — REGISTERED PROFESSIONAL ENGINEER — 10/23/04

project: DOLLAR TREE
UNION STATION PLAZA DEAL #3813
PORTLAND, MAINE

drawing: HVAC & PLUMBING PLAN & ISOMETRICS

sheet MP-1

of