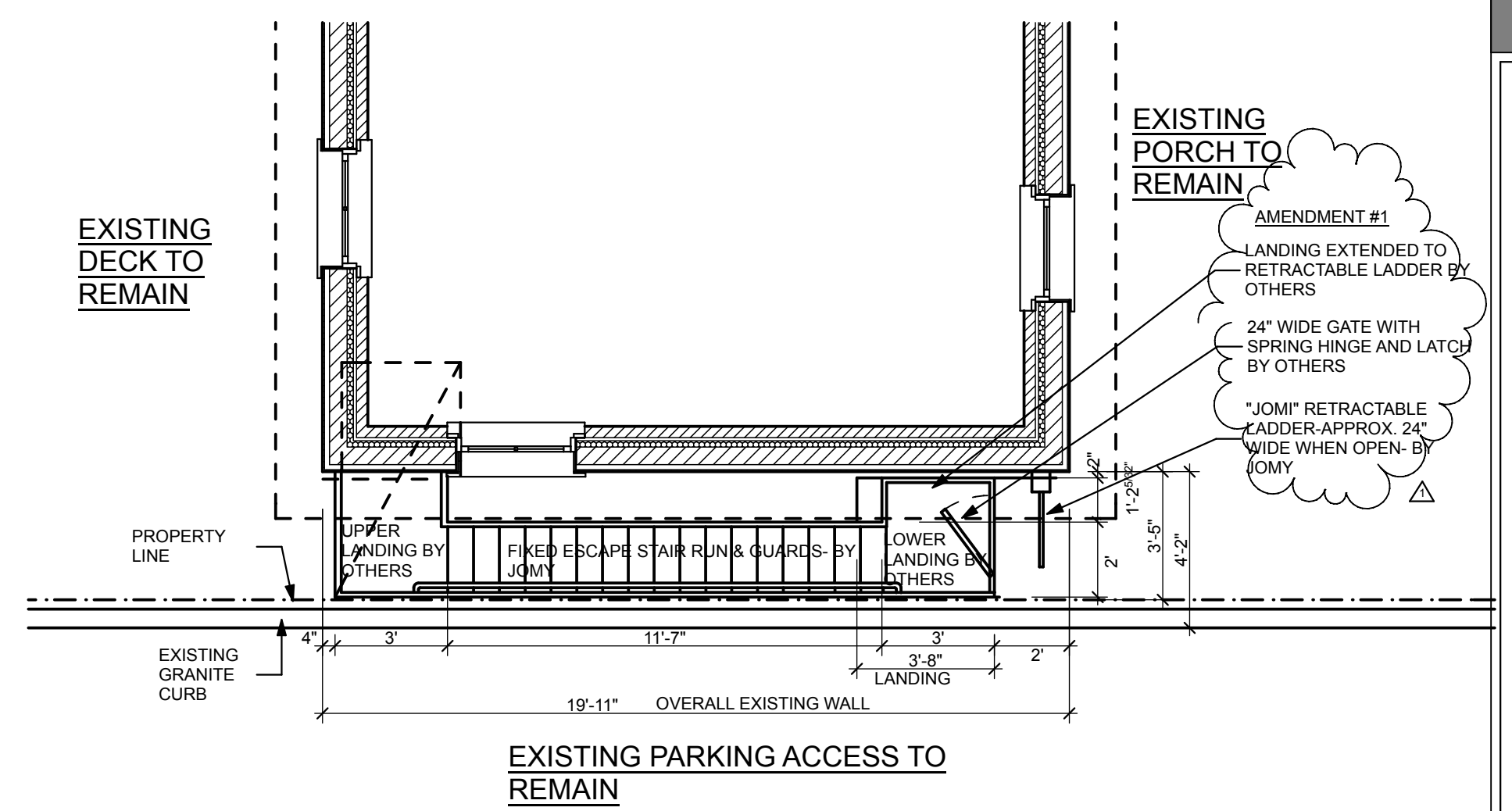


2 SOUTH ELEVATION
SCALE: 1/4" = 1'-0"



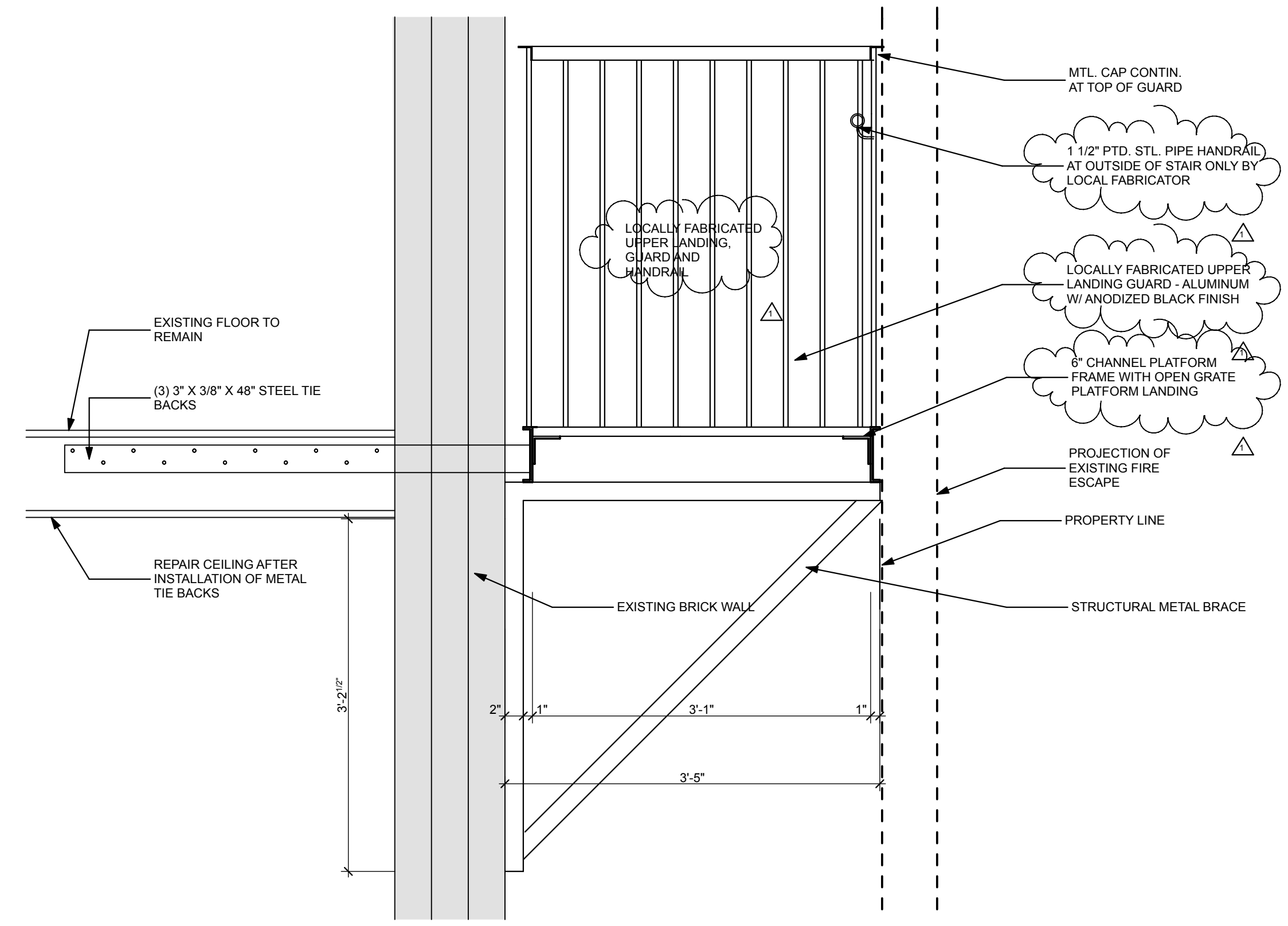
1 PLAN
SCALE: 1/4" = 1'-0"

- GENERAL NOTES-**
- AFTER PERMIT APPROVAL A FABRICATION SHOP DRAWING WILL BE PREPARED PRIOR TO CONSTRUCTION AND SUBMITTED TO THE CITY.
 - ALL SURFACES OF MTL. STAIR TO BE PREPARED, PRIMED AND PAINTED BLACK.
 - EXISTING THIRD FLOOR ROOF DECK AND RAILS TO REMAIN. FUTURE REPLACEMENT RAIL SYSTEM TO BE WHITE IN COLOR.
 - THE NEAL ST. COVERED PORCH WILL BE PAINTED TO MATCH THE BUILDINGS TRIM WHEN NEXT MAINTAINED.

NFPA 101 2009 - REPLACEMENT FIRE ESCAPE COMPLIANCE SERVING 10 OR FEWER OCCUPANTS


- MIN. WIDTH 22" CLEAR BETWEEN RAILS. 23" CLEAR AS PROPOSED.
- MIN. HORIZ. DIMENSION OF ANY PLATFORM 22". MIN. PROPOSED PLATFORM IS 36" X 28"
- MAX. RISER HEIGHT 9". PROPOSED RISER HEIGHT 8" TYP.
- MIN TREAD 10". PROPOSED TREAD 10"
- TREAD SOLID W/ 1/2" DIA. PERFS ALLOWED. PROPOSED TREAD SOLID WITH 1/2" DIA. PERFS.
- WINDERS. N.A. NO WINDERS.
- SPIRAL STAIR. N.A. NO SPIRAL STAIR.
- MAX. 12' BETWEEN LANDINGS. 13' 11 1/4" AS DESIGNED FOR EXISTING CONDITION.
- MIN. HEADROOM 6'-8". HEADROOM IN EXCESS OF 10' AS DESIGNED
- ACCESS TO ESCAPE- DOOR OR WINDOW. N.A. - ACCESS VIA OPEN ROOF DECK.
- LEVEL OF ACCESS OPENING NOT OVER 12" WITHOUT STEPS. N.A. ACCESS VIA STEPS FROM ROOFTOP DECK.
- DISCHARGE TO FINISH GROUND LEVEL. PROVIDED VIA "JOMY" RETRACTABLE LADDER
- CAPACITY- 1/2" PER PERSON VIA DOOR. STAIR SERVES FOUR PERSONS IN TWO CONDOMINIUMS

3 DETAIL @ UPPER LANDING
SCALE: 1" = 1'-0"

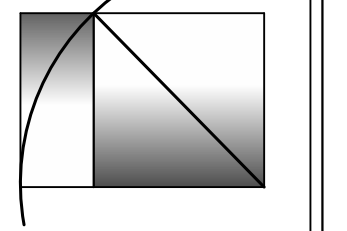


4 BOTTOM LANDING DTL.
SCALE: 1" = 1'-0"

REPLACEMENT FIRE ESCAPE
PORTLAND, MAINE
143 PINE STREET



WHIPPLE CALLENDER ARCHITECTS



136 PLEASANT AVE.
PORTLAND, ME 04103
P 207.775.3696
F 207.775.3631
www.whipplecallender.com

DESCRIPTION	AMENDMENT #1
DATE	12.11.16
MARK	1
DATE:	PERMIT SUBMITTAL 7.20.16
CHECKED BY:	JAD
DRAWN BY:	JAD
JOB:	2016- 143 PINE
SHEET TITLE:	REPLACEMENT FIRE ESCAPE PLAN/ DETAIL/ ELEV.

A1.1