

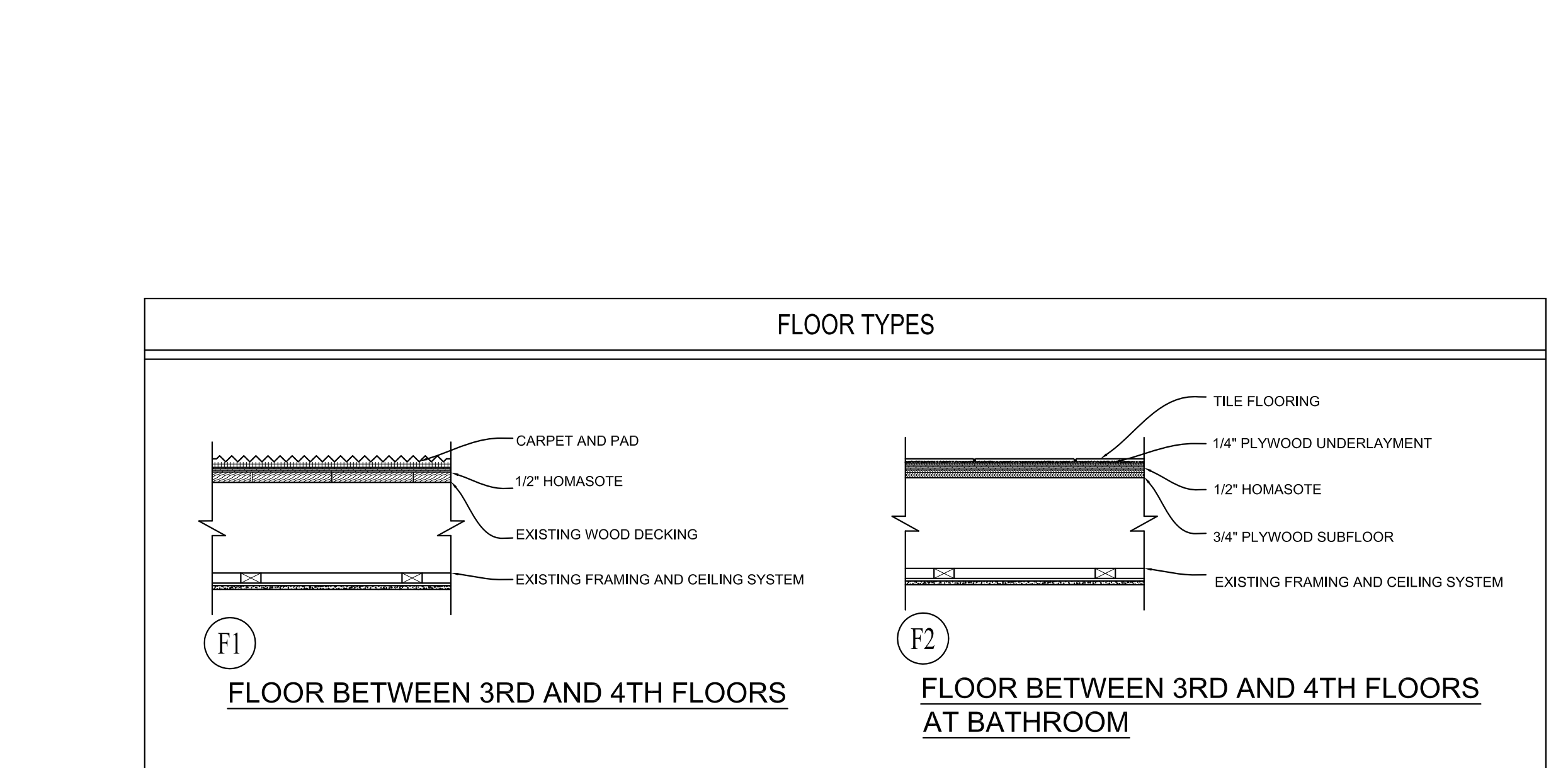
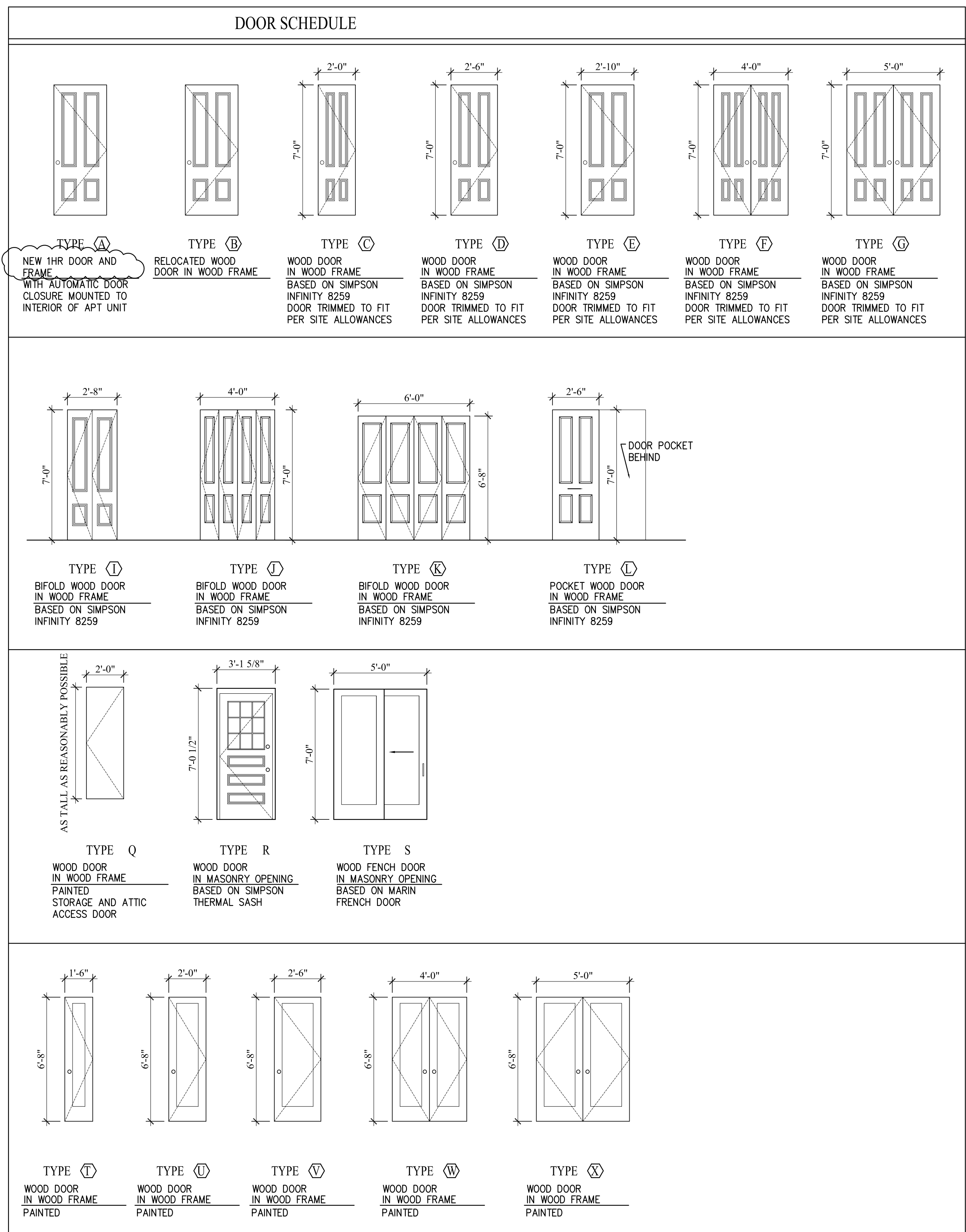
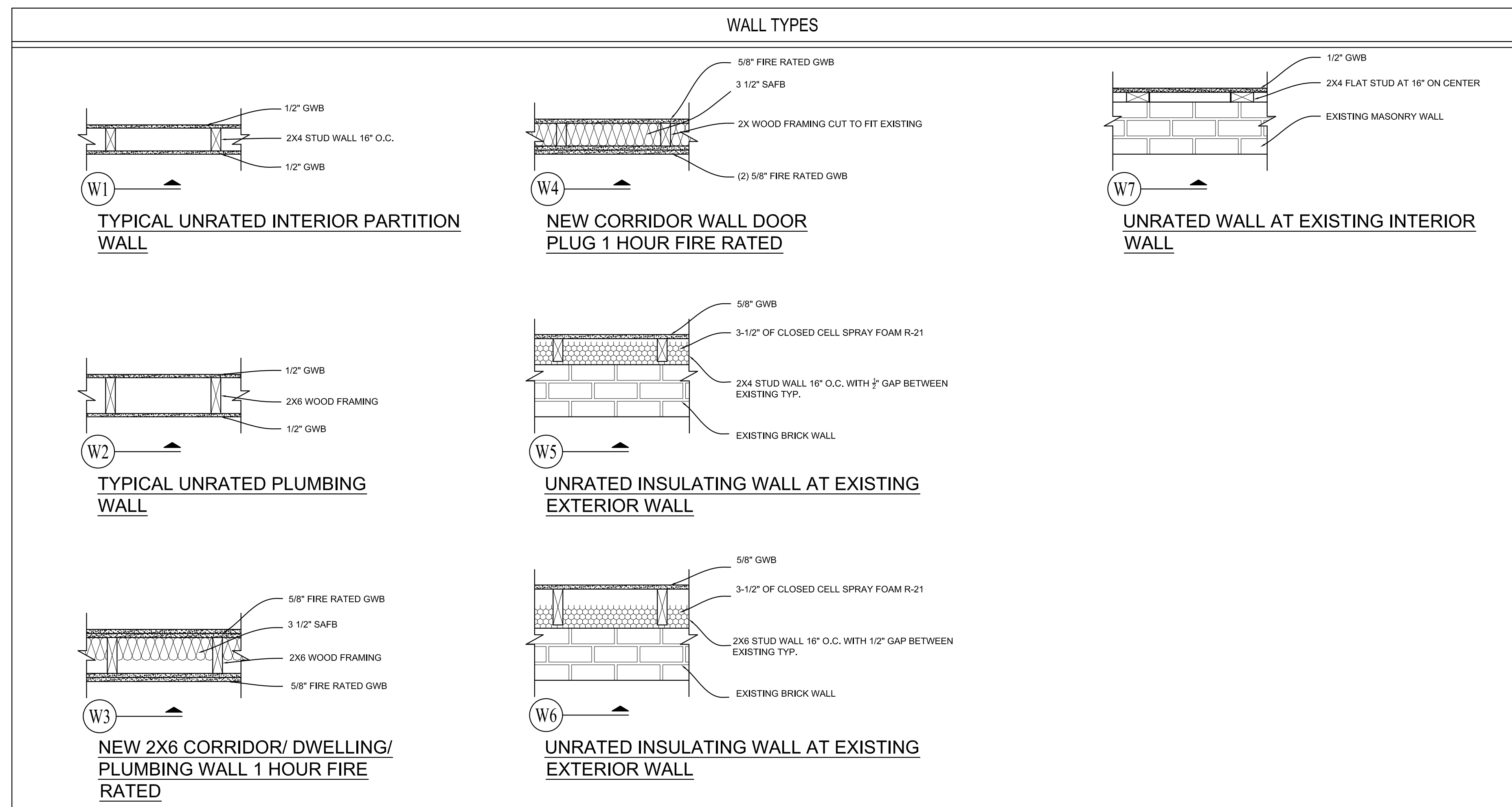
LIGHTING SCHEDULE							
ITEM	MANUFACTURER	ITEM #	LOCATIONS	COLOR	DIMENSIONS	QTY	REMARKS
"PURI" LARGE PENDANT	SONNEMAN	6019.51	CONDO ENTRY	BL BRASS/BRONZE ORGANZA	26" H X 24" DIA.	1	
"PURI" 10" PENDANT	SONNEMAN	6008.51	CONDO CORRIDOR	BL BRASS/BRONZE ORGANZA	12" H X 10" DIA.	1	
"LEVON" CEILING FAN	FANIMATION	FP9100B	THROUGHOUT CONDOS	OIL RUBBED BRONZE	24" H X 63" DIA.	11	
"LEVON" LIGHT KIT	FANIMATION	LKLD1020B	THROUGHOUT CONDOS	OIL RUBBED BRONZE		11	
TRACK	LIGHTOLIER	LYTESPAN 9021 AL	ALL KITCHENS	ALUMINUM	4" TRACK	7	4" TRACK WITH 6 LAMPS
MONTANA SCENCE	SONNEMAN	4435.32	THROUGHOUT CONDOS	BLACK/BRONZE		4	
HANDOVER LARGE SCENCE	SONNEMAN	3383.51	THROUGHOUT CONDOS	BLACK/BRONZE		4	
TEARDROP 3-LIGHT CEILING FIXTURE	SONNEMAN	4843.01C	TOWNHOUSE FOYER	POL. CHROME/CLEAR GLASS	18" H X 12.5" DIA.	1	
TEARDROP SCENCE	SONNEMAN	4841.01C	TOWNHOUSE LIVING/BATH	POL. CHROME/CLEAR GLASS	4" x 12"	4	
"FIZZ" 3-LIGHT SCENCE	TROY	B2853	TOWNHOUSE 2ND, 3RD FL. BATH	CHROME/GLASS	22.75" x 8.5" H x 6.5"	2	
TOLEDO SCENCE	TROY	B2271	CARRIAGE HOUSE 1ST FLOOR	STEEL	18" H X 12.5" DIA.	2	EARLY ELECTRICAL LAMPS
JACKSON SCENCE	TROY	B2501CB	CARRIAGE HOUSE BATHROOM	WROUGHT IRON	4.75" x 8" H x 3.5"	2	EARLY ELECTRICAL LAMPS
"PURI" WALL SCENCE	SONNEMAN	6004.51F	CONDO CORRIDORS	BL BRASS/BRONZE ORGANZA	10-1/2" H X 6" W	10	
"PURI" 16" SURFACE MOUNT	SONNEMAN	6013.51	CONDO CORRIDORS/4TH FLOOR	BL BRASS/BRONZE ORGANZA	6" H X 16" DIA.	3	
"REDMOND" PENDANT	TROY	F1803FBZ	CONDO 4TH FLOOR	FEDERAL BRONZE/LINEN	22.25" H X 13.5" D	1	
WHITE GLOBE	PROGRESS	P3605-30	CONDO 4TH FLOOR-CLOSETS AND STORAGE	WHITE	7.5" H X 6" D	10	

PLUMBING SCHEDULE							
ITEM	MANUFACTURER	ITEM #	LOCATIONS	COLOR	DIMENSIONS	QTY	REMARKS
UNDERTONE SINK	KOHLER	K-3335	CONDO KITCHENS	STAINLESS	20" X 20" X 10"	5	
SIMPLICE FAUCET	KOHLER	K-596-VS	CONDO KITCHEN, TOWNHOUSE KITCHEN	VIBRANT STAINLESS	9" d X 15" h	6	
VERTICAL LAV	KOHLER	K-2882	CONDO, TOWNHOUSE BATHROOMS	WHITE	20" W X 16" D	7	UNDERCOUNTER
PURIST LAV. FAUCET	KOHLER	K-14406-4-CP	CONDO BATHROOMS	POLISHED CHROME		11	
TRESHAM 24" VANITY	KOHLER	K-2604-F69	TOWNHOUSE 2nd FLOOR LAV, CONDOS	WOODLAND	23.75" W X 18.25" D X 32.5" H	3	
TRESHAM LAV	KOHLER	K-2979	TOWNHOUSE 2nd FLOOR LAV, CONDOS	WHITE	25" W X 19" D X 8" H	3	
TOILET	TOTO	CST424EF	BATHROOM THROUGHOUT	#01 COTTON	19" W X 28.25" D X 34.5" H	11	
EXPANSE BATH	KOHLER	K-1108-RA	TUBS THROUGHOUT	WHITE	60" X 38" X 17"	5	
PURIST BATH AND SHOWER FAUCET	KOHLER	K-T14421-4	TUBS THROUGHOUT	POLISHED CHROME		2	
PURIST SHOWER FAUCET	KOHLER	K-T14422-4	SHOWERS THROUGHOUT	POLISHED CHROME		2	
VAULT MEDIUM SINK	KOHLER	K-3822-4	TOWNHOUSE KITCHEN	STAINLESS	25" X 22" X 9"	1	
GOURMET UNDERMOUNT SINK	ELKAY	ELUHE211510	CARRIAGE HOUSE KITCHEN	STAINLESS	23.5" L X 18.25" W X 10" D	1	
VINNATA FAUCET	KOHLER	K-690-BRZ	CARRIAGE HOUSE KITCHEN	OIL RUBBED BRONZE		1	
PERSUADE 24" VANITY	KOHLER	K-2957-1-0	CONDOS / CARRIAGE HOUSE BATHROOM	WHITE	25" W X 22" D X 31.5" H	3	
PERSUADE LAV	KOHLER	K-2957-1-0	CONDOS / CARRIAGE HOUSE BATHROOM	WHITE	25.25" W X 22" D X 6" H	3	
FAIRFAX SINGLE CONTROL FAUCET	KOHLER	K-12181-BRZ	CARRIAGE HOUSE BATHROOM	OIL RUBBED BRONZE		1	
FAIRFAX SHOWER FAUCET TRIM	KOHLER	K-T122014-4-BRZ	CARRIAGE HOUSE BATHROOM	OIL RUBBED BRONZE		1	

FINISH SCHEDULE						
ITEM	MANUFACTURER	ITEM #	LOCATIONS	COLOR	DIMENSIONS	REMARKS
COCO PORCELAIN TILE	REFIN	AVANTGARDE	CONDO KITCHEN & BATH FLOOR	COCO	12" x 24"	
COCO PORCELAIN TILE	REFIN	AVANTGARDE	CONDO SHOWER AND TUB SURROUND	COCO	3-1/2" x 18"	
GRAY GLASS TILE	AKDO	1 x 6 BRICK	CONDO KITCHEN / TOWNHOUSE MBR	LUNAR GRAY DARK CLEAR	1" x 6"	
CABINETS	ARMSTRONG	ARBORCREST	CONDO / TOWNHOUSE KITCHENS/BATHS	MOCHA		
GRANITE	BLUE ROCK	WLD SEA SLAB	TN.HOUSE/CONDO KITCHEN/BATH COUNTER			
FABRIQUE PORCELAIN TILE	DAL TILE	P690	CONDO- 4TH FL. SHOWER FLOOR	GRIS LINEN	2" x 2" MOSAIC	
CERAMIC TILE	INTERCERAMIC	GLOW	TOWNHOUSE KITCHEN, 3RD FL. BATH	GALAXY	12" x 24", 6" x 24"	
GREEN GLASS TILE	REVE	C14	TOWNHOUSE KITCHEN, 3RD FL. BATH	SILVER SPRING	4" x 12"	
LIGHT BROWN GLASS TILE	AKDO	1 x 6 BRICK	TOWNHOUSE MASTER BATH	MOHAVE BROWN LIGHT CLEAR	1" x 6"	
TRAVERTINE	VEIN CUT		TOWNHOUSE 2ND FLOOR BATHS	OCLEAN BLUE	10" x 20"	
CARPET	SHAW	CLOTH SA117	CONDO 4TH FL. / TOWNHOUSE 3RD FL.	17516 FEATHER	12" W	
CERAMIC TILE	CIFRE CERAMICA	OXIDO	CARRIAGE HOUSE BATHROOM	COBRE	12" x 24", 2" x 2"	
BROWN GLASS TILE	REVE	C05	CARRIAGE HOUSE KITCHEN/BATH	CHOCOLATE	4" x 12"	
ACCENT TILE	MIRAGE	REFLECTION ARS70	CARRIAGE HOUSE BATHROOM	CHOCOLATE TRUFFLE		
GRANITE	BLUE ROCK	NORTIC BLACK	CARRIAGE HOUSE KITCHEN COUNTER			ANTIQUED FINISH
MAPLE WALL BASE	TBD	4" SQUARE CUT	CARRIAGE HOUSE 1ST FLOOR	CLEAR FINISH		

CARRIAGE HOUSE PAINT SCHEDULE				
#	MANUFACTURER	COLOR	FINISH	REMARKS
1	BEN MOORE	1077 GREAT PLAINS GOLD	EGGSHELL	
2	BEN MOORE	HC-76 DAVENPORT TAN	EGGSHELL	
3	BEN MOORE	HC-86 MIDDLEBURY BROWN	SEMI GLOSS	TRIM

TOWNHOUSE PAINT SCHEDULE				
#	MANUFACTURER	COLOR	FINISH	REMARKS
1	BEN MOORE	HC-102 CLARKSVILLE GRAY	EGGSHELL	
2	BEN MOORE	HC-167 AMHERST GRAY	EGGSHELL	
3	BEN MOORE	HC-99 ABINGDON PUTTY	EGGSHELL	
4	BEN MOORE	HC-104 COPLEY GRAY	EGGSHELL	
5	BEN MOORE	HC-163 DUXBURY GRAY	EGGSHELL	
6	BEN MOORE	HC-100 GLOUCESTER SAGE	EGGSHELL	
7	BEN MOORE	LINEN WHITE	SEMI GLOSS	TRIM THROUGHOUT



Owner: VICKERY PINE, LLC
 255 Western Prom
 Portland, ME 04102

Structural Design Consultants, Inc.
 22 Oakmont Drive
 Old Orchard Beach, ME 04064

Architect: ARCHETYPE architects
 48 Union Wharf Portland, Maine 04101
 (207) 772-6022 Fax (207) 772-4056

Project: 191 PINE STREET
 PORTLAND, MAINE

Revisions:
 Date: 09 July 2012
 Door Revision: 8-24-12

Scale: N/A

FINISH & DOOR SCHEDULES

A5.1