

# Evergreen Peters\_Clad

Quote #: K7UKAQ2

A Proposal for Window and Door Products prepared for:

**Job Site:**  
04102

**Shipping Address:**

EBS BUILDING SUPPLIES-ROCKLAND  
103 MAVERICK ST  
ROCKLAND, ME 04841-2439

**Featuring products from:**



GEORGE COLLINS  
EBS BUILDING SUPPLIES-ROCKLAND  
PO BOX 906  
ROCKLAND, ME 04841-0906  
Phone: (800) 244-7134

Email: [gpc@ebsbuild.com](mailto:gpc@ebsbuild.com)

This report was generated on 3/10/2017 11:08:08 AM using the Marvin Order Management System, version 0002.13.01 (Current). Price in USD. Unit availability and price are subject to change. Dealer terms and conditions may apply.

## UNIT SUMMARY

The following is a schedule of the windows and doors for this project. For additional unit details, please see Line Item Quotes.

Additional charges, tax or Terms and Conditions may apply. Detail pricing is per unit.

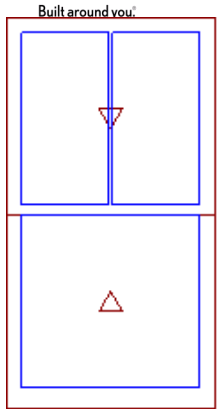
NUMBER OF LINES: 19                      TOTAL UNIT QTY: 36                      EXT NET PRICE: USD    34,153.02

LINE	MARK UNIT	BRAND	ITEM	NET PRICE	QTY	EXTENDED NET PRICE
1	Laundry/Half-bath	Marvin	Clad Double Hung Tilt Pac	974.78	1	974.78
2	Office	Marvin	Clad Double Hung Tilt Pac	974.78	3	2,924.34
3	Formal Sitting/Fireplace	Marvin	Clad Double Hung Tilt Pac	974.78	3	2,924.34
4	Living	Marvin	Clad Double Hung Tilt Pac	974.78	1	974.78
5	Living	Marvin	Clad Double Hung Tilt Pac	935.30	3	2,805.90
6	Kitchen	Marvin	Clad Ultimate Double Hung - Next Generation RO 37" X 68 1/2"	1,087.58	2	2,175.16
7	Kitchen	Marvin	Clad Ultimate Awning RO 37" X 26 1/2"	830.02	1	830.02
8	Landing	Marvin	Clad Ultimate Double Hung - Next Generation RO 37" X 68 1/2"	1,192.86	1	1,192.86
9	Hall	Marvin	Clad Double Hung Tilt Pac	974.78	1	974.78
10	Bedroom 1	Marvin	Clad Double Hung Tilt Pac	935.30	2	1,870.60
11	Bedroom 2	Marvin	Clad Double Hung Tilt Pac	974.78	3	2,924.34
12	Master Bedroom	Marvin	Clad Double Hung Tilt Pac	974.78	1	974.78
13	Master Bedroom	Marvin	Clad Double Hung Tilt Pac	935.30	2	1,870.60
14	Attic	Marvin	Clad Double Hung Tilt Pac	830.96	4	3,323.84
15	Attic	Marvin	Clad Double Hung Tilt Pac	955.98	1	955.98
16	Basement Muller Unit	Marvin	Clad Marvin Assembly RO 76" X 25"	1,747.46	1	1,747.46
17	Basement	Marvin	Clad Ultimate Awning RO 36" X 20"	749.18	1	749.18
18	Basement	Marvin	Clad Ultimate Awning RO 36 1/2" X 27"	819.68	3	2,459.04
19	Basement	Marvin	Clad Ultimate Awning RO 36 1/2" X 20"	750.12	2	1,500.24

## LINE ITEM QUOTES

The following is a schedule of the windows and doors for this project. For additional unit details, please see Line Item Quotes. Additional charges, tax or Terms and Conditions may apply. Detail pricing is per unit.

Line #1	Mark Unit: Laundry/Half-bath	Net Price:		974.78
Qty: 1		Ext. Net Price:	USD	974.78



As Viewed From The Exterior

SO 36" X 68"

**Performance Information**

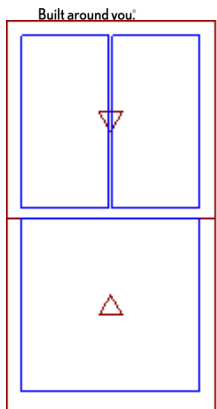
Product Performance Information is currently unavailable in the OMS for this product and glazing option. To request product performance information not in the OMS, contact your Marvin representative or submit an Assistance Request.

**Performance Grade**

No Performance Grade Information available.

Stone White Clad Exterior	
Primed Pine Interior	30.08
Clad Double Hung Tilt Pac	753.88
Sash Opening 36" X 68"	
Standard CN Width 32	
Top Sash	
Primed Pine Sash Interior	
IG	
Low E2 w/Argon	
Stainless Perimeter and Spacer Bar	
5/8" SDL - With Spacer Bar - Stainless	60.16
Rectangular - Special Cut 2W1H	
Stone White Clad Ext - Primed Pine Int	
Bottom Sash	
Primed Pine Sash Interior	
IG - 1 Lite	
Low E2 w/Argon	
Stainless Perimeter Bar	
1 /Unit Satin Taupe Sash Lock	
Beige Jamb Hardware	
Standard Bevel	
Aluminum Screen	91.18
OM 36" X 68"	
Charcoal Hi-Transparency Fbrgls Mesh	39.48
Stone White Surround	
***Screen/Combo Ship Loose	

Line #2	Mark Unit: Office	Net Price:		974.78
Qty: 3		Ext. Net Price:	USD	2,924.34



As Viewed From The Exterior

SO 36" X 68"

**Performance Information**

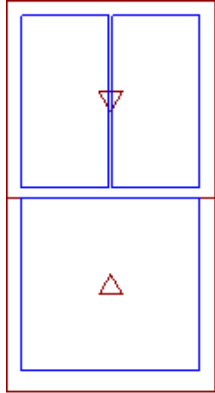
Product Performance Information is currently unavailable in the OMS for this product and glazing option. To request product performance information not in the OMS, contact your Marvin representative or submit an Assistance Request.

Stone White Clad Exterior	
Primed Pine Interior	30.08
Clad Double Hung Tilt Pac	753.88
Sash Opening 36" X 68"	
Standard CN Width 32	
Top Sash	
Primed Pine Sash Interior	
IG	
Low E2 w/Argon	
Stainless Perimeter and Spacer Bar	
5/8" SDL - With Spacer Bar - Stainless	60.16
Rectangular - Special Cut 2W1H	
Stone White Clad Ext - Primed Pine Int	
Bottom Sash	
Primed Pine Sash Interior	
IG - 1 Lite	
Low E2 w/Argon	
Stainless Perimeter Bar	
1 /Unit Satin Taupe Sash Lock	
Beige Jamb Hardware	
Standard Bevel	
Aluminum Screen	91.18
OM 36" X 68"	
Charcoal Hi-Transparency Fbrgls Mesh	39.48
Stone White Surround	
***Screen/Combo Ship Loose	

**Performance Grade**

No Performance Grade Information available.

<b>Line #3</b>	<b>Mark Unit: Formal Sitting/Fireplace</b>	<b>Net Price:</b>		<b>974.78</b>
<b>Qty: 3</b>		<b>Ext. Net Price:</b>	<b>USD</b>	<b>2,924.34</b>



As Viewed From The Exterior

SO 36" X 68"

**Performance Information**

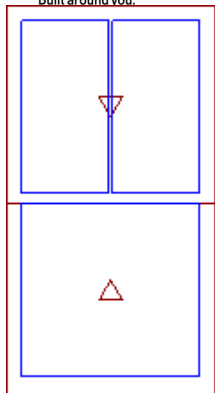
Product Performance Information is currently unavailable in the OMS for this product and glazing option. To request product performance information not in the OMS, contact your Marvin representative or submit an Assistance Request.

**Performance Grade**

No Performance Grade Information available.

Stone White Clad Exterior					
Primed Pine Interior					30.08
Clad Double Hung Tilt Pac					753.88
Sash Opening 36" X 68"					
Standard CN Width 32					
Top Sash					
Primed Pine Sash Interior					
IG					
Low E2 w/Argon					
Stainless Perimeter and Spacer Bar					
5/8" SDL - With Spacer Bar - Stainless					60.16
Rectangular - Special Cut 2W1H					
Stone White Clad Ext - Primed Pine Int					
Bottom Sash					
Primed Pine Sash Interior					
IG - 1 Lite					
Low E2 w/Argon					
Stainless Perimeter Bar					
1 /Unit Satin Taupe Sash Lock					
Beige Jamb Hardware					
Standard Bevel					
Aluminum Screen					91.18
OM 36" X 68"					
Charcoal Hi-Transparency Fbrgls Mesh					39.48
Stone White Surround					
***Screen/Combo Ship Loose					

<b>Line #4</b>	<b>Mark Unit: Living</b>	<b>Net Price:</b>		<b>974.78</b>
<b>Qty: 1</b>		<b>Ext. Net Price:</b>	<b>USD</b>	<b>974.78</b>



As Viewed From The Exterior

SO 36" X 68"

**Performance Information**

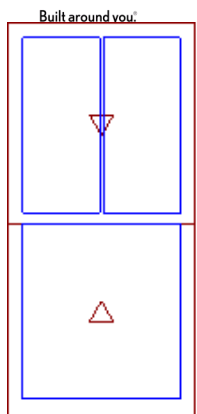
Product Performance Information is currently unavailable in the OMS for this product and glazing option. To request product performance information not in the OMS, contact your Marvin representative or submit an Assistance Request.

**Performance Grade**

No Performance Grade Information available.

Stone White Clad Exterior					
Primed Pine Interior					30.08
Clad Double Hung Tilt Pac					753.88
Sash Opening 36" X 68"					
Standard CN Width 32					
Top Sash					
Primed Pine Sash Interior					
IG					
Low E2 w/Argon					
Stainless Perimeter and Spacer Bar					
5/8" SDL - With Spacer Bar - Stainless					60.16
Rectangular - Special Cut 2W1H					
Stone White Clad Ext - Primed Pine Int					
Bottom Sash					
Primed Pine Sash Interior					
IG - 1 Lite					
Low E2 w/Argon					
Stainless Perimeter Bar					
1 /Unit Satin Taupe Sash Lock					
Beige Jamb Hardware					
Standard Bevel					
Aluminum Screen					91.18
OM 36" X 68"					
Charcoal Hi-Transparency Fbrgls Mesh					39.48
Stone White Surround					
***Screen/Combo Ship Loose					

Line #5	Mark Unit: Living	Net Price:		935.30
Qty: 3		Ext. Net Price:	USD	2,805.90



As Viewed From The Exterior

SO 32" X 68"

**Performance Information**

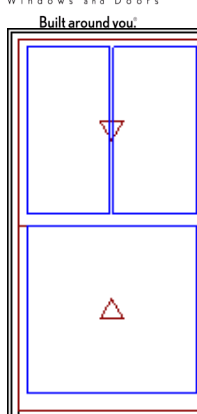
Product Performance Information is currently unavailable in the OMS for this product and glazing option. To request product performance information not in the OMS, contact your Marvin representative or submit an Assistance Request.

**Performance Grade**

No Performance Grade Information available.

Stone White Clad Exterior	
Primed Pine Interior	30.08
Clad Double Hung Tilt Pac	714.40
Sash Opening 32" X 68"	
Standard CN Width 28	
Top Sash	
Primed Pine Sash Interior	
IG	
Low E2 w/Argon	
Stainless Perimeter and Spacer Bar	
5/8" SDL - With Spacer Bar - Stainless	60.16
Rectangular - Special Cut 2W1H	
Stone White Clad Ext - Primed Pine Int	
Bottom Sash	
Primed Pine Sash Interior	
IG - 1 Lite	
Low E2 w/Argon	
Stainless Perimeter Bar	
1 /Unit Satin Taupe Sash Lock	
Beige Jamb Hardware	
Standard Bevel	
Aluminum Screen	91.18
OM 36" X 68"	
Charcoal Hi-Transparency Fbrgls Mesh	39.48
Stone White Surround	
***Screen/Combo Ship Loose	

Line #6	Mark Unit: Kitchen	Net Price:		1,087.58
Qty: 2		Ext. Net Price:	USD	2,175.16



As Viewed From The Exterior

FS 36" X 68"

RO 37" X 68 1/2"

**Performance Information**

U-Factor: 0.3  
 Solar Heat Gain Coefficient: 0.27  
 Visible Light Transmittance: 0.46  
 Condensation Resistance: 55  
 CPD Number: MAR-N-425-09730-00001  
 ENERGY STAR: NC

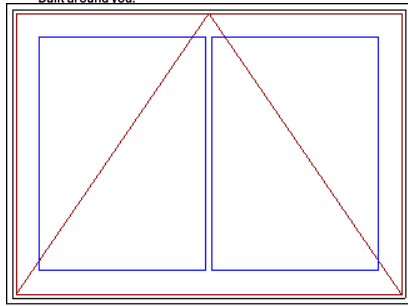
**Performance Grade**

Licensee #1127  
 AAMA/WDMA/CSA/101/ I.S.2/A440-08  
 LC-PG50 1149X2223 mm (45.25X87.5 in)  
 LC-PG50 DP +50/-50

Stone White Clad Exterior	
Primed Pine Interior	30.08
Clad Ultimate Double Hung - Next Generation	975.72
Frame Size 36" X 68"	
Rough Opening 37" X 68 1/2"	
Top Sash	
Stone White Clad Sash Exterior	
Primed Pine Sash Interior	
IG	
Low E2 w/Argon	
Stainless Perimeter and Spacer Bar	
5/8" SDL - With Spacer Bar - Stainless	60.16
Rectangular - Special Cut 2W1H	
Stone White Clad Ext - Primed Pine Int	
Ogee Interior Glazing Profile	
Bottom Sash	
Stone White Clad Sash Exterior	
Primed Pine Sash Interior	
IG - 1 Lite	
Low E2 w/Argon	
Stainless Perimeter Bar	
Ogee Interior Glazing Profile	
White Interior Weatherstrip Package	
White Exterior Weatherstrip Package	
Satin Taupe Sash Lock	
Aluminum Screen	
Charcoal Fiberglass Mesh	
Stone White Surround	
4 9/16" Jamb	
Nailing Fin Loose Installation Brackets	21.62

FL17635

<b>Line #7</b>	<b>Mark Unit: Kitchen</b>	<b>Net Price:</b>		<b>830.02</b>
<b>Qty: 1</b>		<b>Ext. Net Price:</b>	<b>USD</b>	<b>830.02</b>

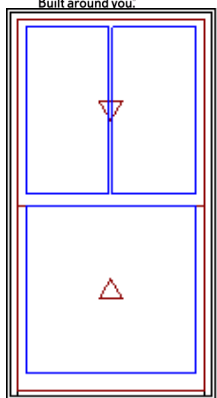


As Viewed From The Exterior

**FS 36" X 26"**  
**RO 37" X 26 1/2"**  
**Performance Information**  
 U-Factor: 0.3  
 Solar Heat Gain Coefficient: 0.26  
 Visible Light Transmittance: 0.44  
 Condensation Resistance: 57  
 CPD Number: MAR-N-343-05181-00001  
 ENERGY STAR: NC  
**Performance Grade**  
 Licensee #921  
 AAMA/WDMA/CSA/101/ I.S.2/A440-08  
 LC-PG50 1016X1197 mm (40X47.13 in)  
 LC-PG50 DP +50/-50  
 FL10323

Stone White Clad Exterior  
 Primed Pine Interior ..... 30.08  
 Clad Ultimate Awning - Roto Operating ..... 660.82  
 Frame Size 36" X 26"  
 Standard CN Width 36  
 Rough Opening 37" X 26 1/2"  
 Stone White Clad Sash Exterior  
 Primed Pine Sash Interior  
 IG - 3/4"  
 Low E2 w/Argon  
 Stainless Perimeter and Spacer Bar  
 5/8" SDL - With Spacer Bar - Stainless ..... 60.16  
 Rectangular - Special Cut 2W1H  
 Stone White Clad Ext - Primed Pine Int  
 Ogee Interior Glazing Profile  
 Standard Bottom Rail  
 White Weather Strip  
 Satin Taupe Folding Handle  
 Satin Taupe Multi - Point Lock  
 Aluminum Screen  
 Charcoal Hi-Transparency Fbrgls Mesh ..... 39.48  
 Satin Taupe Surround  
 6 9/16" Jambes ..... 39.48  
 Nailing Fin

<b>Line #8</b>	<b>Mark Unit: Landing</b>	<b>Net Price:</b>		<b>1,192.86</b>
<b>Qty: 1</b>		<b>Ext. Net Price:</b>	<b>USD</b>	<b>1,192.86</b>



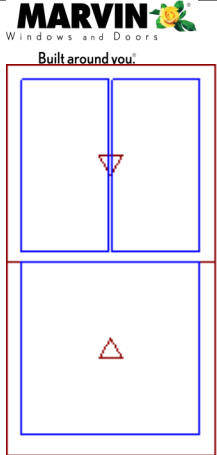
As Viewed From The Exterior

**FS 36" X 68"**  
**RO 37" X 68 1/2"**  
**Performance Information**  
 U-Factor: 0.3  
 Solar Heat Gain Coefficient: 0.27  
 Visible Light Transmittance: 0.46  
 Condensation Resistance: 55  
 CPD Number: MAR-N-425-09730-00001  
 ENERGY STAR: NC  
**Performance Grade**  
 Licensee #1127

Stone White Clad Exterior  
 Primed Pine Interior ..... 30.08  
 Clad Ultimate Double Hung - Next Generation ..... 975.72  
 Frame Size 36" X 68"  
 Rough Opening 37" X 68 1/2"  
 Top Sash  
 Stone White Clad Sash Exterior  
 Primed Pine Sash Interior  
 IG  
 Low E2 w/Argon  
 Stainless Perimeter and Spacer Bar  
 5/8" SDL - With Spacer Bar - Stainless ..... 60.16  
 Rectangular - Special Cut 2W1H  
 Stone White Clad Ext - Primed Pine Int  
 Ogee Interior Glazing Profile  
 Bottom Sash  
 Stone White Clad Sash Exterior  
 Primed Pine Sash Interior  
 IG - 1 Lite  
 Low E2 w/Argon  
 Stainless Perimeter Bar  
 Ogee Interior Glazing Profile  
 White Interior Weatherstrip Package  
 White Exterior Weatherstrip Package  
 Satin Taupe Sash Lock  
 Aluminum Screen  
 Charcoal Hi-Transparency Fbrgls Mesh ..... 39.48  
 Stone White Surround  
 6 9/16" Jambes ..... 65.80  
 Nailing Fin Loose Installation Brackets ..... 21.62

AAMA/WDMA/CSA/101/ I.S.2/A440-08  
 LC-PG50 1149X2223 mm (45.25X87.5 in)  
 LC-PG50 DP +50/-50  
 FL17635

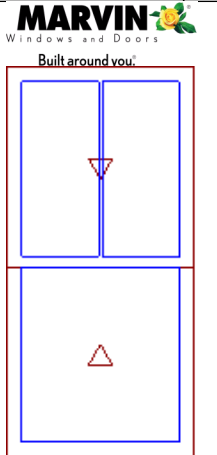
Line #9	Mark Unit: Hall	Net Price:		974.78
Qty: 1		Ext. Net Price:	USD	974.78



Stone White Clad Exterior	
Primed Pine Interior	30.08
Clad Double Hung Tilt Pac	753.88
Sash Opening 36" X 68"	
Standard CN Width 32	
Top Sash	
Primed Pine Sash Interior	
IG	
Low E2 w/Argon	
Stainless Perimeter and Spacer Bar	
5/8" SDL - With Spacer Bar - Stainless	60.16
Rectangular - Special Cut 2W1H	
Stone White Clad Ext - Primed Pine Int	
Bottom Sash	
Primed Pine Sash Interior	
IG - 1 Lite	
Low E2 w/Argon	
Stainless Perimeter Bar	
1 /Unit Satin Taupe Sash Lock	
Beige Jamb Hardware	
Standard Bevel	
Aluminum Screen	91.18
OM 36" X 68"	
Charcoal Hi-Transparency Fbrgls Mesh	39.48
Stone White Surround	
***Screen/Combo Ship Loose	

**As Viewed From The Exterior**  
**SO 36" X 68"**  
**Performance Information**  
 Product Performance Information is currently unavailable in the OMS for this product and glazing option. To request product performance information not in the OMS, contact your Marvin representative or submit an Assistance Request.  
**Performance Grade**  
 No Performance Grade Information available.

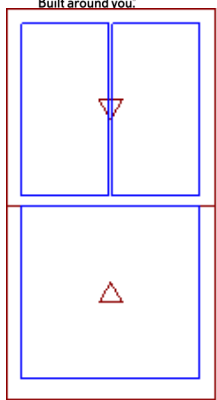
Line #10	Mark Unit: Bedroom 1	Net Price:		935.30
Qty: 2		Ext. Net Price:	USD	1,870.60



Stone White Clad Exterior	
Primed Pine Interior	30.08
Clad Double Hung Tilt Pac	714.40
Sash Opening 32" X 68"	
Standard CN Width 28	
Top Sash	
Primed Pine Sash Interior	
IG	
Low E2 w/Argon	
Stainless Perimeter and Spacer Bar	
5/8" SDL - With Spacer Bar - Stainless	60.16
Rectangular - Special Cut 2W1H	
Stone White Clad Ext - Primed Pine Int	
Bottom Sash	
Primed Pine Sash Interior	
IG - 1 Lite	
Low E2 w/Argon	
Stainless Perimeter Bar	
1 /Unit Satin Taupe Sash Lock	
Beige Jamb Hardware	
Standard Bevel	
Aluminum Screen	91.18
OM 36" X 68"	
Charcoal Hi-Transparency Fbrgls Mesh	39.48
Stone White Surround	
***Screen/Combo Ship Loose	

**As Viewed From The Exterior**  
**SO 32" X 68"**  
**Performance Information**  
 Product Performance Information is currently unavailable in the OMS for this product and glazing option. To request product performance information not in the OMS, contact your Marvin representative or submit an Assistance Request.  
**Performance Grade**  
 No Performance Grade Information available.

Line #11	Mark Unit: Bedroom 2	Net Price:		974.78
Qty: 3		Ext. Net Price:	USD	2,924.34



As Viewed From The Exterior

SO 36" X 68"

**Performance Information**

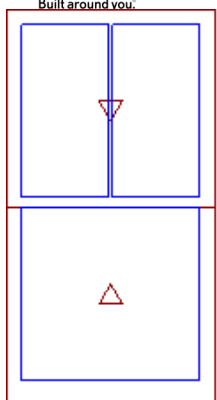
Product Performance Information is currently unavailable in the OMS for this product and glazing option. To request product performance information not in the OMS, contact your Marvin representative or submit an Assistance Request.

**Performance Grade**

No Performance Grade Information available.

Stone White Clad Exterior	
Primed Pine Interior	30.08
Clad Double Hung Tilt Pac	753.88
Sash Opening 36" X 68"	
Standard CN Width 32	
Top Sash	
Primed Pine Sash Interior	
IG	
Low E2 w/Argon	
Stainless Perimeter and Spacer Bar	
5/8" SDL - With Spacer Bar - Stainless	60.16
Rectangular - Special Cut 2W1H	
Stone White Clad Ext - Primed Pine Int	
Bottom Sash	
Primed Pine Sash Interior	
IG - 1 Lite	
Low E2 w/Argon	
Stainless Perimeter Bar	
1 /Unit Satin Taupe Sash Lock	
Beige Jamb Hardware	
Standard Bevel	
Aluminum Screen	91.18
OM 36" X 68"	
Charcoal Hi-Transparency Fbrgls Mesh	39.48
Stone White Surround	
***Screen/Combo Ship Loose	

Line #12	Mark Unit: Master Bedroom	Net Price:		974.78
Qty: 1		Ext. Net Price:	USD	974.78



As Viewed From The Exterior

SO 36" X 68"

**Performance Information**

Product Performance Information is currently unavailable in the OMS for this product and glazing option. To request product performance information not in the OMS, contact your Marvin representative or submit an Assistance Request.

**Performance Grade**

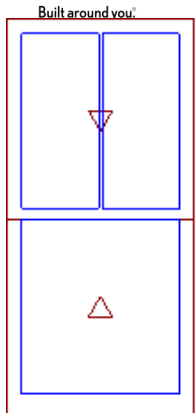
No Performance Grade Information available.

Stone White Clad Exterior	
Primed Pine Interior	30.08
Clad Double Hung Tilt Pac	753.88
Sash Opening 36" X 68"	
Standard CN Width 32	
Top Sash	
Primed Pine Sash Interior	
IG	
Low E2 w/Argon	
Stainless Perimeter and Spacer Bar	
5/8" SDL - With Spacer Bar - Stainless	60.16
Rectangular - Special Cut 2W1H	
Stone White Clad Ext - Primed Pine Int	
Bottom Sash	
Primed Pine Sash Interior	
IG - 1 Lite	
Low E2 w/Argon	
Stainless Perimeter Bar	
1 /Unit Satin Taupe Sash Lock	
Beige Jamb Hardware	
Standard Bevel	
Aluminum Screen	91.18
OM 36" X 68"	
Charcoal Hi-Transparency Fbrgls Mesh	39.48
Stone White Surround	
***Screen/Combo Ship Loose	

Line #13	Mark Unit: Master Bedroom	Net Price:		935.30
----------	---------------------------	------------	--	--------



Qty: 2		Ext. Net Price:	USD	1,870.60
--------	--	-----------------	-----	----------



As Viewed From The Exterior

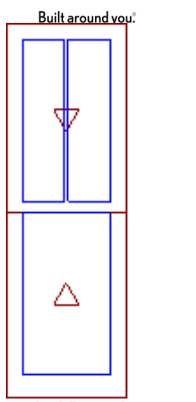
SO 32" X 68"

**Performance Information**  
 Product Performance Information is currently unavailable in the OMS for this product and glazing option. To request product performance information not in the OMS, contact your Marvin representative or submit an Assistance Request.

**Performance Grade**  
 No Performance Grade Information available.

Stone White Clad Exterior	
Primed Pine Interior	30.08
Clad Double Hung Tilt Pac	714.40
Sash Opening 32" X 68"	
Standard CN Width 28	
Top Sash	
Primed Pine Sash Interior	
IG	
Low E2 w/Argon	
Stainless Perimeter and Spacer Bar	
5/8" SDL - With Spacer Bar - Stainless	60.16
Rectangular - Special Cut 2W1H	
Stone White Clad Ext - Primed Pine Int	
Bottom Sash	
Primed Pine Sash Interior	
IG - 1 Lite	
Low E2 w/Argon	
Stainless Perimeter Bar	
1 /Unit Satin Taupe Sash Lock	
Beige Jamb Hardware	
Standard Bevel	
Aluminum Screen	91.18
OM 36" X 68"	
Charcoal Hi-Transparency Fbrgls Mesh	39.48
Stone White Surround	
***Screen/Combo Ship Loose	

Line #14	Mark Unit: Attic	Net Price:		830.96
Qty: 4		Ext. Net Price:	USD	3,323.84



As Viewed From The Exterior

SO 19" X 60"

**Performance Information**  
 Product Performance Information is currently unavailable in the OMS for this product and glazing option. To request product performance information not in the OMS, contact your Marvin representative or submit an Assistance Request.

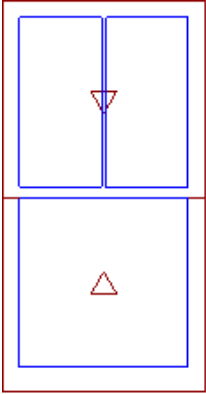
**Performance Grade**  
 No Performance Grade Information available.

Stone White Clad Exterior	
Primed Pine Interior	30.08
Clad Double Hung Tilt Pac	610.06
Sash Opening 19" X 60"	
Top Sash	
Primed Pine Sash Interior	
IG	
Low E2 w/Argon	
Stainless Perimeter and Spacer Bar	
5/8" SDL - With Spacer Bar - Stainless	60.16
Rectangular - Special Cut 2W1H	
Stone White Clad Ext - Primed Pine Int	
Bottom Sash	
Primed Pine Sash Interior	
IG - 1 Lite	
Low E2 w/Argon	
Stainless Perimeter Bar	
1 /Unit Satin Taupe Sash Lock	
Beige Jamb Hardware	
Standard Bevel	
Aluminum Screen	91.18
OM 36" X 68"	
Charcoal Hi-Transparency Fbrgls Mesh	39.48
Stone White Surround	
***Screen/Combo Ship Loose	

Line #15	Mark Unit: Attic	Net Price:		955.98
Qty: 1		Ext. Net Price:	USD	955.98



Stone White Clad Exterior	
Primed Pine Interior	30.08



As Viewed From The Exterior

SO 31" X 60"

**Performance Information**

Product Performance Information is currently unavailable in the OMS for this product and glazing option. To request product performance information not in the OMS, contact your Marvin representative or submit an Assistance Request.

**Performance Grade**

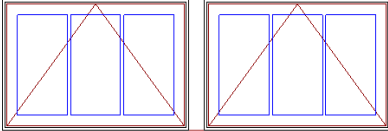
No Performance Grade Information available.

- Clad Double Hung Tilt Pac ..... 735.08
- Sash Opening 31" X 60"
- Top Sash
- Primed Pine Sash Interior
- IG
- Low E2 w/Argon
- Stainless Perimeter and Spacer Bar
- 5/8" SDL - With Spacer Bar - Stainless ..... 60.16
- Rectangular - Special Cut 2W1H
- Stone White Clad Ext - Primed Pine Int
- Bottom Sash
- Primed Pine Sash Interior
- IG - 1 Lite
- Low E2 w/Argon
- Stainless Perimeter Bar
- 1 /Unit Satin Taupe Sash Lock
- Beige Jamb Hardware
- Standard Bevel
- Aluminum Screen ..... 91.18
- OM 36" X 68"
- Charcoal Hi-Transparency Fbrgl's Mesh ..... 39.48
- Stone White Surround
- \*\*\*Screen/Combo Ship Loose

Line #16	Mark Unit: Basement Mull'd Unit	Net Price:		1,747.46
Qty: 1		Ext. Net Price:	USD	1,747.46



Built around you.



As Viewed From The Exterior

FS 75" X 24 1/2"

RO 76" X 25"

**Performance Information A1, A2**

U-Factor: 0.3  
 Solar Heat Gain Coefficient: 0.26  
 Visible Light Transmittance: 0.44  
 Condensation Resistance: 57  
 CPD Number: MAR-N-343-05181-00001  
 ENERGY STAR: NC

**Performance Grade A1, A2**

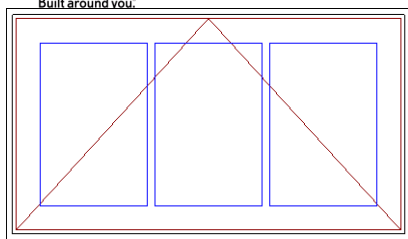
Licensee #921  
 AAMA/WDMA/CSA/101/ I.S.2/A440-08  
 LC-PG50 1016X1197 mm (40X47.13 in)  
 LC-PG50 DP +50/-50  
 FL10323

- Stone White Clad Exterior
- Primed Pine Interior ..... 60.16
- 2W1H - Rectangle Assembly
- Assembly Rough Opening
- 76" X 25"
- Unit: A1 ..... 660.82
- Clad Ultimate Awning - Roto Operating
- Basic Frame 36" X 24 1/2"
- Standard CN Width 36
- Rough Opening 37" X 25"
- Stone White Clad Sash Exterior
- Primed Pine Sash Interior
- IG - 3/4"
- Low E2 w/Argon
- Stainless Perimeter and Spacer Bar
- 5/8" SDL - With Spacer Bar - Stainless ..... 89.30
- Rectangular - Special Cut 3W1H
- Stone White Clad Ext - Primed Pine Int
- Ogee Interior Glazing Profile
- Standard Bottom Rail
- White Weather Strip
- Satin Taupe Folding Handle
- Satin Taupe Multi - Point Lock
- Aluminum Screen
- Charcoal Fiberglass Mesh
- Satin Taupe Surround
- Unit: A2 ..... 660.82
- Clad Ultimate Awning - Roto Operating
- Basic Frame 36" X 24 1/2"
- Standard CN Width 36
- Rough Opening 37" X 25"
- Stone White Clad Sash Exterior
- Primed Pine Sash Interior
- IG - 3/4"
- Low E2 w/Argon
- Stainless Perimeter and Spacer Bar
- 5/8" SDL - With Spacer Bar - Stainless ..... 89.30
- Rectangular - Special Cut 3W1H
- Stone White Clad Ext - Primed Pine Int

- Ogee Interior Glazing Profile
- Standard Bottom Rail
- White Weather Strip
- Satin Taupe Folding Handle
- Satin Taupe Multi - Point Lock
- Aluminum Screen
- Charcoal Fiberglass Mesh
- Satin Taupe Surround
- Vertical Stud Pocket 3" ..... 96.82
- Factory Mull Charge ..... 13.16
- 6 9/16" Jambes ..... 77.08
- Nailing Fin

\*\*\*Note: Non-certified mull: check with local code officials for project specific requirements.

Line #17	Mark Unit: Basement	Net Price:	749.18
Qty: 1		Ext. Net Price:	749.18
		USD	



As Viewed From The Exterior

FS 35" X 19 1/2"

RO 36" X 20"

**Performance Information**

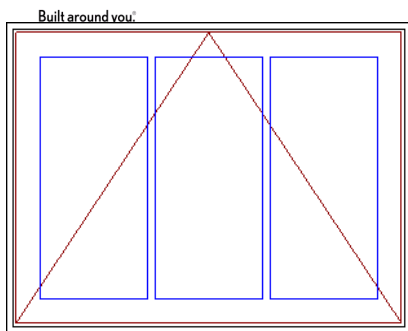
U-Factor: 0.3  
 Solar Heat Gain Coefficient: 0.26  
 Visible Light Transmittance: 0.44  
 Condensation Resistance: 57  
 CPD Number: MAR-N-343-05181-00001  
 ENERGY STAR: NC

**Performance Grade**

Licensee #921  
 AAMA/WDMA/CSA/101/ I.S.2/A440-08  
 LC-PG50 1016X1197 mm (40X47.13 in)  
 LC-PG50 DP +50/-50  
 FL10323

- Stone White Clad Exterior
- Primed Pine Interior ..... 30.08
- Clad Ultimate Awning - Roto Operating ..... 595.02
- Rough Opening 36" X 20"
- Frame Size 35" X 19 1/2"
- \*\*\*Sash Ship Loose
- Stone White Clad Sash Exterior
- Primed Pine Sash Interior
- IG - 3/4"
- Low E2 w/Argon
- Stainless Perimeter and Spacer Bar
- 5/8" SDL - With Spacer Bar - Stainless ..... 89.30
- Rectangular - Special Cut 3W1H
- Stone White Clad Ext - Primed Pine Int
- Ogee Interior Glazing Profile
- Standard Bottom Rail
- White Weather Strip
- Satin Taupe Folding Handle
- Satin Taupe Multi - Point Lock
- Aluminum Screen
- Charcoal Fiberglass Mesh
- Satin Taupe Surround
- 6 9/16" Jambes ..... 34.78
- Nailing Fin

Line #18	Mark Unit: Basement	Net Price:	819.68
Qty: 3		Ext. Net Price:	2,459.04
		USD	



As Viewed From The Exterior

FS 35 1/2" X 26 1/2"

RO 36 1/2" X 27"

**Performance Information**

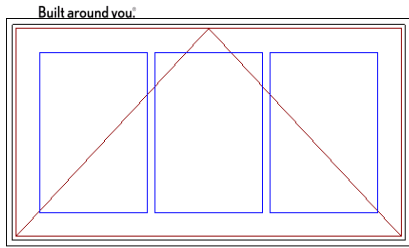
U-Factor: 0.3  
 Solar Heat Gain Coefficient: 0.26  
 Visible Light Transmittance: 0.44

- Stone White Clad Exterior
- Primed Pine Interior ..... 30.08
- Clad Ultimate Awning - Roto Operating ..... 660.82
- Rough Opening 36 1/2" X 27"
- Frame Size 35 1/2" X 26 1/2"
- \*\*\*Sash Ship Loose
- Stone White Clad Sash Exterior
- Primed Pine Sash Interior
- IG - 3/4"
- Low E2 w/Argon
- Stainless Perimeter and Spacer Bar
- 5/8" SDL - With Spacer Bar - Stainless ..... 89.30
- Rectangular - Special Cut 3W1H
- Stone White Clad Ext - Primed Pine Int
- Ogee Interior Glazing Profile
- Standard Bottom Rail
- White Weather Strip
- Satin Taupe Folding Handle
- Satin Taupe Multi - Point Lock
- Aluminum Screen
- Charcoal Fiberglass Mesh
- Satin Taupe Surround

Condensation Resistance: 57  
 CPD Number: MAR-N-343-05181-00001  
 ENERGY STAR: NC  
**Performance Grade**  
 Licensee #921  
 AAMA/WDMA/CSA/101/ I.S.2/A440-08  
 LC-PG50 1016X1197 mm (40X47.13 in)  
 LC-PG50 DP +50/-50  
 FL10323

6 9/16" Jambas ..... 39.48  
 Nailing Fin

Line #19	Mark Unit: Basement	Net Price:		750.12
Qty: 2		Ext. Net Price:	USD	1,500.24



As Viewed From The Exterior  
**FS** 35 1/2" X 19 1/2"  
**RO** 36 1/2" X 20"  
**Performance Information**  
 U-Factor: 0.3  
 Solar Heat Gain Coefficient: 0.26  
 Visible Light Transmittance: 0.44  
 Condensation Resistance: 57  
 CPD Number: MAR-N-343-05181-00001  
 ENERGY STAR: NC  
**Performance Grade**  
 Licensee #921  
 AAMA/WDMA/CSA/101/ I.S.2/A440-08  
 LC-PG50 1016X1197 mm (40X47.13 in)  
 LC-PG50 DP +50/-50  
 FL10323

Stone White Clad Exterior  
 Primed Pine Interior ..... 30.08  
 Clad Ultimate Awning - Roto Operating ..... 595.02  
 Rough Opening 36 1/2" X 20"  
 Frame Size 35 1/2" X 19 1/2"  
 \*\*\*Sash Ship Loose  
 Stone White Clad Sash Exterior  
 Primed Pine Sash Interior  
 IG - 3/4"  
 Low E2 w/Argon  
 Stainless Perimeter and Spacer Bar  
 5/8" SDL - With Spacer Bar - Stainless ..... 89.30  
 Rectangular - Special Cut 3W1H  
 Stone White Clad Ext - Primed Pine Int  
 Ogee Interior Glazing Profile  
 Standard Bottom Rail  
 White Weather Strip  
 Satin Taupe Folding Handle  
 Satin Taupe Multi - Point Lock  
 Aluminum Screen  
 Charcoal Fiberglass Mesh  
 Satin Taupe Surround  
 6 9/16" Jambas ..... 35.72  
 Nailing Fin

Project Subtotal Net Price: USD 34,153.02  
 5.500% Sales Tax: USD 1,878.42  
 Project Total Net Price: USD 36,031.44

## Terms and Conditions

The above prices, specifications and conditions are satisfactory and hereby accepted. Any changes or modifications to this contract must be in writing and signed by both parties. I understand Marvin windows are custom made to fit my home and cannot be cancelled or returned under any circumstances once the order has been placed. Ellsworth Builders Supply is authorized to place the order as noted and specified above. Payments will be made as outlined above. Please note: Marvin's PVD Brass, PVD Satin Nickel and PVD Oil Rubbed Bronze door hardware finishes are the only exterior hardware finishes warranted by Marvin in Coastal applications.

PLEASE VERIFY THE FOLLOWING AND INITIAL

\_\_\_ EXTERIOR FINISH AND COLOR

\_\_\_ SEE SKETCH FOR SDL(SIMULATED DIVIDED LIGHT) OR WOOD GRILL PATTERN

\_\_\_ JAMB DEPTH

LIMITED WARRANTY: Marvin Windows and Doors provide a limited warranty covering its products as described fully in the Marvin Windows and Doors Owner's Manual available for download at [www.marvin.com](http://www.marvin.com) or [www.integritywindows.com](http://www.integritywindows.com)

RETURNS AND/OR CANCELLATIONS: Items contained in the order have been specifically ordered for you. These items may not be returned for credit nor can the order be canceled. It is the buyer's responsibility to ensure the quantities, and options are correct and as desired.

PLEASE SIGN AND DATE BELOW:

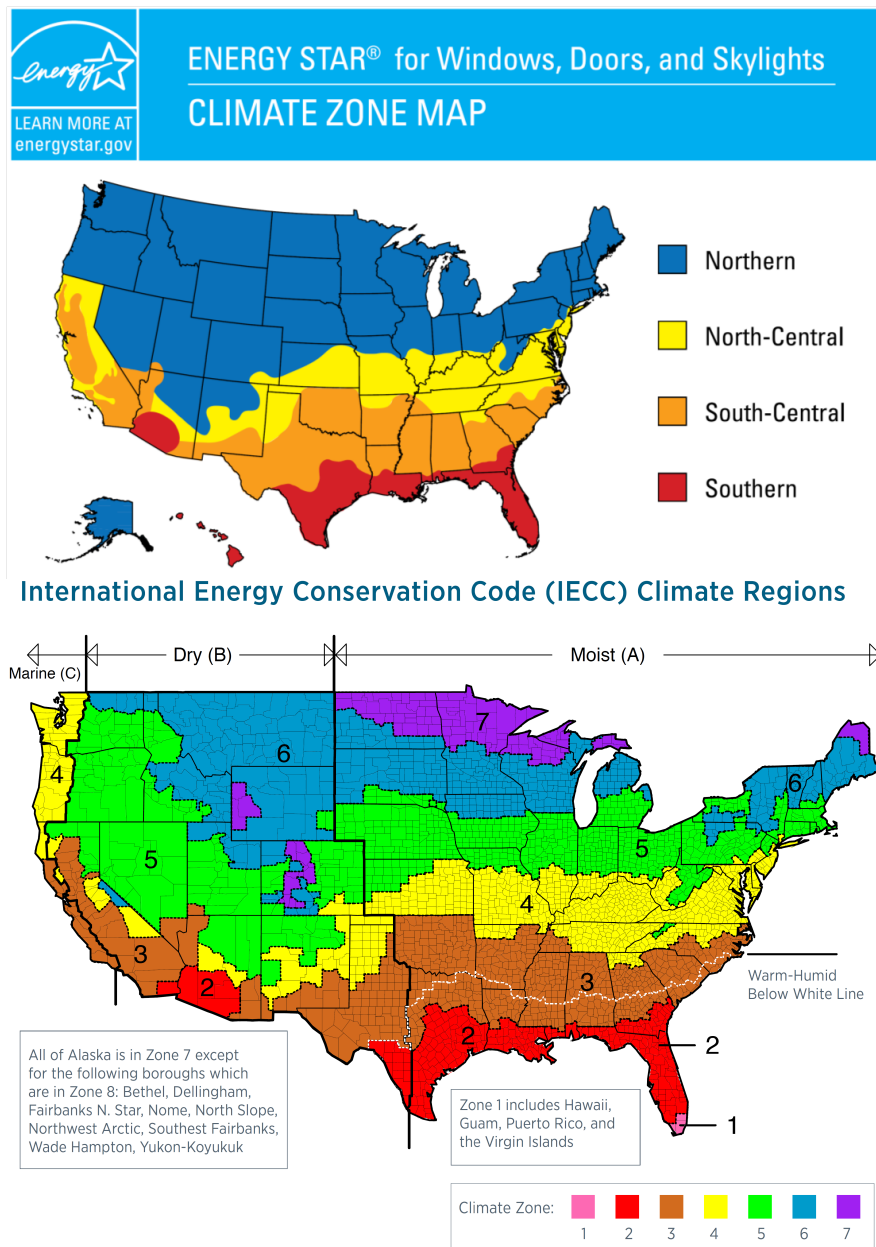
## Product and Performance Information

NFRC energy ratings and values may vary depending on the exact configuration of glass thickness used on the unit. This data may change over time due to ongoing product changes or updated test results or requirements.

The National Fenestration Rating Council (NFRC) has developed and operates a uniform national rating system for the energy performance of fenestration products, including windows and doors. For additional information regarding this rating system, see [www.nfrc.org/WindowRatings](http://www.nfrc.org/WindowRatings).

NFRC energy values and ratings may change over time due to ongoing product changes, updated test results or requirements.

Review the map below to determine if your units meet ENERGY STAR for your location.



## PURCHASE APPROVAL/SIGN OFF

**Project Subtotal Net Price: USD 34,153.02**  
**5.500% Sales Tax: USD 1,878.42**  
**Project Total Net Price: USD 36,031.44**

I have reviewed all line item quotes in detail and agree that the product specifications and pricing are accurate, and I approve the project for order. I acknowledge that additional charges, tax or Terms and Conditions may apply.

**BUYER:**

Signature: \_\_\_\_\_

Title: \_\_\_\_\_

Date: \_\_\_\_\_