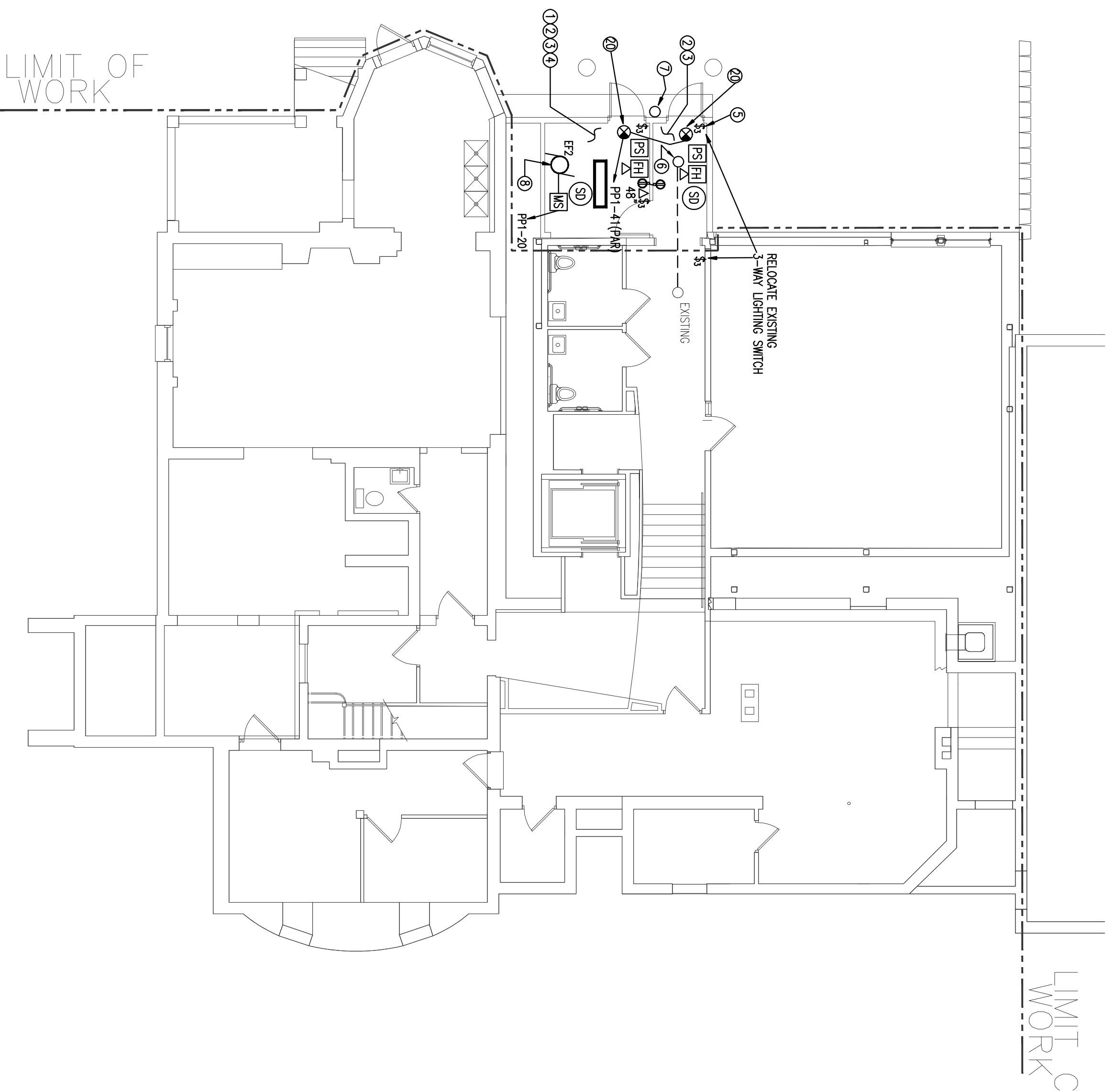


**DEMOLITION NOTES:**

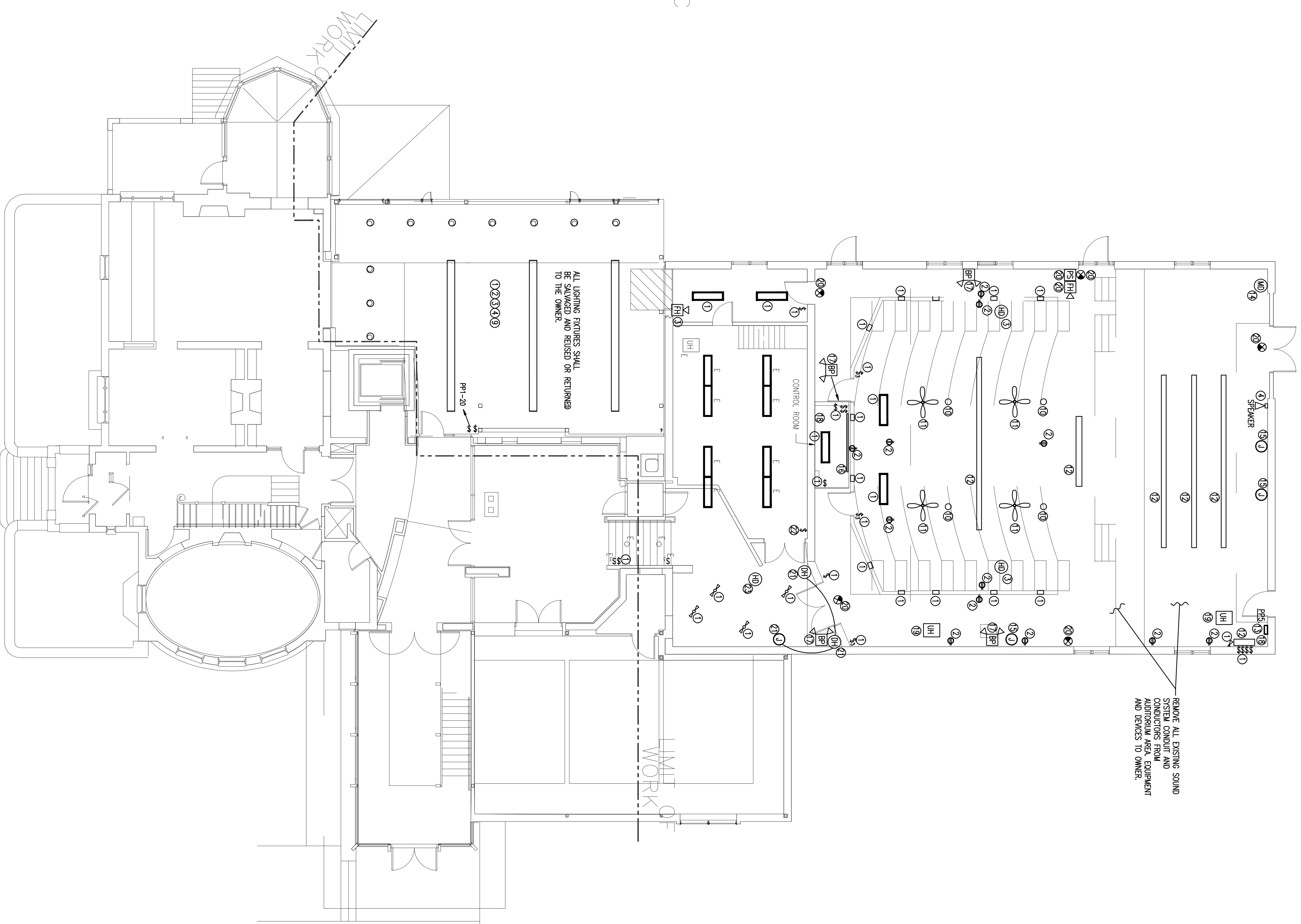
- ① REMOVE EXISTING LIGHTING FIXTURES, SWITCHES, CONDUIT AND CONDUCTORS BACK TO SOURCE.
- ② REMOVE EXISTING RECEPTACLES, CONDUIT AND CONDUCTORS BACK TO SOURCE OR NEAREST JUNCTION BOX.
- ③ REMOVE EXISTING FIRE ALARM DEVICE, CONDUIT AND CONDUCTORS BACK TO NEAREST JUNCTION POINT. MAINTAIN SYSTEM OPERATION WITHIN NON-CONSTRUCTION AREAS.
- ④ REMOVE EXISTING TELEPHONE, SPEAKER, CONDUIT AND CONDUCTORS BACK TO SOURCE.
- ⑤ REMOVE EXISTING 3-WAY SWITCH AND RELOCATE TO NEW LOCATION AND RECONNECT TO EXISTING SWITCH.
- ⑥ REMOVE EXISTING RECESSED LIGHT FIXTURE, REMOVE CONDUIT AND CONDUCTORS BACK TO SOURCE RECESSED LIGHT FIXTURE.
- ⑦ REMOVE EXISTING LIGHT FIXTURE, CONDUIT AND CONDUCTORS BACK TO EXTERIOR LIGHTING CONDUIT.
- ⑧ REMOVE EXISTING EXHAUST FAN, CONTROLS, CONDUIT AND CONDUCTORS BACK TO SOURCE.
- ⑨ REMOVE EXISTING TELEVISION AND/OR NETWORK, JACK, CONDUIT AND CONDUCTORS BACK TO SOURCE.
- ⑩ REMOVE EXISTING HOIST CEILING FIXTURES, REMOVE CONDUIT AND CONDUCTORS BACK TO SOURCE.
- ⑪ REMOVE EXISTING CEILING FANS AND SPEED CONTROL SWITCH, REMOVE CONDUIT AND CONDUCTORS BACK TO SOURCE.
- ⑫ REMOVE EXISTING STAGE LIGHTING AND RELATED POWER/CONTROL EQUIPMENT, DELIVER TO OWNER, REMOVE CONDUIT AND CONDUCTORS BACK TO SOURCE.
- ⑬ REMOVE EXISTING ELECTRICAL PANEL, EXISTING CONDUIT AND FEEDER TO SOURCE.
- ⑭ REMOVE EXISTING MOTION DETECTOR, DELIVER TO OWNER, REMOVE CONDUIT AND CONDUCTORS BACK TO SOURCE.
- ⑮ REMOVE EXISTING "WIRELOUT" POWER STRIP, CONDUIT AND CONDUCTORS BACK TO SOURCE.
- ⑯ REMOVE EXISTING EMERGENCY LIGHT FIXTURE AND DELIVER TO OWNER, REMOVE CONDUIT AND CONDUCTORS BACK TO SOURCE.
- ⑰ REMOVE EXISTING CONDUIT AND CONDUCTORS FROM CONTROL BOOTH TO STAGE AREA.
- ⑱ REMOVE EXISTING LIFT HEATERS, CONTROLS, CONDUIT AND CONDUCTORS BACK TO SOURCE.
- ⑲ REMOVE EXISTING EXIT SIGN AND DELIVER TO OWNER, REMOVE CONDUIT AND CONDUCTORS BACK TO SOURCE.
- ⑳ REMOVE EXISTING DOOR HOLDERS AND JUNCTION BOX, REMOVE CONDUIT AND CONDUCTORS BACK TO SOURCE.
- ㉑ RELOCATE/RECONNECT EXISTING SWITCH WITHIN ROOM, COORDINATE WITH NEW WORK PLAN, WORK SHEET E-1.5.
- ㉒ RELOCATE/RECONNECT EXISTING HEAT DETECTOR IN NEW AIRLEAK STORAGE AREA, SEE NEW WORK SHEET E-1.5.

**GENERAL DEMOLITION NOTES:**

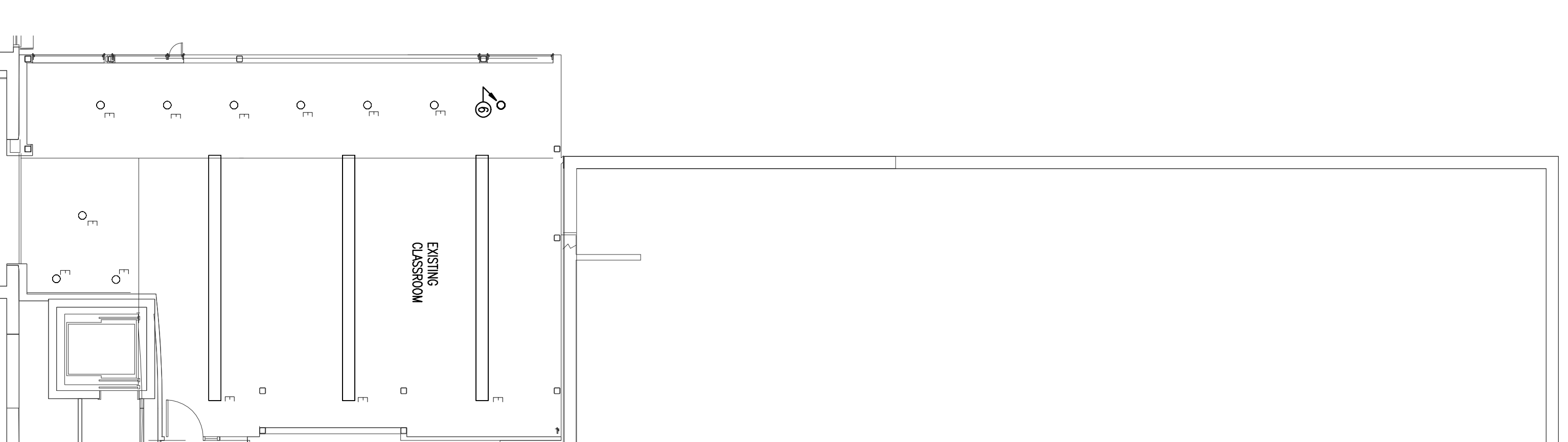
1. PRIOR TO DEMOLITION, CONTRACTOR SHALL VERIFY SOURCE PANELS OF ALL CIRCUITS WITHIN THE DEMOLITION AREA.
2. POWER, LIGHTING AND SYSTEMS CONDUITS AND CIRCUITS MADE OBSOLETE BY THIS WORK, SHALL BE REMOVED IN THEIR ENTIRETY, BACK TO SOURCE PANELS OR EQUIPMENT. ELECTRICAL DEVICES, EQUIPMENT, CONDUITS AND CIRCUIT SHALL NOT BE ABANDONED IN PLACE.
3. LAMPING CIRCUITS TO POWER, LIGHTING AND SYSTEMS DEVICES REMAINING ESTABLISHED ON THE FLOOR.
4. ALL ELECTRICAL DEVICES/EQUIPMENT BEING REMOVED SHALL BE STORED FOR REUSE/DISPOSED IN THE OWNER'S DISCRETION.
5. CONTRACTOR SHALL INSURE THAT AREAS STILL BEING USED/OCCUPIED HAVE MINIMUM IMPACT DURING CONSTRUCTION.
6. COORDINATE DEMOLITION WITH OTHER TRADES.
7. "T" DEMONSTRATES DEVICES/EQUIPMENT THAT ARE EXISTING TO REMAIN.



**GROUND FLOOR PLAN - DEMOLITION**  
SCALE: 1/8"=1'-0"



**FIRST FLOOR PLAN - DEMOLITION**  
SCALE: 1/8"=1'-0"



**SECOND FLOOR PART PLAN - DEMOLITION**  
SCALE: 1/8"=1'-0"

<p><b>DATE:</b> 2007 <b>SCALE:</b> AS NOTED <b>PROJECT NO.:</b> 2005-004-010 <b>DRAWN BY:</b> MS <b>DWG NO.:</b> 2004 © Scott Simon Architects</p>	<p><b>STATUS:</b> ISSUED FOR BIDDING</p>	<p><b>TITLE:</b> ELECTRICAL DEMOLITION FLOOR PLAN</p>	<p><b>PROJECT:</b> WAYNFLETE ARTS CENTER PHASE TWO ADDITION/RENOVATION 390 SPRING STREET PORTLAND, ME</p>	<p><b>THIS DRAWING IS THE PROPERTY OF SCOTT SIMON ARCHITECTS AND IS NOT TO BE COPIED OR REPRODUCED IN WHOLE OR IN PART.</b></p> <p><b>Scott Simon Architects</b> 73 York Street Portland, Maine 04101 Tel: 603.778.4888 Fax: 603.778.4889</p>	<p><b>Neil and Gunter</b> CAD FILE 255962003</p>
--	--	---	---	---	--

**E-1.1**