


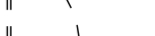


DEMOLITION PLAN KEY NOTES

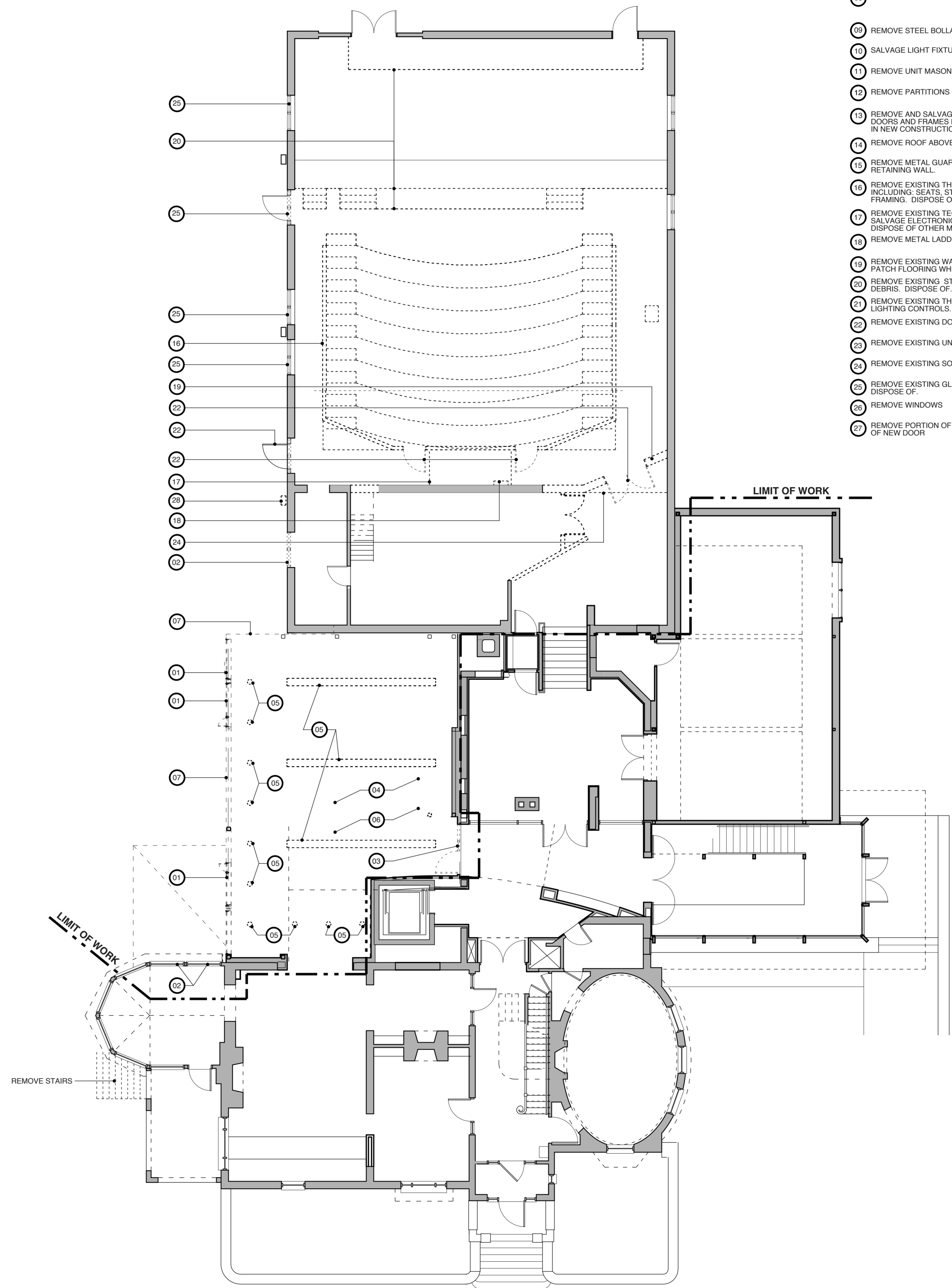
- 01 REMOVE EXISTING WINDOWS, SALVAGE FOR OWNER.
- 02 REMOVE EXISTING WINDOWS, DISPOSE OF.
- 03 REMOVE EXISTING DOOR, DOOR FRAME AND PORTION OF WALL SHOWN, SALVAGE DOOR AND FRAME FOR REUSE IN NEW CONSTRUCTION.
- 04 REMOVE CEILING, SALVAGE CEILING TILE FOR REUSE. DEMO TRACK AND TRIM.
- 05 SALVAGE EXISTING LIGHT FIXTURES FOR REUSE IN NEW CONSTRUCTION.
- 06 REMOVE FLOOR FINISHES, INCLUDING VCT, CARPET PADDING AND ALL ADHESIVES. PREP TO RECEIVE NEW FLOORING.
- 07 REMOVE PORTION OF EXTERIOR WALL SHOWN.
- 08 OMIT.
- 09 REMOVE STEEL BOLLARDS.
- 10 SALVAGE LIGHT FIXTURE FOR REUSE.
- 11 REMOVE UNIT MASONRY RETAINING WALL.
- 12 REMOVE PARTITIONS SHOWN.
- 13 REMOVE AND SALVAGE EXTERIOR DOORS AND FRAMES FOR REUSE IN NEW CONSTRUCTION.
- 14 REMOVE ROOF ABOVE.
- 15 REMOVE METAL GUARDRAIL AT EXISTING RETAINING WALL.
- 16 REMOVE EXISTING THEATER SEATING ASSEMBLY INCLUDING SEATS, STEPS, PLATFORM AND FRAMING. DISPOSE OF.
- 17 REMOVE EXISTING TECH BOOTH, SALVAGE ELECTRONICS. DISPOSE OF OTHER MATERIAL.
- 18 REMOVE METAL LADDER. DISPOSE OF.
- 19 REMOVE EXISTING WALL. DISPOSE OF. PATCH FLOORING WHERE NECESSARY.
- 20 REMOVE EXISTING STAGE, STEPS, AND MISC. DEBRIS. DISPOSE OF.
- 21 REMOVE EXISTING THEATER LIGHTS AND LIGHTING CONTROLS. SALVAGE FOR REUSE.
- 22 REMOVE EXISTING DOORS. DISPOSE OF.
- 23 REMOVE EXISTING UNIT HEATER. DISPOSE OF.
- 24 REMOVE EXISTING SOFFIT. DISPOSE OF.
- 25 REMOVE EXISTING GLASS @ WINDOWS OF GYM. DISPOSE OF.
- 26 REMOVE WINDOWS.
- 27 REMOVE PORTION OF WALL FOR INSTALLATION OF NEW DOOR.

DEMOLITION LEGEND


-  EXISTING WALL TO REMAIN
-  EXISTING DOOR TO REMAIN
-  EXISTING WALL TO BE REMOVED AS NOTED
-  EXISTING DOOR AND/OR FRAME TO BE REMOVED AS NOTED

DEMOLITION GENERAL NOTES

1. REFER TO MECH/ELEC. DWGS FOR RELATED DEMO WORK. G.C. COORDINATE ALL WORK WITH SUBCONTRACTORS AS REQ'D.
2. REFER TO SHT. A-1.4 (ROOF PLAN) FOR ROOF DEMO WORK.
3. ALL WORK TO BE SEQUENCED, PHASED AND SCHEDULED WITH WAYNFLETE SCHOOL. DIRECTOR OF FACILITIES: DAVID BROWN, 772-6932
4. G.C. SHALL BE RESPONSIBLE FOR CUTTING AND PATCHING AS REQ'D FOR STRUCTURAL, MECH, ELEC AND FIRE PROTECTION WORK. COORDINATE AS REQ'D. ALL NEW AND ABANDONED OPENINGS PATCHED BACK TO MATCH EXISTING.
5. ALL SLABS NOT COMPLETELY REMOVED TO BE SAWCUT NEATLY.
6. G.C. TO PROTECT AREAS NOT AFFECTED BY CONSTRUCTION ADJACENT TO WORK AREAS. AREAS OCCUPIED BY OWNER DURING CONSTRUCTION TO HAVE ADEQUATE EXITS TO COMPLY WITH ALL CODES.
7. G.C. SHALL BE RESPONSIBLE FOR ALL TEMPORARY SUPPORTS, SHORING AND BRACING AS REQ'D FOR ALL STRUCTURAL MODIFICATIONS.
8. NOTE: LIMIT OF WORK LINE INCLUDED AS GENERAL REFERENCE LINE ONLY. SOME ELEC./MECH. WORK WILL REQUIRE INTERVENTION BEYOND LIMIT OF WORK LINES.



1 FIRST FLOOR DEMOLITION PLAN
SCALE: 1/8" = 1'-0"



SSA
Scott Simons Architects
75 York Street
Portland, Maine 04101
phone 207 772 4656
fax 207 828 4656

THIS DRAWING IS THE PROPERTY OF SCOTT SIMONS ARCHITECTS AND IS NOT TO BE COPIED OR REPRODUCED IN PART OR WHOLE.

PROJECT
**WAYNFLETE ARTS CENTER
PHASE TWO**
ADDITION/ RENOVATION
360 SPRING STREET
PORTLAND, ME

TITLE
**FIRST FLOOR
DEMOLITION PLAN**

STATUS: **ISSUED FOR BIDDING**
CONSTRUCTION DOCUMENTS

DATE: **09.07.2007** REVISION /DATE:

PROJECT NO: **2003-0040.00**
DRAWN BY:

2007 © Scott Simons Architects
DWG NO. **D-1.2**