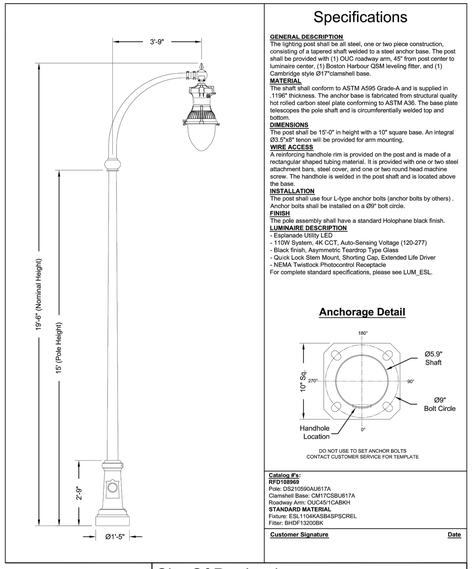

Specifications

GENERAL DESCRIPTION
The lighting post shall be all steel, one or two piece construction, consisting of a tapered shaft welded to a steel anchor base. The post shall be provided with (1) OUC roadway arm, 45° from post center to luminaire center, (1) Boston Harbour G5M leveling fitter, and (1) Cambridge style Ø17"clamshell base.
MATERIAL
The shaft shall conform to ASTM A595 Grade-A and is supplied in .1196" thickness. The anchor base is fabricated from structural quality hot rolled carbon steel plate conforming to ASTM A36. The base plate telescopes the pole shaft and is circumferentially welded top and bottom.
DIMENSIONS
The post shall be 15'-0" in height with a 10" square base. An integral Ø3.5"x8" tenon will be provided for arm mounting.
WIRE ACCESS
A reinforcing handhole rim is provided on the post and is made of a rectangular shaped tubing material. It is provided with one or two steel attachment bars, steel cover, and one or two round head machine screw. The handhole is welded in the post shaft and is located above the base.
INSTALLATION
The post shall use four L-type anchor bolts (anchor bolts by others) . Anchor bolts shall be installed on a Ø9" bolt circle.
FINISH
The pole assembly shall have a standard Holophane black finish.
LUMINAIRE DESCRIPTION
- Esplanade Utility LED
- 110W System, 4K CCT, Auto-Sensing Voltage (120-277)
- Black finish, Asymmetric Teardrop Type Glass
- Quick Lock Stem Mount, Shorting Cap, Extended Life Driver
- NEMA Twistlock Photocontrol Receptacle

For complete standard specifications, please see LUM_ESL.

Anchorage Detail

DO NOT USE TO SET ANCHOR BOLTS
CONTACT CUSTOMER SERVICE FOR TEMPLATE

Catalog #'s:
RFD108969
Pole: DS210S6OAU617A
Clamshell Base: CM17CSBU617A
Roadway Arm: OUCA5S1CABK4
STANDARD MATERIAL
Fixture: ESL110RAX28I4SPSCREL
Filter: BHDF13200BK

Customer Signature **Date**

HOLOPHANE®
LEADER IN LIGHTING SOLUTIONS
An Acuity Brands Company

City Of Portland
Portland, Maine

ORDER #: 2066-14-10519-1	TYPE:	DRAWING #
REVISION:	REVISION DATE:	TSG 009221
DRAWN: MAB	ORIGIN DATE: 10/27/15	PAGE: 1 of 1

THIS DRAWING, WHEN APPROVED, SHALL BECOME THE COMPLETE SPECIFICATION FOR THE MATERIAL TO BE FURNISHED BY HOLOPHANE ON THE ORDER NOTED ABOVE. A LIST OF SIMILAR DESIGN MAY BE SUPPLIED, BUT ONLY AFTER APPROVAL BY THE CUSTOMER IN WRITING. ON POLE ORDERS AN ANCHOR BOLT TEMPLATE PRINT WILL BE SUPPLIED WITH EACH ANCHOR BOLT ORDER TO MATCH THE POLE PROVIDED. THIS PRINT IS THE PROPERTY OF HOLOPHANE AND IS LOANED SUBJECT TO RETURN UPON DEMAND AND UPON EXPRESS CONDITION THAT IT WILL NOT BE USED DIRECTLY OR INDIRECTLY IN ANY WAY DETRIMENTAL TO OUR INTERESTS, AND ONLY IN CONNECTION WITH MATERIAL FURNISHED BY HOLOPHANE.

NOTE:
1. LED FIXTURES, 3000k, BLACK IN COLOR (BASE, POLE LIGHT FIXTURE), CONCRETE BASE SET 2" TO 4" ABOVE FINISH GRADE.

1 / L3.1 EASTERN WATERFRONT LIGHT (HANCOCK STREET)
NOT TO SCALE

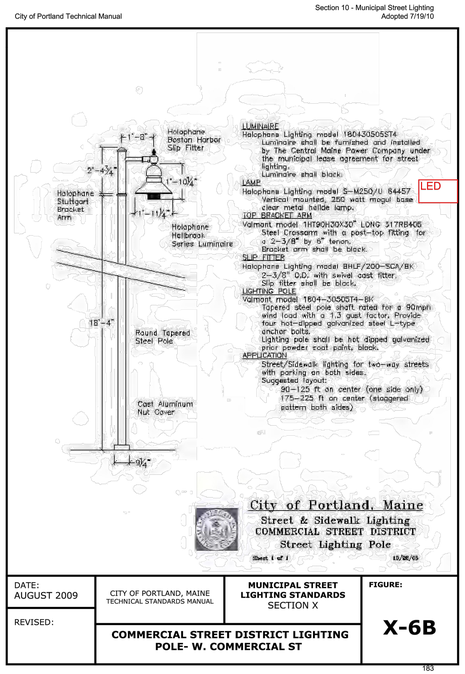

NOTE:
1. LED FIXTURES, 3000k, BLACK IN COLOR (BASE, POLE LIGHT FIXTURE), CONCRETE BASE SET 2" TO 4" ABOVE FINISH GRADE.

2 / L3.1 COMMERCIAL STREET LIGHT (THAMES STREET)
NOT TO SCALE

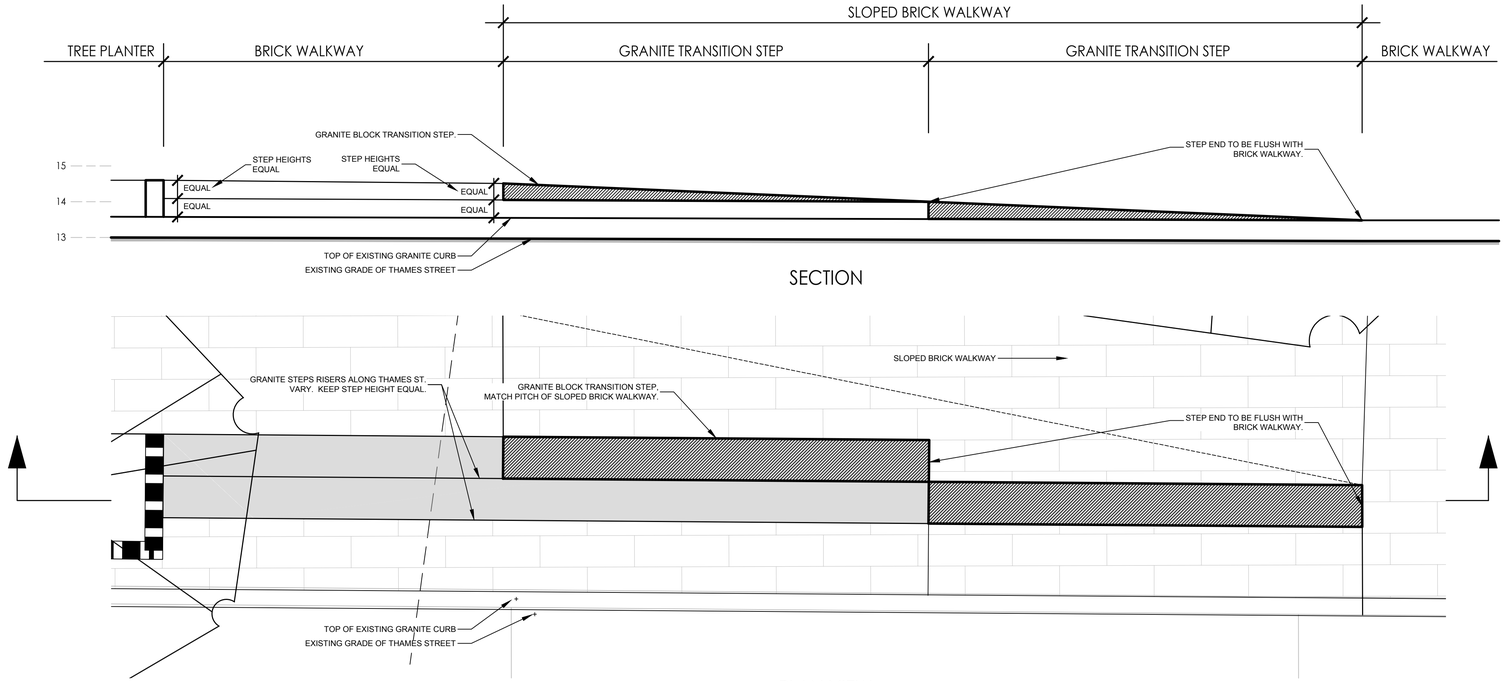

GRANITE STEP TRANSITION (THAMES ST. NEAR MOUNTFORT)
Scale: 1" =2'-0"

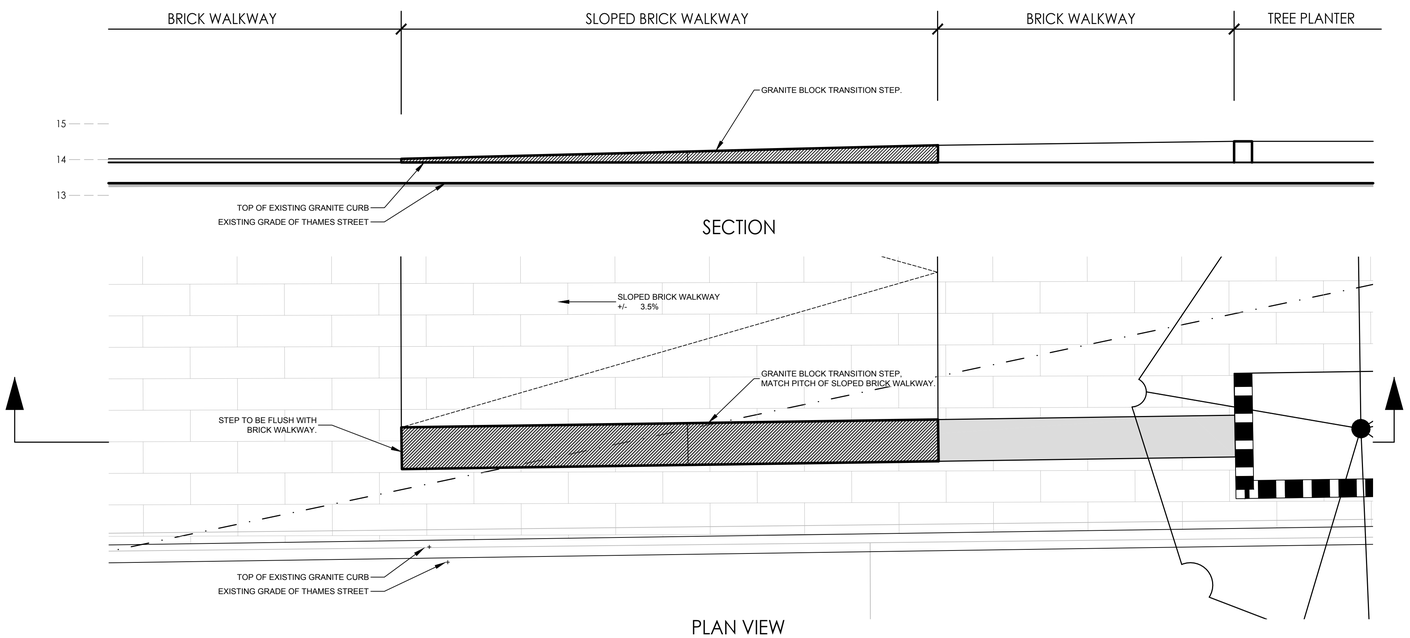

GRANITE STEP TRANSITION (THAMES ST. NEAR HANCOCK)
Scale: 1" =2'-0"

F:\Projects\978-WEX Thames Street\Cad\978-Base-MS 10-20-17.dwg scott 10/24/2017 3:10 PM

Stantec

Stantec
482 Payne Road Scarborough Court
Scarborough, Maine 04074-8929
Tel. 207.883.3355
www.stantec.com

Copyright Reserved
The Contractor shall verify and be responsible for all dimensions. DO NOT scale the drawing - any errors or omissions shall be reported to Stantec without delay.
The Copyrights to all designs and drawings are the property of Stantec. Reproduction or use for any purpose other than that authorized by Stantec is forbidden.

Consultants

MOHR & SEREDIN
Landscape Architects, Inc.
18 Pleasant Street
Portland, Maine 04101
207-871-0003

Notes

Revision	By	Appd.	YY.MM.DD
4 REVISED ISSUED FOR CONSTRUCTION/FINAL PLANS PER CITY COMMENTS	M&S	SBM	17.10.24
3 ISSUED FOR CONSTRUCTION/FINAL PLANS	M&S	SBM	17.10.20
2 REV1 FINAL SITE PLAN PLANNING BOARD SUBMISSION	M&S	SBM	17.10.10
1 FINAL SITE PLAN PLANNING BOARD SUBMISSION	M&S	SBM	17.10.4

File Name: 978-Base-MS 10-5-17	M&S	SBM	TS	17.10.24
P.E. STEPHEN R. BUSHEY	DWN.	CHKD.	DSGN.	DATE

Permit-Seal

Client/Project
0 HANCOCK LLC

THAMES STREET SITE
PORTLAND, MAINE

Title
LANDSCAPE DETAILS

Project No. 195350450
Scale 1" = 10'

Sheet
L-3.1