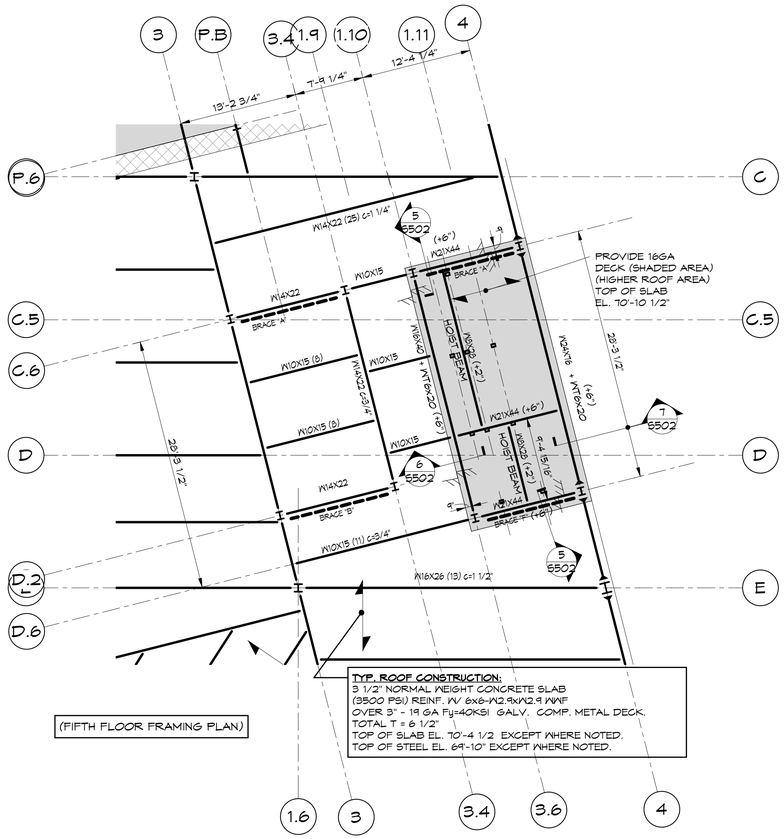

4 ELEVATOR ROOF FRAMING PART PLAN
1/8" = 1'-0"

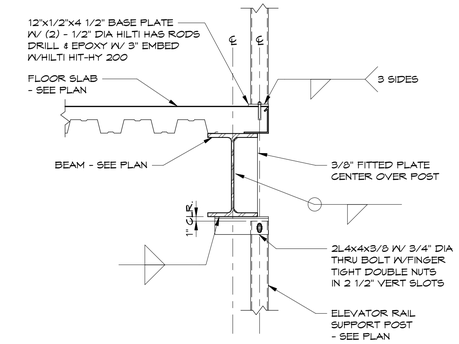

1 TYPICAL ELEVATOR GUIDE RAIL SUPPORT AT SLAB EDGE DETAIL
NOT TO SCALE

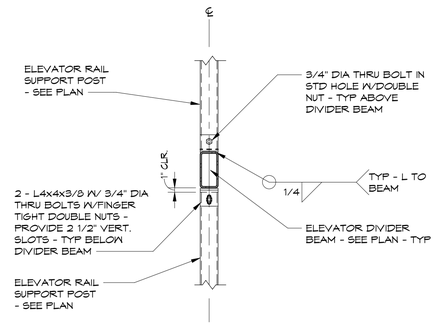

2 TYPICAL ELEVATOR GUIDE RAIL SUPPORT AT DIVIDER BEAM
NOT TO SCALE

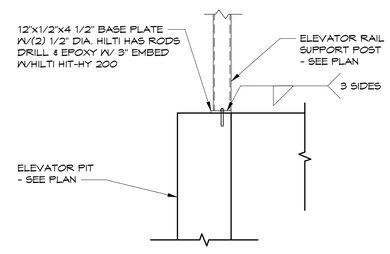

3 TYPICAL ELEVATOR GUIDE RAIL SUPPORT AT PIT
NOT TO SCALE

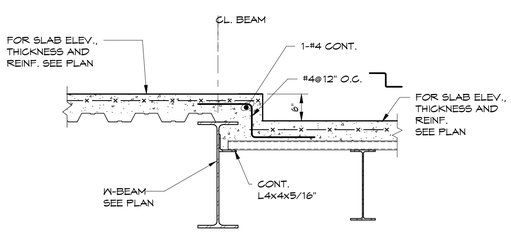

5 SECTION
3/4" = 1'-0"

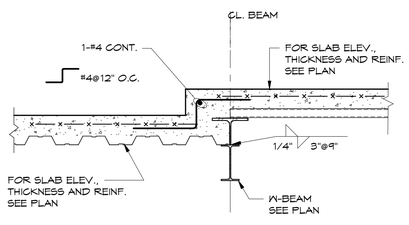

6 SECTION
3/4" = 1'-0"

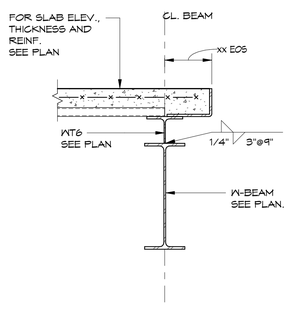

7 SECTION
3/4" = 1'-0"

STATE OF MAINE
RIMANTAS M. VEITAS
No. 9477
LICENSED PROFESSIONAL ENGINEER

Prepared For:
0 Hancock Street LLC

Consulting Engineer:
VEITAS PLUS VEITAS engineers
638 Granite Street, Suite 101
Braintree, Massachusetts 02184
TEL:(781)843-2868 FAX:(781)849-2065

Architect:
ARCHETYPE architects
48 Union Wharf Portland, Maine 04101
(207) 772-6022 Fax (207) 772-4056

Project:
0 HANCOCK STREET
0 HANCOCK STREET
PORTLAND, MAINE

Revisions:
08-11-17 Issued for Foundation Permit
08-31-17 Permit Set
09-15-17 Steel Bid Set
09-22-17 Pile Bid Set
09-29-17 Concrete Bid Set
10-06-17 Issued for Permit

Scale:

Date: 08/11/17

Steel Sections & Details

S502