

SEE MECHANICAL NOTES AND FLOOR PLAN FOR CEILING DUCT SPECIFICATIONS

OSB OR PLYWOOD BEARING STRIP THE SAME THICKNESS AS THE CEILING MATERIAL TO BE INSTALLED AS NECESSARY AT ALL BEARING WALLS AND COLUMNS

RIM MEMBER 2X SYP#2 MINIMUM

SEE STATE DESIGN PACKAGE FOR ROOF TO WALL FASTENING REQUIREMENTS.

26 GA. X 1-1/2" STEEL STRAP FROM EACH TRUSS TO WALL STUD FASTENED W/ (7) 15 GA. X 1" STAPLES PER STRAP END (TYPICAL SIDEWALLS)
NOTE: TRUSSES WHICH DO NOT FALL DIRECTLY OVER WALL STUDS SHALL BE STRAPPED TO TOP PLATE AND TOP PLATE SHALL BE STRAPPED TO NEAREST ADJACENT

CRIPPLE STUDS 2X6 SPF#2 @ 16" O.C.

2x HEADER PER APPROVED PACKAGE

SILL PLATE 2X6 SPF#2

CRIPPLE STUDS 2X6 SPF#2 @ 16" O.C.

5/8" PLYWOOD STURD-I-FLOOR, EXP-1, 20" O.C. 5 PLY PERPENDICULAR TO JOIST T & G 48" O.C.

BOTTOM PLATE 2X6 SYP#3

26 GA. X 1-1/2" STEEL STRAP FROM WALL STUD TO FLOOR JOIST @ OPENING STUDS AND 16" O.C. W/ (7) 15 GA. X 1" STAPLES PER STRAP END (TYPICAL SIDEWALLS & ENDWALLS)

LAG CHASSIS TO FLOOR JOIST PER APPROVED STRUCTURAL PACKAGE

OUTTRIGGER AND CROSSMEMBER PER STATE DESIGN PACKAGE

I-BEAM - M12x8.6

ATTIC VENTILATION IS PROVIDED BY (1) 100 CFM FAN AND (1) GABLE VENT

LISTED TRUSSES @ 16" O.C.

ROOF COVERING: SEE ROOF SHEATHING DETAIL AND EXTERIOR FINISH MATERIAL BLOCK FOR ROOF COVERING.

EXTERIOR WALL STRUCTURAL BRACING SIDEWALLS: BRACING INSTALLATION:

STRUCTURAL SHEATHING SHALL EXTEND CONTINUOUS FROM TOP OF TRUSS TOP CHORD TO 3/4" MINIMUM BELOW TOP OF RIM JOIST W/ ALL SHEATHING EDGES SUPPORTED BY 2" NOMINAL LUMBER OF THE SAME SIZE AND GRADE AS EXTERIOR WALL FRAMING.

BRACING MATERIAL: 7/16" SMART PANEL FASTENED W/16 GA. X 1" X 1-1/2" STAPLES 3" O.C. ON EDGES AND 6" O.C. IN THE FIELD, OR USE THE SAME STRUCTURAL BRACING MATERIAL AND FASTENING METHOD AS SPECIFIED FOR ENDWALLS.

ENDWALLS: BRACING INSTALLATION: STRUCTURAL SHEATHING SHALL EXTEND CONTINUOUS FROM TOP OF TRUSS TOP CHORD TO 3/4" MINIMUM BELOW TOP OF RIM JOIST W/ ALL SHEATHING EDGES SUPPORTED BY 2" NOMINAL LUMBER OF THE SAME SIZE AND GRADE AS EXTERIOR WALL FRAMING.

BRACING MATERIAL: 7/16" SMART PANEL FASTENED WITH 8d COMMON OR GALV. BOX NAILS 3" O.C. EDGES AND 12" O.C. IN THE FIELD.

CEILING INTERIOR FINISH

DBL. TOP PLATE 2X6 SYP#2

TYPICAL WINDOW, SEE FLOOR PLAN FOR SPECIFICATIONS

MODULE

47-3/4" (12' WIDE UNITS)

95-1/2" 12' WIDE UNITS

48" (TYP.)

T & G JOINT

R-60 INSULATION

EXTERIOR WALL STUDS 2X6 SYP#2 @ 16" O.C.

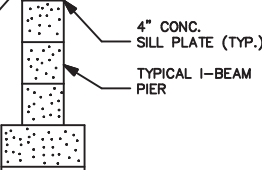
R-21 INSULATION W/KRAFTBACK

ROUT OFF EXCESS FLOOR SHEATHING

RIM JOIST 2X8 SYP#2

FLOOR JOISTS 2X8 SYP#2 @ 16" O.C.

R-30 INSULATION



INTERIOR FINISH MATERIAL:

- CEILING - 1/2" GYP BOARD INSTALLED PER MANUFACTURER'S SPECIFICATIONS (SEASPRAY FINISH)
- WALL - 5/8" TYPE 'X' GYP. BOARD (VCG THROUGHOUT) INSTALLED PER MANUFACTURERS SPECIFICATIONS
- FLOOR - AS NOTED ON PLAN

NOTE: INTERIOR WALL AND CEILING FINISH SHALL BE CLASS B OR BETTER IN CORRIDORS AND CLASS C OR BETTER IN ROOMS AND ENCLOSED SPACES. FLOOR FINISHES SHALL BE CLASS II OR BETTER.

EXTERIOR FINISH MATERIAL:

ROOF - MULE-HIDE 45 MIL (BLACK) EPDM FULLY ADHERED IN ACCORDANCE WITH ESR-1776 OVER 7/16" MULE-HIDE FR DECK PANEL 'C' INSTALLED PER MANUFACTURERS SPECIFICATIONS.

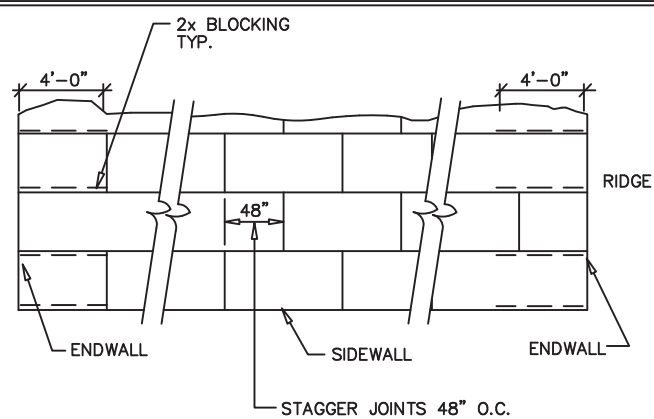
WALL - 7/16" SMART PANEL SIDING OVER APPROVED MOISTURE BARRIER INSTALLED PER MANUFACTURERS SPECIFICATIONS.

APPROVED TRUSS DESIGN:
TRUSS MANUFACTURER: UNIVERSAL
TRUSS DRAWING # P1648701



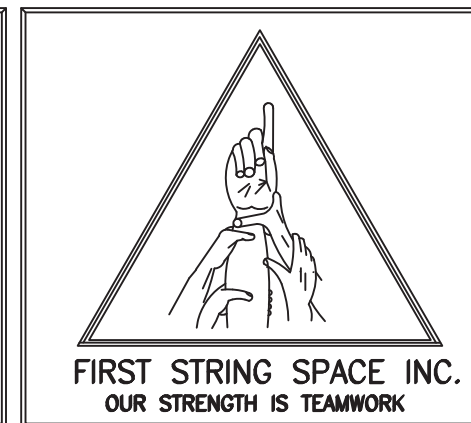
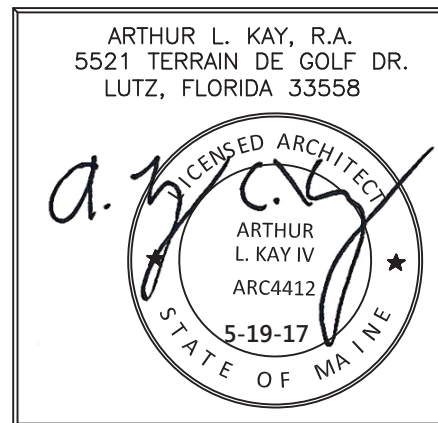
GENERAL CROSS-SECTION NOTES:

- UNLESS OTHERWISE SPECIFIED, ALL STEEL MUST COMPLY W/ ASTM A36, YIELD STRENGTH = 36 KSI.
- ALL LAG SCREWS MUST COMPLY W/ ANSI/ ASME B18.2.1 F_{YB} = 60 KSI MINIMUM.
- SEE FOUNDATION PLAN FOR PIER AND TIE-DOWN STRAPPING LOCATIONS, ORIENTATIONS, AND SPECIFICATIONS.



ROOF SHEATHING DETAIL

MULEHIDE: FR DECK PANEL 'C' ROOF DIAPHRAGM SHALL BE BLOCKED WITH 2XSPF#2 NOM. LUMBER FOR A DISTANCE OF 4'-0" FROM EACH ENDWALL. FASTENED TO TRUSSES W/ 8D SINKER NAILS @ 6" O.C. ON EDGES & 6" O.C. IN THE FIELD.



FIRST STRING SPACE		
892 RAILROAD AVE. EAST PEARSON, GEORGIA 31642 (912) 422-6455		
DATE: 4-29-17		
SCALE: NO SCALE		
CODES: SEE NOTES		
STATES: MAINE	REVISIONS:	BY: A.L.K.
FSS5542 12 x 56 EDUCATION		SHEET
CROSS SECTION	DESTINATION: PORTLAND	4 OF 4