


PROJECT NAME:  
**WAYNFLETE  
LOWER SCHOOL**  
ADDITION & RENOVATIONS

WAYNFLETE SCHOOL  
360 SPRING STREET  
PORTLAND, MAINE 04102



THIS DRAWING IS THE PROPERTY OF SCOTT SIMONS ARCHITECTS (SSA) AND IS NOT TO BE COPIED OR REPRODUCED IN PART OR WHOLE. © 2015 SCOTT SIMONS ARCHITECTS, LLC

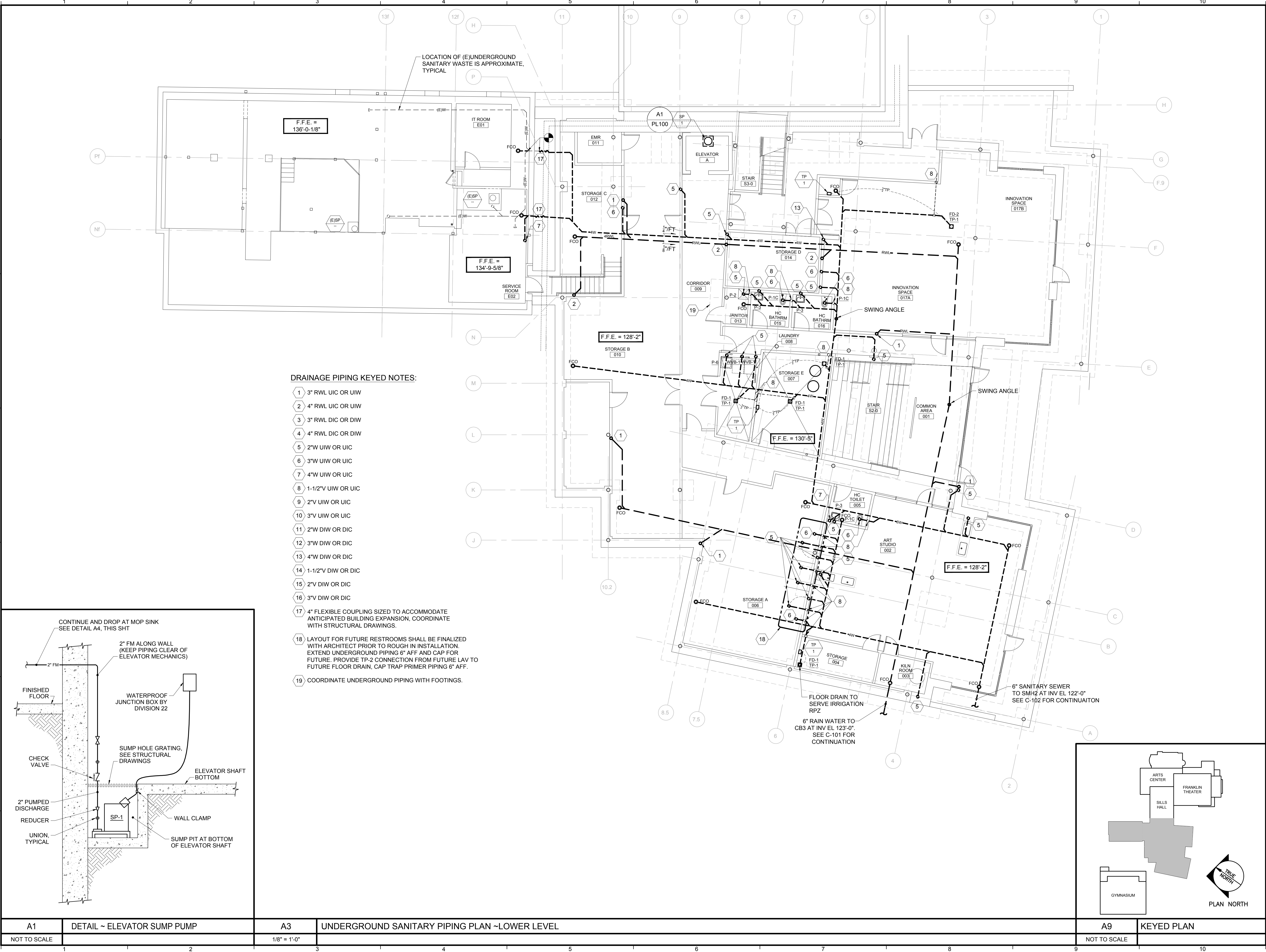
REVISION:

NO.	DATE
1	DATE
2	DATE
3	DATE
4	DATE
5	DATE
6	DATE

DATE OF ISSUE: 12 JANUARY 2017  
PROJECT NUMBER: 2013-0050  
STATUS: ISSUED FOR BID

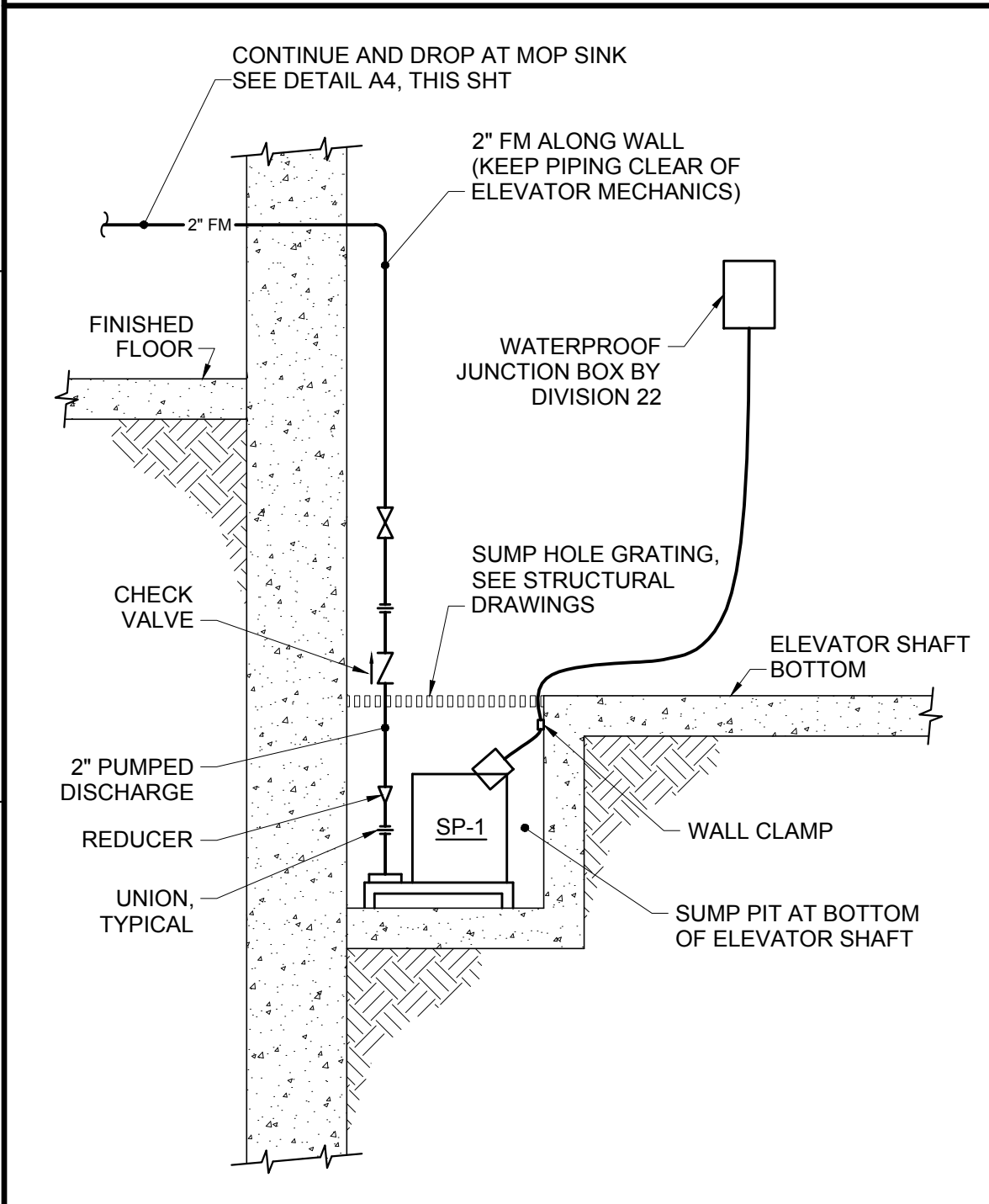
**UNDERSLAB  
SANITARY  
PIPING PLAN ~  
LOWER LEVEL**

**PL100**



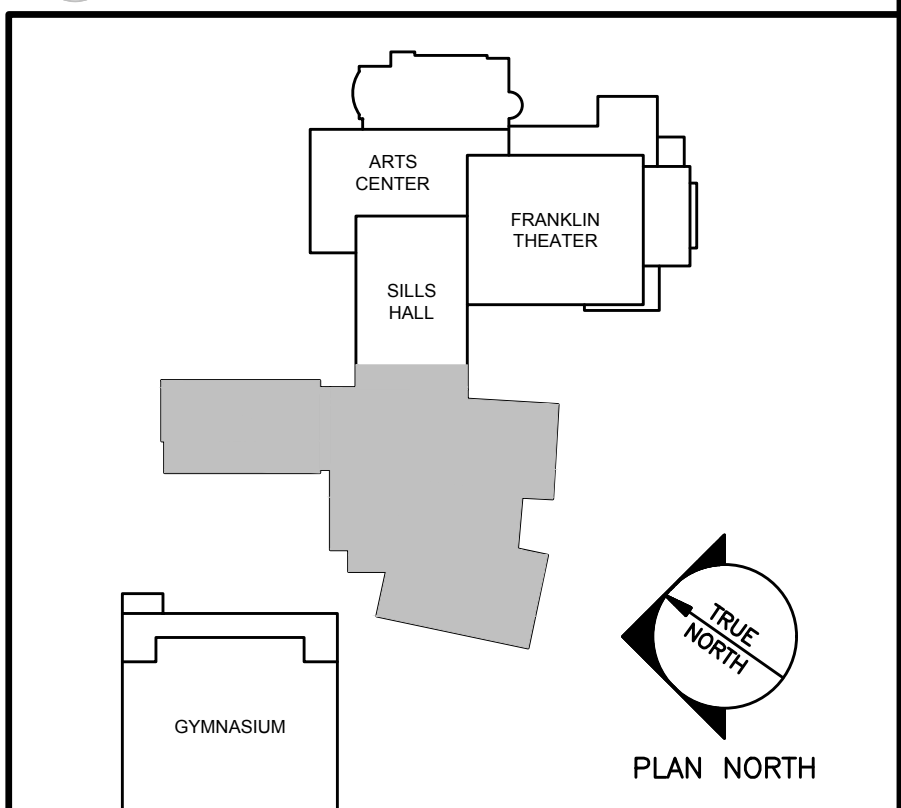
**DRAINAGE PIPING KEYED NOTES:**

- 1 3" RWL UIC OR UIW
- 2 4" RWL UIC OR UIW
- 3 3" RWL DIC OR DIW
- 4 4" RWL DIC OR DIW
- 5 2"W UIW OR UIC
- 6 3"W UIW OR UIC
- 7 4"W UIW OR UIC
- 8 1-1/2"V UIW OR UIC
- 9 2"V UIW OR UIC
- 10 3"V UIW OR UIC
- 11 2"W DIW OR DIC
- 12 3"W DIW OR DIC
- 13 4"W DIW OR DIC
- 14 1-1/2"V DIW OR DIC
- 15 2"V DIW OR DIC
- 16 3"V DIW OR DIC
- 17 4" FLEXIBLE COUPLING SIZED TO ACCOMMODATE ANTICIPATED BUILDING EXPANSION, COORDINATE WITH STRUCTURAL DRAWINGS.
- 18 LAYOUT FOR FUTURE RESTROOMS SHALL BE FINALIZED WITH ARCHITECT PRIOR TO ROUGH IN INSTALLATION. EXTEND UNDERGROUND PIPING 6" AFF AND CAP FOR FUTURE. PROVIDE TP-2 CONNECTION FROM FUTURE LAV TO FUTURE FLOOR DRAIN, CAP TRAP PRIMER PIPING 6" AFF.
- 19 COORDINATE UNDERGROUND PIPING WITH FOOTINGS.



A1 DETAIL ~ ELEVATOR SUMP PUMP  
NOT TO SCALE

A3 UNDERGROUND SANITARY PIPING PLAN ~LOWER LEVEL  
1/8" = 1'-0"



A9 KEYED PLAN  
NOT TO SCALE

N:\Projects\2015\15051 - Waynflete School\00 Drawing Files\15051P.dwg Jun 11, 2017 10:22am