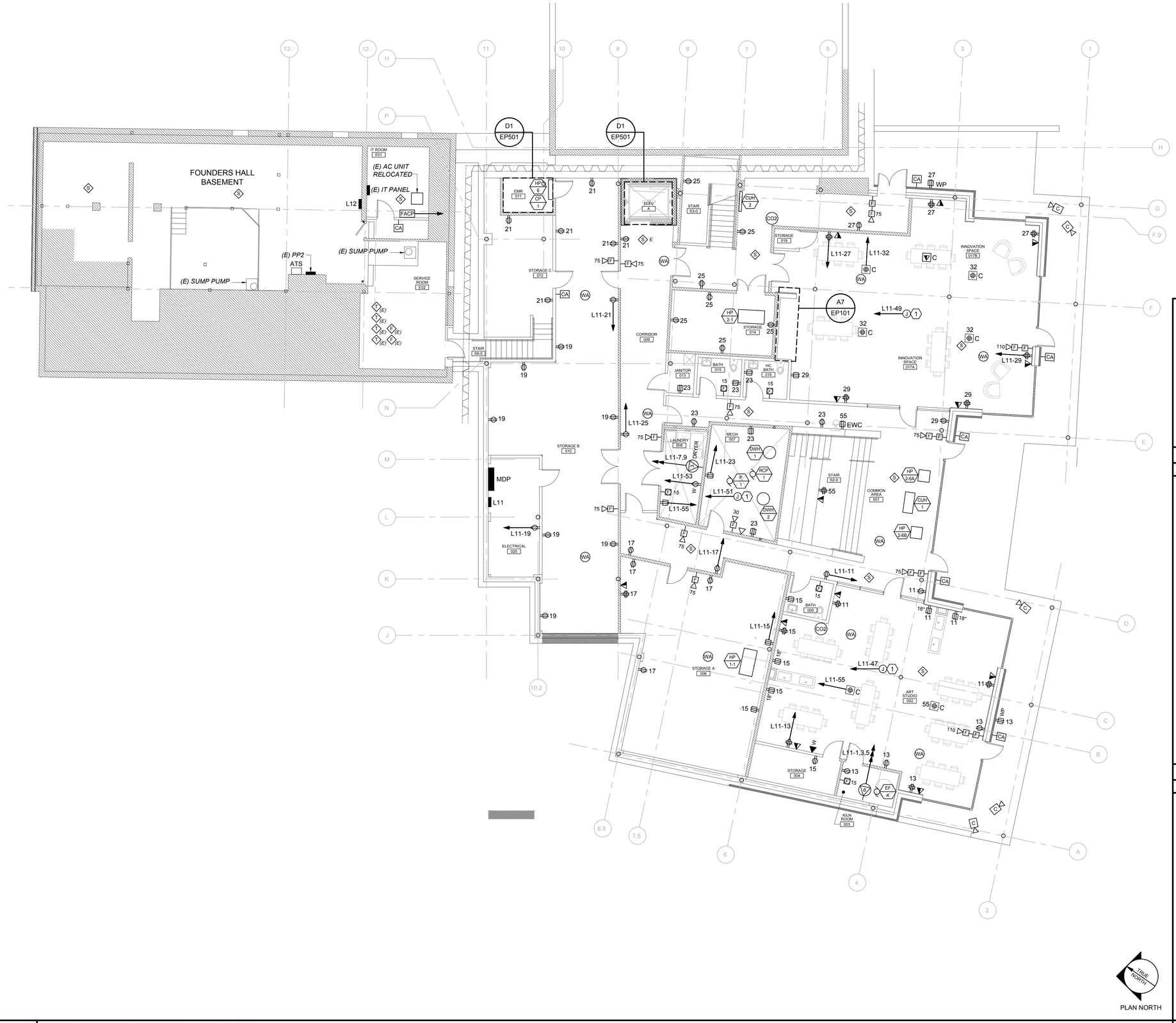

A1	POWER AND SYSTEMS PLAN ~ LOWER LEVEL
1/8" = 1'-0"	

1 PROVIDE JUNCTION BOX WITH CIRCUIT ABOVE CEILING FOR MECHANICAL CONTROL.

D9	KEY NOTES

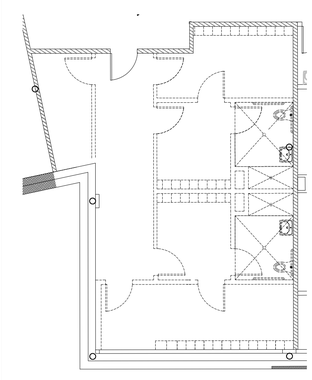

B9	FUTURE FIT-OUT
1/8" = 1'-0"	

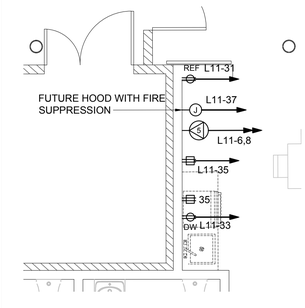

A9	017A KITCHENETTE
1/4" = 1'-0"	

scott simons architects
designed for human potential

75 York Street,
Portland, Maine 04101
simonsarchitects.com
207.772.4656

Allied Engineering
Structural Mechanical Electrical Commissioning

160 Veranda Street
Portland, Maine 04103
T: 207.221.2260
F: 207.221.2266
Web: www.allied-eng.com

© COPYRIGHT 2014 ALLIED ENGINEERING, INC.

Allied Project No: 15051

Cad File: 15051E.dwg

PROJECT NAME:

WAYNFLETE LOWER SCHOOL

ADDITION & RENOVATIONS

WAYNEFLETE SCHOOL
360 SPRING STREET
PORTLAND, MAINE 04102

SEAL:

STATE OF MAINE
CATHERINE A. FAUCHER
No. 7575
LICENSED
PROFESSIONAL ENGINEER

THIS DRAWING IS THE PROPERTY OF SCOTT SIMONS ARCHITECTS (SSA) AND IS NOT TO BE COPIED OR REPRODUCED IN PART OR WHOLE.
2015 © SCOTT SIMONS ARCHITECTS, LLC

REVISION:

1	DATE
2	DATE
3	DATE
4	DATE
5	DATE
6	DATE

DATE OF ISSUE:	12 JANUARY 2017
PROJECT NUMBER:	2013-0050
STATUS:	ISSUED FOR BID

POWER AND SYSTEMS PLAN

LOWER LEVEL

EP101

N:\Projects\2015\15051 ~ Waynflete School\00 Drawing Files\15051_EP.dwg Jan 11, 2017 – 12:32pm