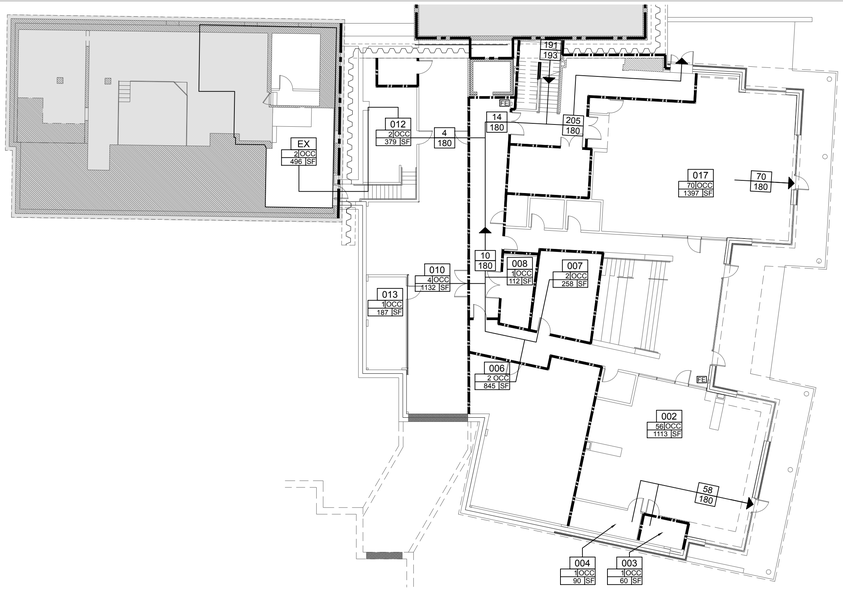

1 LOWER LEVEL LIFE SAFETY PLAN
SCALE: 1/16" = 1'-0"

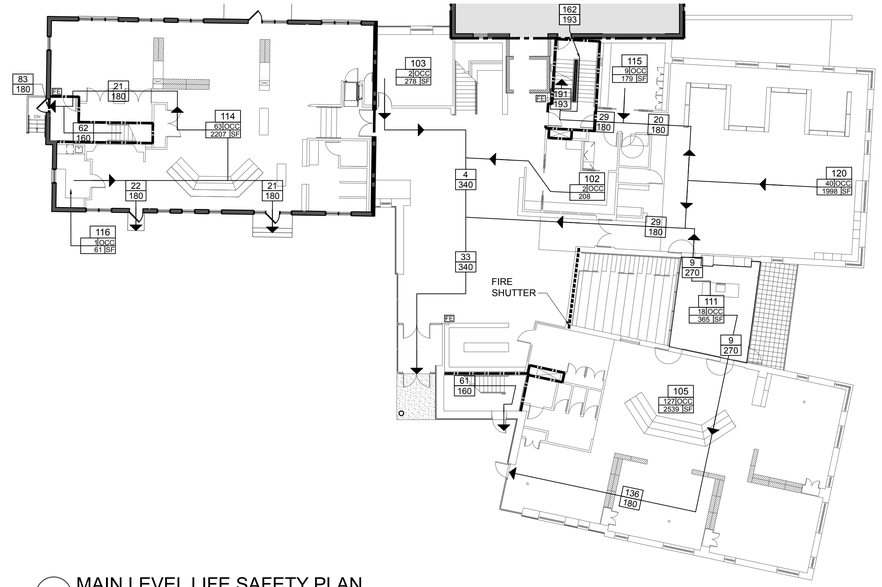

2 MAIN LEVEL LIFE SAFETY PLAN
SCALE: 1/16" = 1'-0"

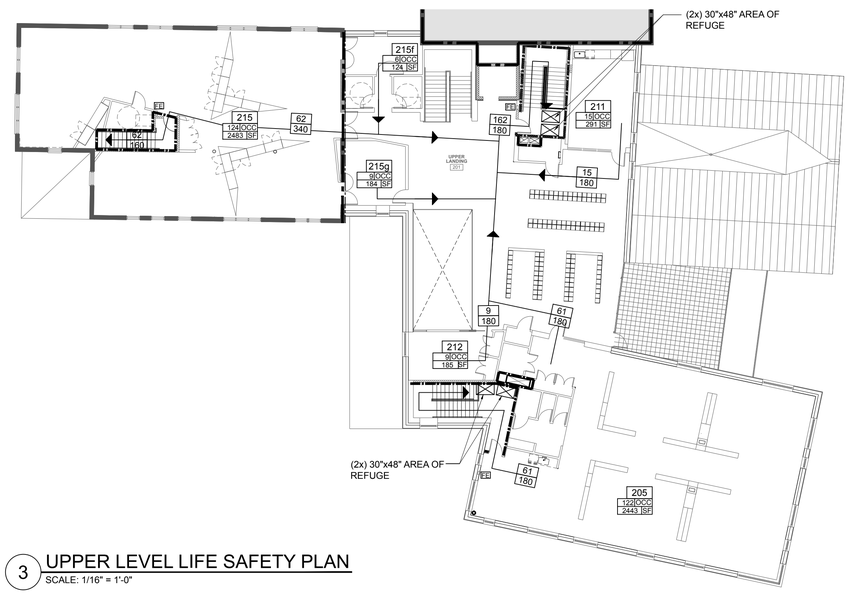

3 UPPER LEVEL LIFE SAFETY PLAN
SCALE: 1/16" = 1'-0"

LIFE SAFETY PLAN LEGEND

SEE A101 FOR PARTITION TYPES

FIRE EXTINGUISHER

— ROOM NUMBER
OCC — OCCUPANTS
SF — ROOM AREA

— OCCUPANT EGRESS LOAD AT DOOR
— DOOR OCCUPANT CAPACITY
— DIRECTION OF EGRESS

1-HOUR FIRE RATED SEPARATION WITH 1 HOUR OPENINGS

2-HOUR RATING

SMOKE SEPARATION WITH 20 MINUTE OPENINGS

SMOKE SEPARATION WITH 20 MINUTE OPENINGS

N

0 4' 16' 32' 48'
1/16" = 1' - 0"

CODE SUMMARY

APPLICABLE CODES

Maine Uniform Building and Energy Code "MUBEC"
Consists of the following applicable codes:

2009 International Building Code (IBC)
2009 International Existing Building Code (IEBC)
2009 International Energy Conservation Code (IECC)
2007 ASHRAE 62.1 (Ventilation for Acceptable Indoor Air Quality)
2007 ASHRAE90.1 - (Energy Standard for Buildings except Low-Rise Residential Buildings) editions without addenda.
E-1465-2006, Standard Practice for Radon Control Options for the Design and Construction of New Low-Rise Residential Buildings.
Maine State Internal Plumbing Code based on the 2009 Uniform Pluming Code
State of Maine Subsurface Wastewater Disposal Rules Version dated: Jan 18, 2011
2011 National Electrical Code (NEC)

Portland City Code, Chapter 10: Fire Prevention and Protection

Fire/ Life Safety

NFPA Life Safety Code as adopted by the State of Maine
Including but not limited to:

2009 NFPA 001: Fire Code
2009 NFPA 101: Life Safety Code
2007 NFPA 13: Installation of Sprinkler Systems, [2010 Edition through Equivalency]

Accessibility

2010 ADA Standards for Accessible Design

NOTE: All Codes shall include changes/amendments by the State of Maine

OCCUPANCY CLASSIFICATION
(IBC Sec 302, 303, 304) (NFPA)
Assembly A-3
Educational E

AUTOMATIC SUPPRESSION SYSTEM
(NFPA 13)

Automatic sprinkler system provide per NFPA 13 throughout

GENERAL BUILDING INFORMATION AND ALLOWABLE BUILDING HEIGHTS AND AREA
(IBC Chapter 5, Table 503) (NFPA)

Building Height (To mid-height of the roof) - 2 Stories
Total Area 35,079
Perimeter 469'

Allowable Building Height
55' Maximum + 20' (Sprinkler Benefit) = 75'
2 Stories Maximum + 1 (Sprinkler Benefit) = 3 Stories

Allowable Building Area

	OCCUPANCY (PER IBC CHAPTER 3)	CONSTRUCTION TYPE (PER IBC CHAPTER 6)	ALLOWABLE AREA (IBC TABLE 503 MODIFIED PER IBC 506)	ACTUAL AREA NEW	ACTUAL AREA RENOVATED
LOWER LEVEL			9,500 TABULAR	9,426 NEW	955 RENO.
	A-3	IIB	28,000 ALLOWABLE		
GROUND FLOOR LEVEL			9,500 TABULAR	10,495 NEW	3,193 RENO.
	A-3	IIB	28,000 ALLOWABLE		
UPPER FLOOR			9,500 TABULAR	8,058 NEW	2,952 RENO.
	A-3	IIB	28,000 ALLOWABLE		

Building Area Modifications
(IBC Sec 506.1, 506.2, 506.3)

Automatic Sprinkler Increase (IBC 506.3)

Taken; 200% Increase

REQUIRED OCCUPANCY SEPARATIONS
(IBC Table 508.4)
(NFPA)
A-3 + E (None)

TYPES OF CONSTRUCTION
(IBC Table 601, Sec 602)
(NFPA 220)
Type IIB

FIRE RESISTIVE RATINGS
(IBC Table 601)
(NFPA Table A.8.2.1.2)

	TYPE IIB	II (0,0,0)
STRUCTURAL FRAME	0	0
BEARING WALLS, EXTERIOR AND INTERIOR	0	0
NON-BEARING WALLS AND PARTITIONS, EXTERIOR NON-BEARING WALLS AND PARTITIONS, INTERIOR	0	0
FLOOR CONSTRUCTION AND SECONDARY MEMBERS	0	0
ROOF CONSTRUCTION AND SECONDARY MEMBERS	0	0

OCCUPANCY LOAD
(IBC Table 1004.1.1)
(NFPA)

Business B	100 Gross Sqft per Occupant
Assembly A-3	
Classroom	20 Net Sqft per Occupant
Daycare	35 Net Sqft per Occupant
Gym	7 Net Sqft per Occupant
Exercise Rooms	50 Gross Sqft per Occupant
Locker Rooms	50 Gross Sqft per Occupant
Accessory Storage	300 Gross Sqft per Occupant
Mechanical	300 Gross Sqft per Occupant
Stage	15 Net Sqft per Occupant

MEANS OF EGRESS
(IBC Chapter 10, NFPA 101 Chapter 7,14,15)

EGRESS WIDTH PER OCCUPANT
(IBC 1005.1)
(IEBC Table 1301.6.11(1))

0.3 Inches per occupant for stairways
0.2 Inches for other egress components

STAIRWAY WIDTH
(IEBC 1301.6.11)
0.3 Inches per occupant

EXIT ACCESS

Common path of egress travel
(IBC 1014.3)
(IBC 1028.8)
For Assembly <30'
For Business <75'

Corridor Fire Resistance
(IBC 1018.1)
1 hour

Corridor Width
(IBC 1018.2)
Not less than 44"
Not less than 36" when less than 50 occupants

Dead-End Corridor
(IEBC 705.6)
Dead-end corridors in occupancy E ≤50'
Dead-end corridors in occupancy A-3 ≤20'

Travel distance to exit: 250'

PLUMBING FIXTURE COUNT
(IBC Table 2902.1)

scott simons architects
designed for human potential

75 York Street
Portland, Maine 04101
simonsarchitects.com
207.772.4656

PROJECT NAME:

WAYNFLETE LOWER SCHOOL
ADDITION & RENOVATIONS

WAYNFLETE SCHOOL
360 SPRING STREET
PORTLAND, MAINE 04102

SEAL:

LICENSED ARCHITECT
SCOTT R. SIMONS
NO. 2034
STATE OF MAINE

THIS DRAWING IS THE PROPERTY OF SCOTT SIMONS ARCHITECTS (SSA) AND IS NOT TO BE COPIED OR REPRODUCED IN PART OR WHOLE.
2016 © SCOTT SIMONS ARCHITECTS, LLC

REVISION:

1	DATE
2	DATE
3	DATE
4	DATE
5	DATE
6	DATE

DATE OF ISSUE:	12 JANUARY 2017
PROJECT NUMBER:	2013-0050
STATUS:	100% CONSTRUCTION DOCUMENTS ISSUED FOR BID

LIFE SAFETY PLAN + CODE SUMMARY

G002

Mon Jan 16 12:35:27 2017