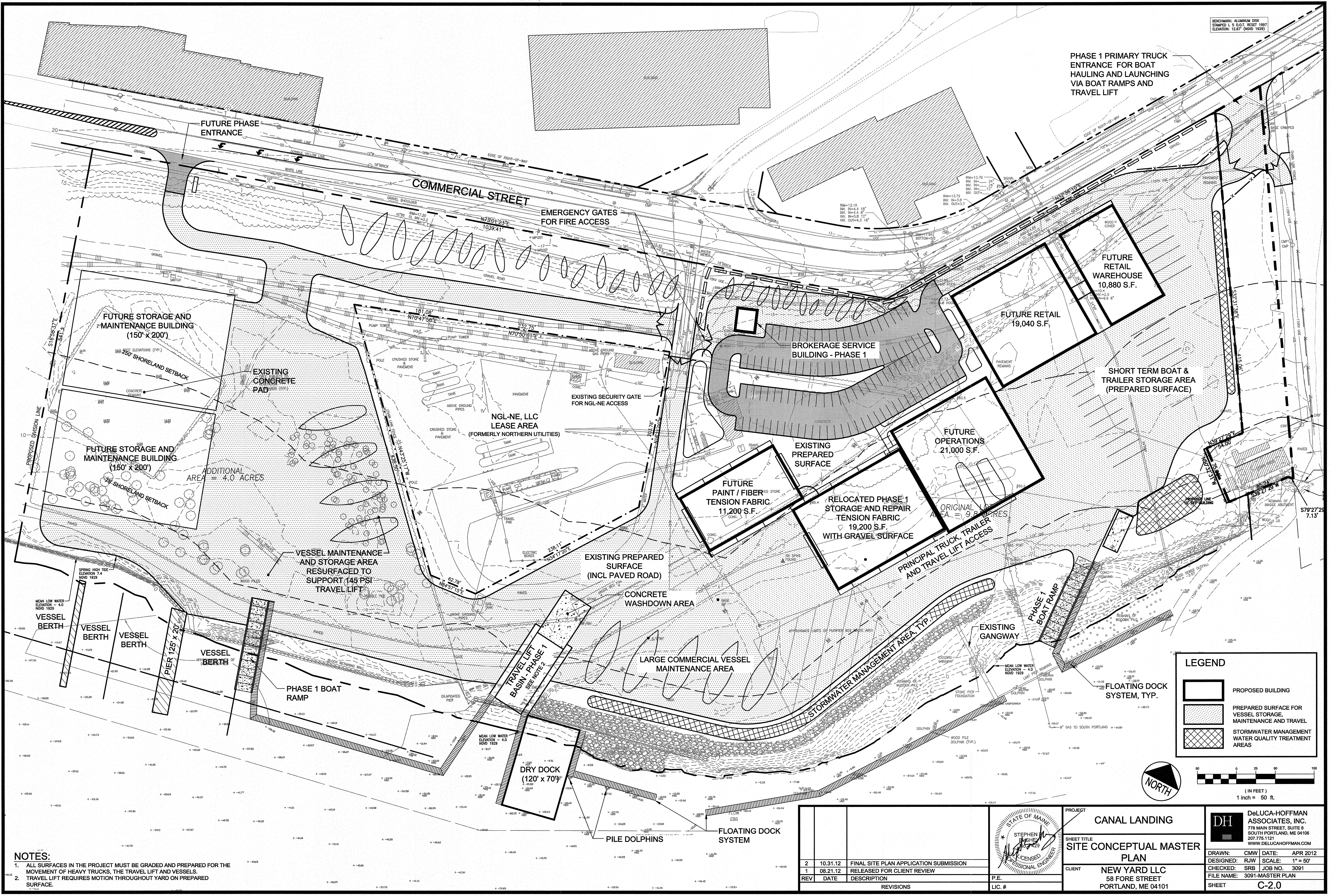


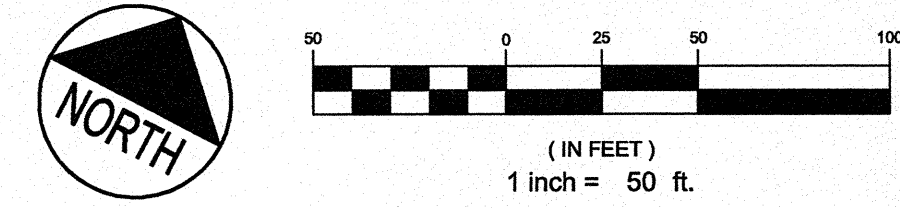
BENCHMARK: ALUMINUM DISK  
 STAMPED L 5 D.O.T. RESET 1997  
 ELEVATION: 12.87' (NOV 1929)

PHASE 1 PRIMARY TRUCK  
 ENTRANCE FOR BOAT  
 HAULING AND LAUNCHING  
 VIA BOAT RAMPS AND  
 TRAVEL LIFT



**LEGEND**


- PROPOSED BUILDING
- PREPARED SURFACE FOR VESSEL STORAGE, MAINTENANCE AND TRAVEL
- STORMWATER MANAGEMENT WATER QUALITY TREATMENT AREAS



**NOTES:**

- ALL SURFACES IN THE PROJECT MUST BE GRADED AND PREPARED FOR THE MOVEMENT OF HEAVY TRUCKS, THE TRAVEL LIFT AND VESSELS.
- TRAVEL LIFT REQUIRES MOTION THROUGHOUT YARD ON PREPARED SURFACE.

REV	DATE	DESCRIPTION	P.E.
2	10.31.12	FINAL SITE PLAN APPLICATION SUBMISSION	
1	08.21.12	RELEASED FOR CLIENT REVIEW	



**PROJECT**  
 CANAL LANDING

**SHEET TITLE**  
 SITE CONCEPTUAL MASTER PLAN

**CLIENT**  
 NEW YARD LLC  
 58 FORE STREET  
 PORTLAND, ME 04101

**DH** DeLUCA-HOFFMAN ASSOCIATES, INC.  
 778 MAIN STREET, SUITE 8  
 SOUTH PORTLAND, ME 04106  
 207.775.1191  
 WWW.DELUCAHOFFMAN.COM

**DRAWN:** CMW **DATE:** APR 2012  
**DESIGNED:** RJW **SCALE:** 1" = 50'  
**CHECKED:** SRB **JOB NO.:** 3091  
**FILE NAME:** 3091-MASTER PLAN  
**SHEET:** C-2.0