


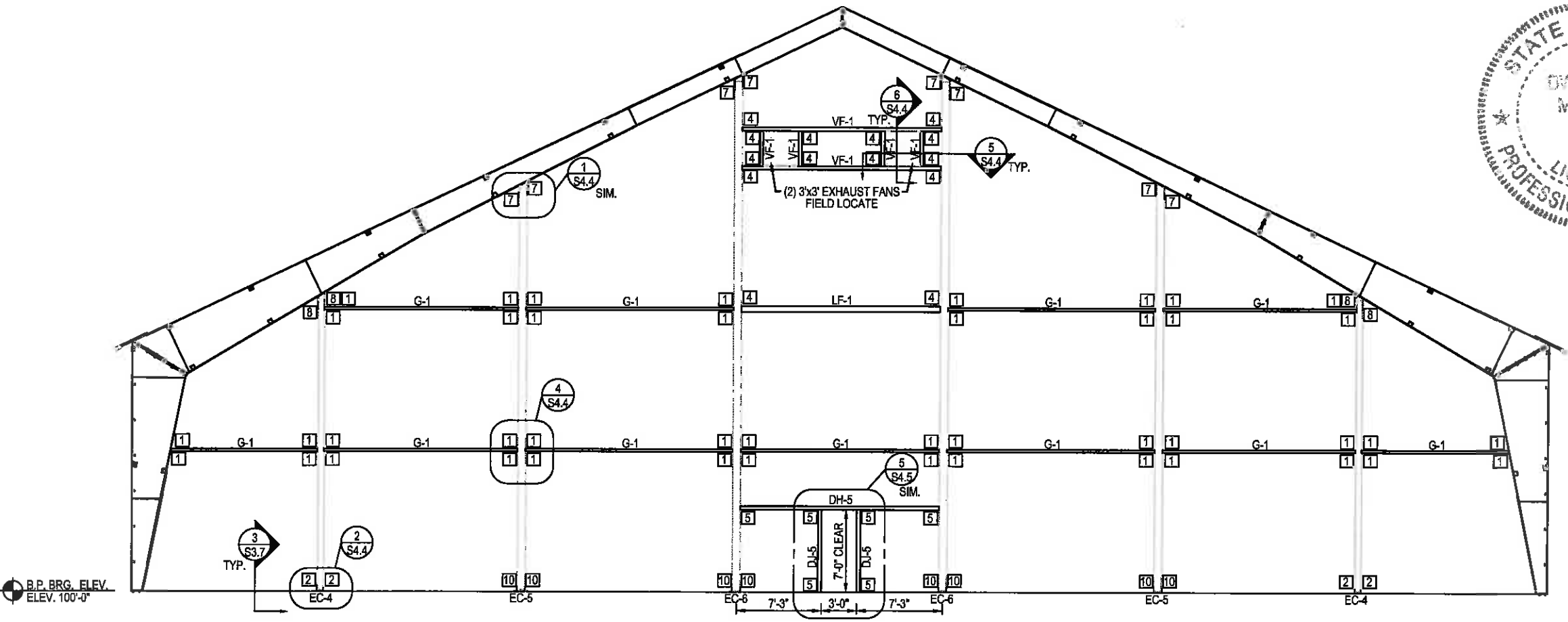
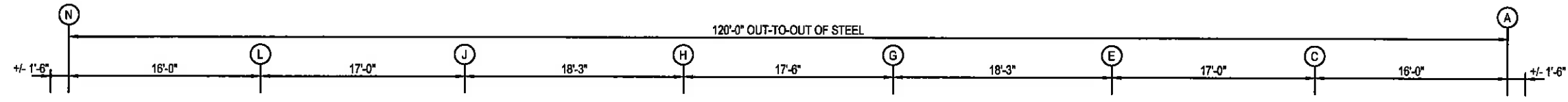
BOLT TABLE FRAME LINE 9 * ALL A325 BOLTS TO RECEIVE (2) WASHERS			
LOCATION	QUAN	DIA	LENGTH
EC-4 To Rigid Frame	4	3/4"	2"
	2	3/4"	8"
EC-4 To Anchor Clip	2	3/4"	8"
EC-5 To Rigid Frame	4	3/4"	2"
	2	3/4"	10"
EC-5 To Anchor Clip	2	3/4"	10"
EC-6 To Rigid Frame	4	3/4"	2"
	2	3/4"	10"
EC-6 To Anchor Clip	2	3/4"	10"

MEMBER TABLE FRAME LINE 9		
MARK	PART	LENGTH
EC-4	HSS 10x6x1/4" + 6C14*	24'-2 3/4"
EC-5	HSS 12x8x3/8" + HSS 4x2x14ga*	33'-9 3/16"
EC-6	HSS 16x8x3/8"	41'-11"
DH-5	12C12 + HSS 4x4x14ga*	C.T.F.
DJ-5	12C12	C.T.F.
G-1	HSS2.5x2.5x11ga	C.T.F.
VF-1	8C14 + 8C14	C.T.F.
LF-1	6C14	C.T.F.

\* WELDED TO MAIN MEMBER

CONNECTION PLATES FRAME LINE 9	
ID	PART
1	b1
2	b2
3	b3
4	b4
5	b5
7	b7
8	b8
10	b10

SEE CLIP DETAILS S5.0



END WALL FRAMING PLAN  
FRAME LINE 9

SCALE: 3/32" = 1'-0"

**LEGACY**  
BUILDING SOLUTIONS

www.LegacyBuildingSolutions.com  
1-877-250-1328

**NEW YARD LLC**  
120'-0" x 160'-6"  
PORTLAND, ME

Legacy Building Solutions  
19500 County Rd 142  
South Haven, MN 55830  
p. 320-259-7126

THE DRAWING AND THE INFORMATION CONTAINED HEREIN ARE THE PROPERTY OF LEGACY BUILDING SOLUTIONS. IT IS TO BE USED ONLY FOR THE PROJECT AND SITE SPECIFICALLY IDENTIFIED HEREON. ANY REUSE OR MODIFICATION OF THIS DRAWING WITHOUT THE WRITTEN CONSENT OF LEGACY BUILDING SOLUTIONS IS STRICTLY PROHIBITED. LEGACY BUILDING SOLUTIONS SHALL NOT BE RESPONSIBLE FOR ANY ERRORS OR OMISSIONS IN THIS DRAWING.

PATENT PENDING

GRID FRAMING PLAN

SYMBOL	DESCRIPTION
△	ANCHOR BOLT
△	CLIP
△	CLIP
△	CLIP

Drawn by:	DRM
Rev:	01-2013
Check:	DRM
Design:	DRM, MCDONNELL

Sheet Number

**S4.1**