

BOLT TABLE FRAME LINE 1			
LOCATION	QUAN	DIA	LENGTH
EC-1 To Rigid Frame	4	3/4"	2"
	2	3/4"	8"
EC-1 To Anchor Clip	2	3/4"	8"
EC-2 To Rigid Frame	4	3/4"	2"
	2	3/4"	10"
EC-2 To Anchor Clip	2	3/4"	10"
EC-3 To Rigid Frame	4	3/4"	2"
	4	1/2"	2 3/8" HOLLO BOLT
EC-3 To Anchor Clip	4	1/2"	2 3/8" HOLLO BOLT


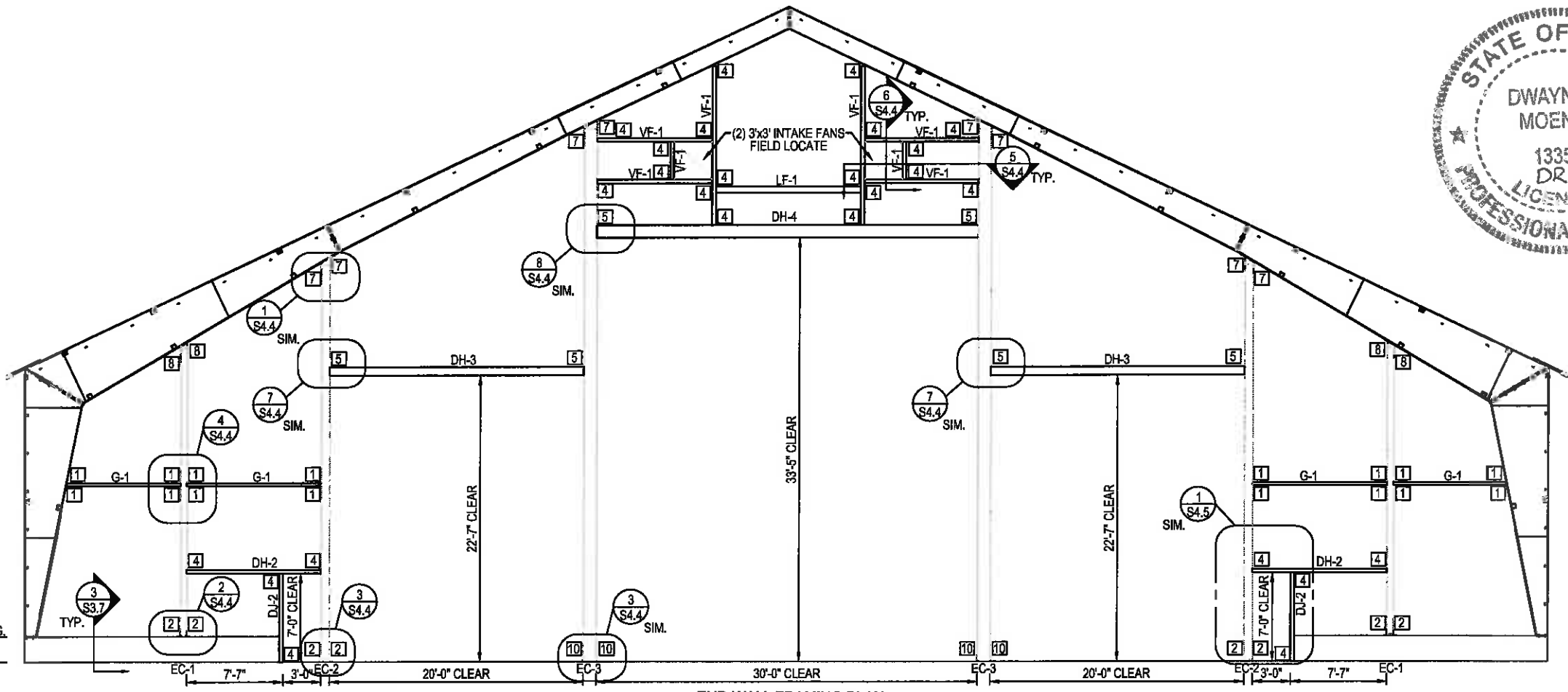
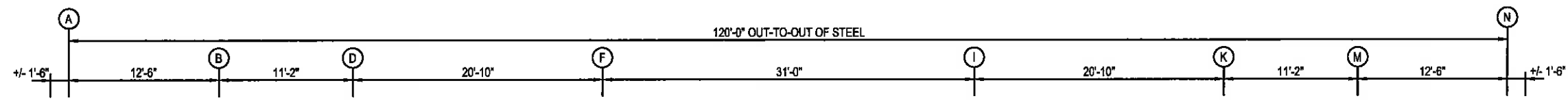
* ALL A325 BOLTS TO RECIEVE (2) WASHERS

MEMBER TABLE FRAME LINE 1		
MARK	PART	LENGTH
EC-1	HSS 8x6x1/4" + 8C14*	22'-7 1/8"
EC-2	HSS 12x8x1/4" + HSS 2x4x14ga*	31'-2"
EC-3	HSS 12x12x3/8" + HSS 12x4x14ga*	41'-10 3/8"
DH-4	HSS 12x12x3/8" + HSS 4x4x14ga*	29'-11 1/2"
DH-3	HSS 8x8x1/4" + (2) HSS 4x4x14ga*	19'-11 1/2"
DH-2	8C14 + 8C14	C.T.F.
DJ-2	8C14 + 8C14	C.T.F.
G-1	HSS2.5x2.5x11ga	C.T.F.
VF-1	8C14 + 8C14	C.T.F.
LF-1	6C14	C.T.F.

* WELDED TO MAIN MEMBER

CONNECTION PLATES FRAME LINE 1	
□ ID	PART
1	b1
2	b2
3	b3
4	b4
5	b5
7	b7
8	b8
10	b10

SEE CLIP DETAILS S5.0



BASEPLATE BRG.
ELEV. 100'-3"
F.F. ELEV.
ELEV. 98'-0"

END WALL FRAMING PLAN
FRAME LINE 1

SCALE: 3/32" = 1'-0"



www.legacybuildingsolutions.com
1-877-538-1520

NEWYARD LLC
120'-0" X 160'-8"
PORTLAND, ME

Legacy Building Solutions
19500 County Rd 142
South Haven, MN 55830
p. 320-259-7126

PATENT PENDING

GRID 1 FRAMING PLAN

REVISION	DATE
△	
△	
△	
△	

Author	
Check	
Drawn	
Design	

Sheet Number

S4.0