


CONNECTION PLATES	
ID	PART
4	b4
5	b5

SEE CLIP DETAILS S5.0

MEMBER TABLE		
MARK	PART	LENGTH
P-1	HSS 4x4x14ga	19'-11 1/16"
P-2	HSS 3x3x14ga	19'-11 1/16"
P-4	HSS 5x2x11ga	19'-10 1/2"
S-1	HSS 4x4x14ga	19'-2 3/8"
CB-1	1/2" CBL	266"
CB-2	1/2" CBL	254"
FB-1	L1.5x1.5x1/8"	3'-0"
FB-2	L2x2x3/16"	5'-0"
DH-1	DOUBLE 12C12	C.T.F.
DJ-1	12C12	C.T.F.
ST-1	8C14	C.T.F.
LF-1	6C14	C.T.F.
T-1	HSS 4x2x11ga	C.T.F.
TB-1	TRT. 2x6 BOARD	C.T.F.

NOTE:
 ALL TOP FLANGES OF RIGID FRAME
 MUST BE BRACED WITH FLANGE BRACE
 OR SUPPORT PURLINS AT ALL NOTED
 PURLIN LOCATIONS
 / - DENOTES FLANGE BRACE LOCATION



NEW YARD LLC
 120'-0" X 160'-6"
 PORTLAND, ME

Legacy Building Solutions
 19500 County Rd 142
 South Haven, MN 55830
 p. 320-259-7126

I hereby certify that the design and construction of the structure shown on this drawing is in accordance with the applicable building code and that I am a duly licensed professional engineer in the State of Maine.

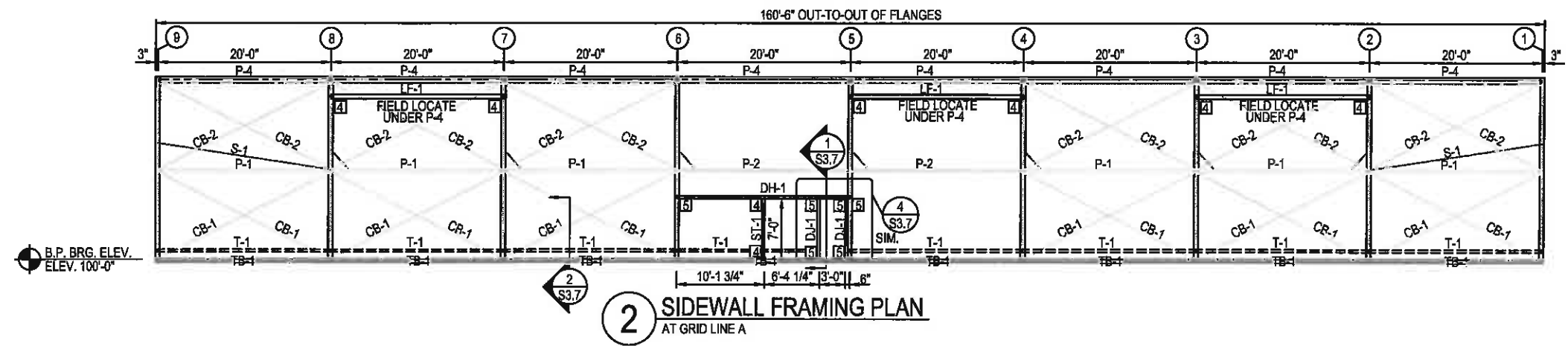
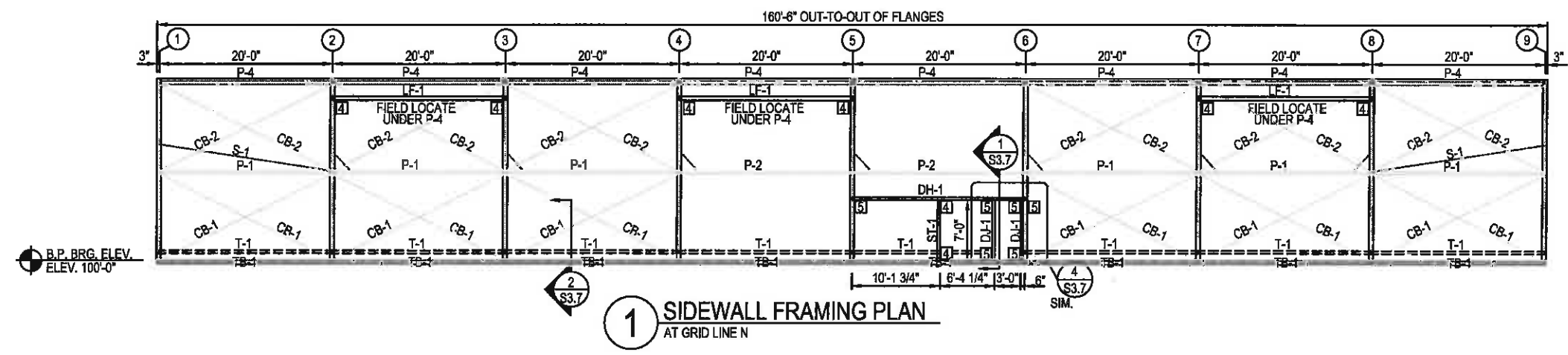
PATENT PENDING

SIDEWALL FRAMING PLAN

SYMBOL	DESCRIPTION
△	STRUCTURE
△	
△	

Project:	
No.:	
Date:	
Design:	

Sheet Number
S3.1



SCALE: 1/16" = 1'-0"