


SPLICE BOLT TABLE						
MARK	QTY			TYPE	DIA	LENGTH
	TOP	BOT	INT			
SP-1	2	2	12	A325	1.000	3.25
SP-2	2	2	6	A325	1.000	3.25


* ALL A325 BOLTS TO RECIEVE (2) WASHERS

FRAME WEIGHT TABLE			
RF-4	1190.0	(x2)	2380.0
RF-5	1687.2	(x2)	3374.4
RF-6	1505.7	(x2)	3011.4
TOTAL	4382.9	(x2)	8765.8

MEMBER TABLE		
RIGID FRAME ELEVATIONS		
MARK	PART	LENGTH
P-1	HSS 4x4x14ga	19'-11 1/16"
P-3	4" ROUND x 11ga	19'-10"
P-4	HSS 5x2x11ga	19'-10 1/2"
CB-1	1/2" CBL	266"
CB-2	1/2" CBL	254"
CB-3	1/2" CBL	252"
CB-4	3/8" CBL	268"
CB-5	3/8" CBL	266"
FB-1	L1.5x1.5x1/8"	3'-0"
FB-2	L2x2x3/16"	5'-0"
FB-3	L2.5x2.5x3/16"	7'-0"
FB-4	L1.5x1.5x1/8"	3'-0"
ITS-C	HSS 6x2x11ga	19'-8 9/16"



NEW YARD LLC
120'-0" X 160'-6"
PORTLAND, ME



Legacy Building Solutions
19500 County Rd 142
South Haven, MN 55830
p. 320-259-7126

THIS DOCUMENT IS THE PROPERTY OF LEGACY BUILDING SOLUTIONS. IT IS TO BE USED ONLY FOR THE PROJECT AND SITE SPECIFICALLY IDENTIFIED HEREIN. IT IS NOT TO BE REPRODUCED, COPIED, OR TRANSMITTED IN ANY FORM OR BY ANY MEANS, ELECTRONIC OR MECHANICAL, INCLUDING PHOTOCOPYING, RECORDING, OR BY ANY INFORMATION STORAGE AND RETRIEVAL SYSTEM, WITHOUT THE WRITTEN PERMISSION OF LEGACY BUILDING SOLUTIONS.

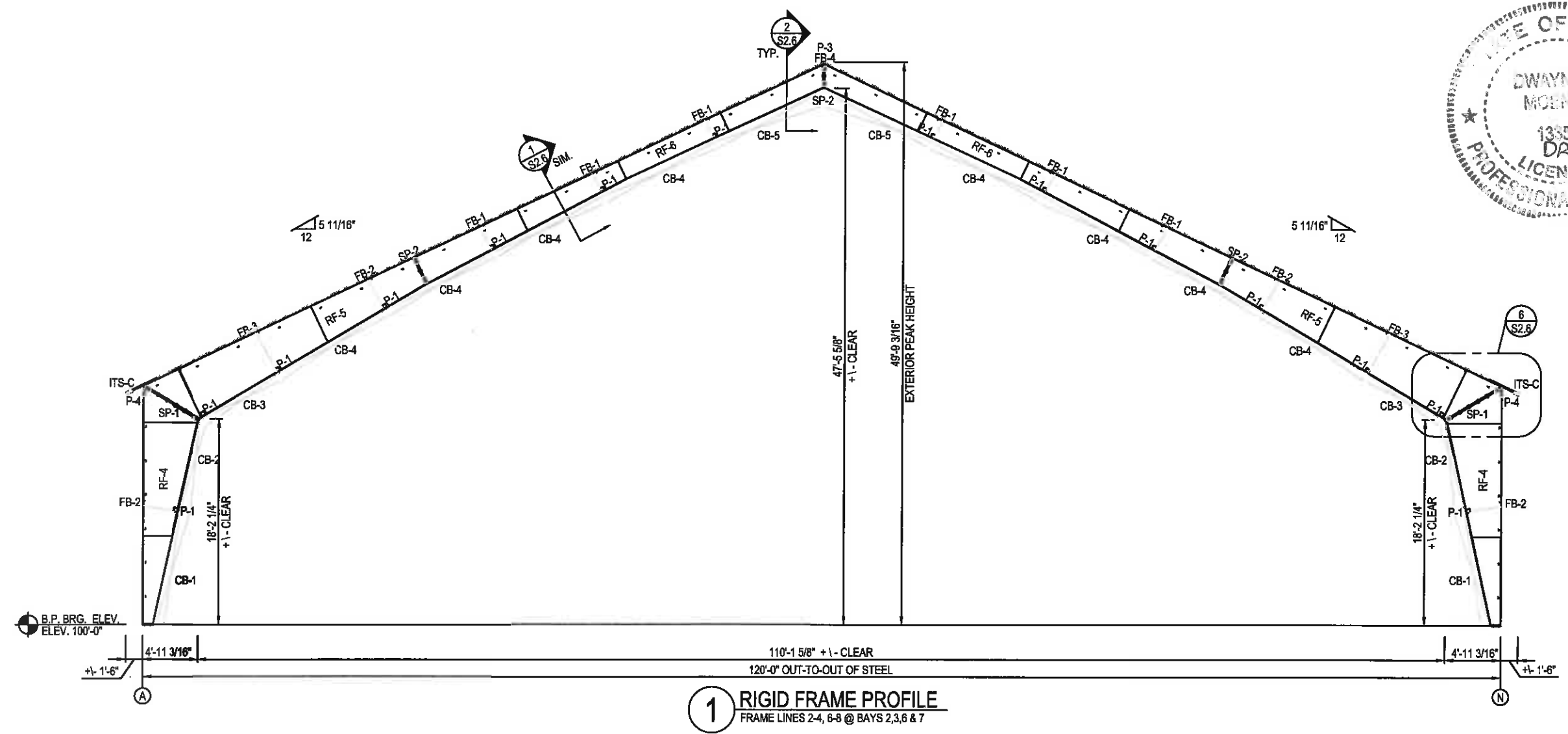
PATENT PENDING

ROOF FRAME PROFILE
FRAME LINES 2-4, 6-8 @ BAYS 2,3,6 & 7

DATE:	08/13/13
BY:	DRM
CHECKED:	DRM
DATE:	08/13/13

SCALE:	3/32" = 1'-0"
--------	---------------

Sheet Number:
S2.2



SCALE: 3/32" = 1'-0"