

DISPLAY THIS CARD ON PRINCIPAL FRONTAGE OF WORK



CITY OF PORTLAND

BUILDING PERMIT

This is to certify that 26 Brackett Street LLC, Ashley
SalisburyAshley Salisbury 26 Brackett Street LLC

Located At 26 BRACKETT

Job ID: 2011-06-1526-HVAC

CBL: 058 - - D - 011 - 001 - - - -

has permission to install ai gas heater

provided that the person or persons, firm or corporation accepting this permit shall comply with all of the provisions of the Statues of Maine and of the Ordinances of the City of Portland regulating the construction, maintenance and use of the buildings and structures, and of the application on file in the department.

Notification of inspection and written permission procured before this building or part thereof is lathed or otherwise closed-in. 48 HOUR NOTICE IS REQUIRED.

A final inspection must be completed by owner before this building or part thereof is occupied. If a certificate of occpancy is required, it must be

Fire Prevention Officer

Code Enforcement Officer / Plan Reviewer

**THIS CARD MUST BE POSTED ON THE STREET SIDE OF THE PROPERTY
PENALTY FOR REMOVING THIS CARD**

BUILDING PERMIT INSPECTION PROCEDURES

Please call 874-8703 or 874-8693 (ONLY)

or email: buildinginspections@portlandmaine.gov

With the issuance of this permit, the owner, builder or their designee is required to provide adequate notice to the city of Portland Inspections Services for the following inspections. Appointments must be requested 48 to 72 hours in advance of the required inspection. The inspection date will need to be confirmed by this office.


- **Please read the conditions of approval that is attached to this permit!! Contact this office if you have any questions.**
- **Permits expire in 6 months. If the project is not started or ceases for 6 months.**
- **If the inspection requirements are not followed as stated below additional fees may be incurred due to the issuance of a "Stop Work Order" and subsequent release to continue.**

The project cannot move to the next phase prior to the required inspection and approval to continue, REGARDLESS OF THE NOTICE OF CIRCUMSTANCES.

IF THE PERMIT REQUIRES A CERTIFICATE OF OCCUPANCY, IT MUST BE PAID FOR AND ISSUED TO THE OWNER OR DESIGNEE BEFORE THE SPACE MAY BE OCCU0PIED.

City of Portland, Maine - Building or Use Permit Application

389 Congress Street, 04101 Tel: (207) 874-8703, FAX: (207) 8716

Job No: 2011-06-1526-HVAC	Date Applied: 6/24/2011	CBL: 058 - - D - 011 - 001 - - - - -	
Location of Construction: 26 BRACKETT ST	Owner Name: Ashley Salisbury 26 Brackett Street LLC	Owner Address: 261 BRACKETT ST PORTLAND, ME 04101	Phone:
Business Name:	Contractor Name: GOLDMAN, SHELDON	Contractor Address: 31 PEARY TER SOUTH PORTLAND ME 04106	Phone: (207) -799-6211
Lessee/Buyer's Name:	Phone:	Permit Type: HVAC	Zone: B-1 & R-6
Past Use: 1 st floor commercial & 2 dwelling units above	Proposed Use: 1 st floor commercial & 2 dwelling units above - install a Rinnai gas heater	Cost of Work: 2000.00	CEO District:
		Fire Dept: <input checked="" type="checkbox"/> Approved w/conditions <input type="checkbox"/> Denied <input type="checkbox"/> N/A	Inspection: Use Group: Type: HVAC
		Signature: Capt. Prime #15	Signature: 
Proposed Project Description: Install Rinnai Gas Unit		Pedestrian Activities District (P.A.D.)	
Permit Taken By:		Zoning Approval	

<p>1. This permit application does not preclude the Applicant(s) from meeting applicable State and Federal Rules.</p> <p>2. Building Permits do not include plumbing, septic or electrical work.</p> <p>3. Building permits are void if work is not started within six (6) months of the date of issuance. False informatin may invalidate a building permit and stop all work.</p>	<p>Special Zone or Reviews</p> <p><input type="checkbox"/> Shoreland</p> <p><input type="checkbox"/> Wetlands</p> <p><input type="checkbox"/> Flood Zone</p> <p><input type="checkbox"/> Subdivision</p> <p><input type="checkbox"/> Site Plan</p> <p><input type="checkbox"/> Maj <input type="checkbox"/> Min <input type="checkbox"/> MM</p> <p>Date: OK w/condition 7/1/11 ABN</p>	<p>Zoning Appeal</p> <p><input type="checkbox"/> Variance</p> <p><input type="checkbox"/> Miscellaneous</p> <p><input type="checkbox"/> Conditional Use</p> <p><input type="checkbox"/> Interpretation</p> <p><input type="checkbox"/> Approved</p> <p><input type="checkbox"/> Denied</p> <p>Date:</p>	<p>Historic Preservation</p> <p><input checked="" type="checkbox"/> Not in Dist or Landmark</p> <p><input type="checkbox"/> Does not Require Review</p> <p><input type="checkbox"/> Requires Review</p> <p><input type="checkbox"/> Approved</p> <p><input type="checkbox"/> Approved w/Conditions</p> <p><input type="checkbox"/> Denied</p> <p>Date: ABN</p>
	CERTIFICATION		


I hereby certify that I am the owner of record of the named property, or that the proposed work is authorized by the owner of record and that I have been authorized by the owner to make this application as his authorized agent and I agree to conform to all applicable laws of this jurisdiction. In addition, if a permit for work described in the application is issued, I certify that the code official's authorized representative shall have the authority to enter all areas covered by such permit at any reasonable hour to enforce the provision of the code(s) applicable to such permit.

SIGNATURE OF APPLICANT	ADDRESS	DATE	PHONE
RESPONSIBLE PERSON IN CHARGE OF WORK, TITLE		DATE	PHON



81 2011-06-15 2b
FILL IN AND SIGN WITH INK

APPLICATION FOR PERMIT HEATING OR POWER EQUIPMENT



To the INSPECTOR OF BUILDINGS, PORTLAND, ME.

The undersigned hereby applies for a permit to install the following heating, cooking or power equipment in accordance with the Laws of Maine, the Building Code of the City of Portland, and the following specifications:

117609

Location / CBL S8-D-11 Use of Building _____ Date _____
Name and address of owner of appliance ASHLEY SALISBURY 26 BRACKETT ST
PORTLAND, ME
Installer's name and address SHELDON GOLDMAN 31 PEARY TERRACE
SO. PORTLAND, ME Telephone 799-6211

Location of appliance:

- Basement
- Floor
- Attic
- Roof

Type of Fuel:

- Gas NAT.
- Oil
- Solid

Appliance Name: Rainu.

U.L. Approved Yes No

Will appliance be installed in accordance with the manufacture's installation instructions? Yes No

IF NO Explain: _____

The Type of License of Installer:

- Master Plumber # _____
- Solid Fuel # _____
- Oil # _____
- Gas # PNT 2253
- Other _____

Type of Chimney:

Masonry Lined
Factory built _____

Metal
Factory Built U.L. Listing # _____

Direct Vent
Type _____ UL# _____

Type of Fuel Tank

- Oil
- Gas NAT.

Size of Tank _____

Number of Tanks _____

Distance from Tank to Center of Flame _____ feet.

Cost of Work: \$ 1,200.00

Permit Fee: \$ 40

RECEIVED
JUN 24 2011
Dept. of Building Inspections
City of Portland Maine

Approved

Fire: _____
Ele.: _____
Bldg.: _____

Approved with Conditions

See attached letter or requirement

Inspector's Signature

Date Approved

Signature of Installer Sheldon Goldman

June 24, 2011

To: Lannie Dobson
Administrative Assistant

Fax: 874-8716

From: Sheldon Goldman
Sheldon's Plumbing + Heating, Inc.

Office: 799-6211
Cell: 232-1026

Attached please find the specifications pages
for the EX17c gas room heater.

Thank you

Owner's Operation and Installation Manual for the

EX17C (RHFE-434FTA)
EX22C (RHFE-559FTA)

Energysaver®

Gas Direct Vent Wall Furnace

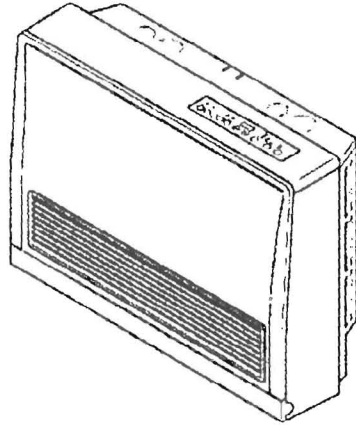


Table of Contents.....	2
Consumer Safety Information	3
Specifications.....	4
Operating Instructions.....	6
Installation Instructions	15
Adjust Gas Pressure Settings	28
Consumer Support.....	44
French Version.....	46

⚠ WARNING: If the information in these instructions is not followed exactly, a fire or explosion may result causing property damage, personal injury or loss of life.

- Do not store or use gasoline or other flammable vapors and liquids in the vicinity of this or any other appliance.
- **WHAT TO DO IF YOU SMELL GAS**
 - Do not try to light any appliance.
 - Do not touch any electrical switch; do not use any phone in your building.
 - Immediately call your gas supplier from a neighbor's phone. Follow the gas supplier's instructions.
 - If you cannot reach your gas supplier, call the fire department.
- Installation and service must be performed by a qualified installer, service agency or the gas supplier.

INSTALLER: Leave this manual with the appliance.
CONSUMER: Retain this manual for future reference.

Register your product at www.rinnairegistration.com
or call 1-866-RINNAI1 (746-6241)

Rinnai®

Safety Features

- **Overheat:** The appliance will automatically shut down when the appliance exceeds a predetermined temperature.
- **Flame Failure:** The appliance will automatically shut down if the burner flame is extinguished.
- **Power Failure:** The appliance will shut off the gas if it loses electrical power.
- **Power Surge Fuse:** A glass fuse on the PC board protects against overcurrent. If the fuse blows then all indicator lamps will be off.
- **Spark Detector:** The appliance automatically shuts down if there is an abnormal spark at ignition.
- **Fusible Link:** In case the overheat feature does not prevent an overheat then the fusible link could break, shutting off the appliance.

Specifications

Appliance Specifications

	EX17C	EX22C
Application	For manufactured home (USA only) or mobile home or residential installation convertible for use with natural gas and liquefied petroleum gases (propane / LPG) when provision is made for the simple conversion from one gas to the other. For commercial setting. For installation at altitudes up to 10,200 feet (3109 m).	
General Description	Forced combustion, forced convection, flued gas furnace	
Operation	Push button electronic	
Gas Connection	1/2 in male NPT	
Gas Control	Electronic	
Burners	Stainless steel Bunsen burner	
Temperature Control	Electronic thermostat, (Low, 60-80°F in 2°F increments, High)	
Ignition System	Electronic spark ignition	
Flue System	The flue must be terminated to atmosphere with only flue components listed with the appliance's certification. Warranty will be voided if non listed components are installed.	
Humidifier Tray	Capacity - 2.1 pints (1000 cc)	
Electrical Connection	AC 120V, 60 Hz, 46 watts	AC 120V, 60 Hz, 56 watts
Standby Power	0.5 watt	
Weight	57 lbs (26 kg)	
Noise Level	33-38 dB	33-42 dB
AFUE Rating	Natural Gas: 81% Propane: 82%	Natural Gas: 80% Propane: 82%

Rinnai is continually updating and improving products. Therefore, specifications are subject to change without prior notice.

The efficiency rating of this appliance is a product thermal efficiency rating determined under continuous operating conditions and was determined independently of any installed system.

Appliance Specifications

	Natural Gas	Propane Gas
Minimum supply gas pressure	3.5 in (89 mm) W.C.	8.0 in (203 mm) W.C.
Maximum supply gas pressure	10.5 in (267 mm) W.C.	13.0 in (330 mm) W.C.

EX17C		
	Natural Gas	Propane Gas
BTU/hour input	Low 8200 High 16700	Low 8200 High 16700
BTU/hour output	Low 6560 High 13360	Low 6560 High 13360

EX22C		
	Natural Gas	Propane Gas
BTU/hour input	Low 8200 High 21500	Low 8200 High 20700
BTU/hour output	Low 6560 High 17200	Low 6560 High 16560

Features

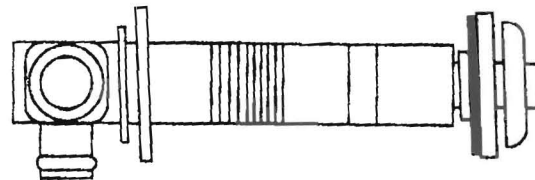
- Restarts automatically when ignition or combustion fails.
- Clean Heating Forced Flue Type
- Easy Operation One-Touch Ignition
- Programmable Thermostat
- Warm Air Outlet at Floor Level (keeps your feet warm)
- Child Lock
- Room Temperature Setting Memory
- Clean the Air Filter - Indicator Lamp
- Energy Saving Economy Setting
- Humidifier Tray
- Air Flow Directional Louvers
- Direct Vent Easily Installed
- Proportional Heating Variable Capacity
- Hush! Quiet Operation
- Modern Design Minimizes Floor Space Requirements
- Fault Code Message Display
- Timers 1 and 2
- Dimmer
- Set back (setting a minimum temperature)
- Temperature settings in Fahrenheit or Celsius

Flue Manifolds

See the installation instructions for the parts list of the vent kit.

The "A" Vent Kit is included with the appliance.

The following flue manifold sizes are available:



Name	Kit No.	Fits walls
S Vent Kit	FOT-150	3 - 4 1/2 in (75 - 115 mm)
A Vent Kit	FOT-151	4 1/2 - 9 1/2 in (115 - 240 mm)
B Vent Kit	FOT-152	9 1/2 - 15 3/4 in (240 - 400mm)
C Vent Kit	FOT-153	15 3/4 - 23 5/8 in (400 - 600 mm)
D Vent Kit	FOT-154	23 5/8 - 31 1/2 in (600 - 800 mm)

Rinnai Corporation EX17C EX22C Manual



CITY OF PORTLAND, MAINE

Department of Building Inspections

Original Receipt

Received on 6-24 20 11

Received from Sheldon Goldman

Location of Work 26 Brackett

Cost of Construction \$ _____ Building Fee: _____

Permit Fee \$ _____ Site Fee: _____

Certificate of Occupancy Fee: _____

Total: 40

Building (IL) _____ Plumbing (I5) _____ Electrical (I2) _____ Site Plan (U2) _____

Other 110AL

CBL: 58-D-11

Check #: CC Total Collected \$ 40

**No work is to be started until permit issued.
Please keep original receipt for your records.**

Taken by: [Signature]

WHITE - Applicant's Copy
YELLOW - Office Copy
PINK - Permit Copy