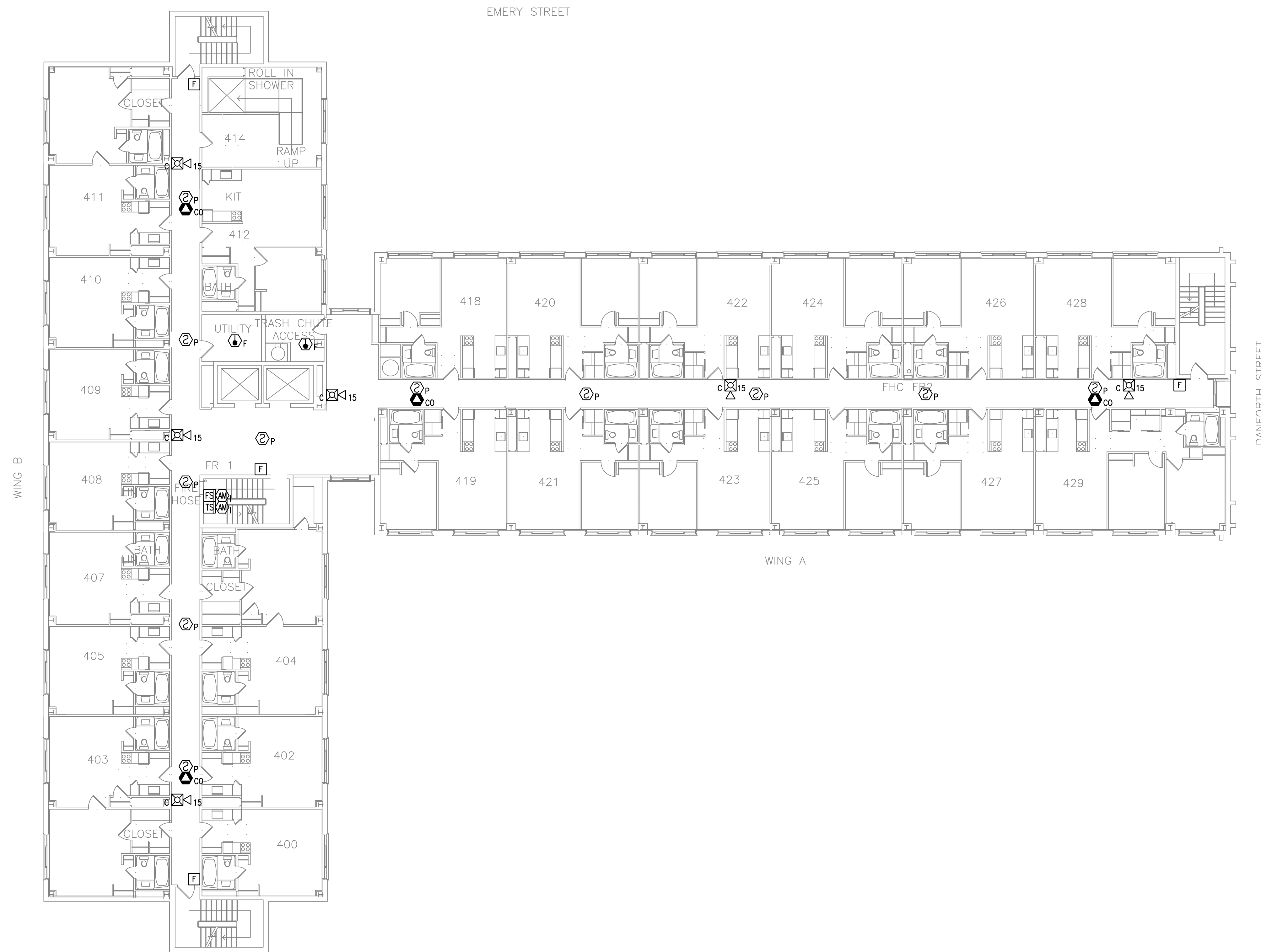


NOTES:


- SEE SHEET FA-001 FOR LEGEND, ABBREVIATIONS, AND GENERAL NOTES.




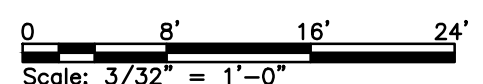
FOURTH FLOOR FIRE ALARM PLAN

SCALE: 3/32" = 1'-0"

PROJECT



NORTH



				PORTLAND HOUSING AUTHORITY PORTLAND, MAINE	
				HARBOR TERRACE FIRE ALARM UPGRADE	
				FOURTH FLOOR FIRE ALARM PLAN	
A	ISSUED FOR CONSTRUCTION	BVD	MRL	3/11/15	
REV	DESCRIPTION	DWN	APP	DATE	
PLEASE NOTE: THIS DOCUMENT MAY NOT ACCURATELY REPRESENT THE FINAL DOCUMENT. ONLY AN ENGINEER, ARCHITECT OR SURVEYOR SIGNED, SEALED AND DATED PAPER COPY, PROVIDED BY THIS OFFICE, MAY BE UTILIZED FOR BIDDING OR CONSTRUCTION PURPOSES.		ANSI D		PROJECT NO.	DRAWING NO.
47A York Street Portland, Maine 04101 207.533.7753 colbycoengineering.com		DATE:	03-11-2015	218.006.002	FA-112
Colby Company engineering		DES BY:	JMB	SHEET	13 OF 17
		DWN BY:	BVD		
		CKD BY:	MRL		