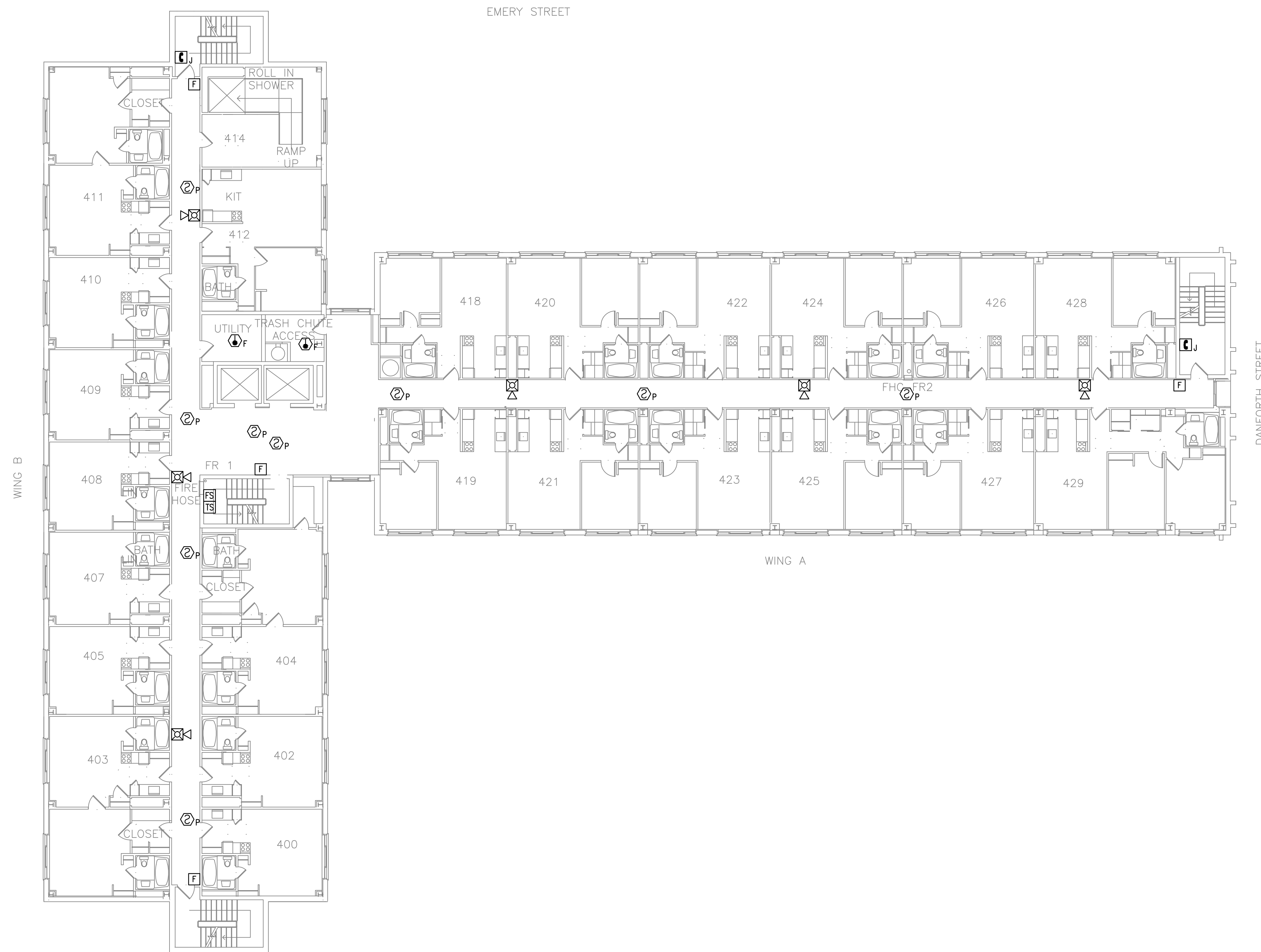



NOTES:


1. SEE SHEET FA-001 FOR LEGEND, ABBREVIATIONS, AND GENERAL NOTES.
2. REMOVE ALL FIRE ALARM EQUIPMENT COMPLETELY UNLESS OTHERWISE INDICATED, AND WHETHER EXPLICITLY SHOWN ON THIS SHEET OR NOT. REMOVE ALL WIRING, AND EQUIPMENT SUPPORTS. CONDUIT IS ALLOWED TO BE RE-USED IF IT IS IN SUITABLE CONDITION.



FOURTH FLOOR FIRE ALARM DEMOLITION PLAN
SCALE: 3/32" = 1'-0"



0 8' 16' 24'
Scale: 3/32" = 1'-0"



| | | | | | |
|---|-------------------------|------------------------------|-----|--|--|
| | | | | PORTLAND HOUSING AUTHORITY PORTLAND, MAINE | |
| | | | | HARBOR TERRACE FIRE ALARM UPGRADE | |
| | | | | FOURTH FLOOR FIRE ALARM DEMOLITION PLAN | |
| A | ISSUED FOR CONSTRUCTION | BVD | MRL | 3/11/15 | |
| REV | DESCRIPTION | DWN | APP | DATE | |
| PLEASE NOTE: THIS DOCUMENT MAY NOT ACCURATELY REPRESENT THE FINAL DOCUMENT. ONLY AN ENGINEER, ARCHITECT OR SURVEYOR SIGNED, SEALED AND DATED PAPER COPY, PROVIDED BY THIS OFFICE, MAY BE UTILIZED FOR BIDDING OR CONSTRUCTION PURPOSES. | | Colby Company engineering | | 47A York Street Portland, Maine 04101 207.533.7753 colbycoengineering.com | |
| SIZE: ANSI D | | DATE: 03-11-2015 | | PROJECT NO. 218.006.002 | |
| DES BY: JMB | | DWN BY: BVD | | DRAWING NO. FA-104 | |
| CKD BY: MRL | | | | SHEET 5 OF 17 | |